

15 -ാം കേരള നിയമസഭ

2 -ാം സമ്മേളനം

നക്ഷത്ര ചിഹ്നം ഇല്ലാത്ത പോദ്യം നം. 48

22-07-2021 - ൽ മറുപടിയ്ക്ക്

കിഫ്ബിയുടെ വരവും ചെലവും

ചോദ്യം		ഉത്തരം	
ശ്രീ എൻ എ നെല്ലിക്കുന്ന്		Shri K N Balagopal (ധനകാര്യ വകുപ്പ് മന്ത്രി)	
(എ)	കിഫ്ബിക്ക് തുടക്കമിട്ടത് എന്നാണെന്നും ഈ പദ്ധതിയുടെ ധനസമാഹരണത്തിന്റെ ഭാഗമായി ആദ്യമായി തുക നൽകിയ വ്യക്തി/സ്ഥാപനം ഏതാണെന്നും തുക എത്രയാണെന്നും വ്യക്തമാക്കാമോ;	(എ)	1999ൽ ആണ് കിഫ്ബി നിലവിൽ വരുന്നത് എങ്കിലും 2016 ൽ കിഫ്ബിയിൽ ഉണ്ടായ സമഗ്ര ഭേദഗതിക്ക് ശേഷമാണ് നിലവിലെ രീതിയിലുള്ള ധനസമാഹരണവും പദ്ധതി നിർവ്വഹണവും ആരംഭിച്ചത്. 2016ലെ ഭേദഗതിക്ക് ശേഷം നടന്ന ധനസമാഹരണത്തിൽ ആദ്യമായി കിഫ്ബിയ്ക്ക് വായ്പ അനുവദിച്ചത് നബാർഡ് ആണ്. 565 കോടി രൂപയാണ് നബാർഡ് വായ്പയായി നൽകിയത്.
(ബി)	ഏതൊക്കെ വ്യക്തികളിൽ നിന്നും സ്ഥാപനങ്ങളിൽ നിന്നും രാജ്യങ്ങളിൽ നിന്നും നാളിതുവരെ കിഫ്ബിയ്ക്ക് വേണ്ടി പണം സമാഹരിച്ചിട്ടുണ്ടെന്ന് വ്യക്തമാക്കുമോ; സമാഹരിച്ച തുക എത്രയാണെന്നും നിബന്ധനകൾ എന്തൊക്കെയാണെന്നും വ്യക്തമാക്കാമോ;	(ബി)	വ്യക്തികളിൽ നിന്നും നേരിട്ട് ധനസമാഹരണം നടത്തുന്ന പദ്ധതികൾ ഒന്നും കിഫ്ബി നിലവിൽ ചെയ്യുന്നില്ല. കിഫ്ബിയുടെ നിക്ഷേപകരെല്ലാം തന്നെ ഇൻസ്റ്റിറ്റ്യൂഷണൽ നിക്ഷേപകരാണ്. ആഭ്യന്തര വിപണിയിലൂടെ വിവിധ ബാങ്കുകളിൽ നിന്നും മറ്റു ഡെവലപ്മെന്റ് ഫിനാൻഷ്യൽ ഇൻസ്റ്റിറ്റ്യൂഷനുകളിൽ നിന്നുമുള്ള ലോണുകളും കെ.എസ്.എഫ്.ഇ മുഖേന പ്രവാസി ചിട്ടിയുടെ ലഭിക്കുന്ന ഫണ്ടും NORKWB മുഖേന പ്രവാസി ഡിവിഡന്റ് സ്കീമിലൂടെ ലഭിക്കുന്ന ഫണ്ടുമാണ് പ്രധാനമായും കിഫ്ബിയുടെ വരുമാന സ്രോതസ്സുകൾ. ഇതിനു പുറമെ 2019ൽ മസാലാബോണ്ടു വഴി ലഭിച്ച 2150 കോടിയും വിദേശ ധനസമാഹരണ ഇനത്തിൽ കിഫ്ബിക്കു വന്നിട്ടുണ്ട്. Financial Action Task Force(FATF) ൽ അംഗമായിട്ടുള്ള രാജ്യങ്ങളിലെ ഇൻസ്റ്റിറ്റ്യൂഷണൽ നിക്ഷേപകർക്ക് മാത്രമാണ് മസാലാബോണ്ടിൽ പങ്കെടുക്കാൻ സാധിക്കുമായിരുന്നത്. കിഫ്ബിയുടെ ധനസമാഹരണ രീതികൾ എല്ലാം തന്നെ ഇന്ത്യയിലെ നിയമങ്ങൾക്കും ഇതു സംബന്ധിച്ച് നിയന്ത്രണ ഏജൻസികളായ റിസർവ് ബാങ്ക് സെബി എന്നീ സ്ഥാപനങ്ങൾ നിഷ്കർഷിക്കുന്ന മാനദണ്ഡങ്ങൾക്കും വിധേയമായാണ്. 2021 ജൂൺ 30 ലെ കണക്കുകൾ പ്രകാരമുള്ള കിഫ്ബിയുടെ

			വായ്പകളുടെ വിവരങ്ങൾ അനുബന്ധം 1 ആയി നൽകുന്നു.
(സി)	കുറഞ്ഞ പലിശ നിരക്കിൽ ആഭ്യന്തരമായി പണം സമാഹരിക്കാനുള്ള സാധ്യത ഉണ്ടായിരിക്കെ എന്തുകൊണ്ടാണ് വിദേശങ്ങളിൽ നിന്ന് ഉയർന്ന നിരക്കിൽ പണം സ്വീകരിക്കുന്നതെന്ന് വ്യക്തമാക്കാമോ;	(സി)	<p>വിപണിയിലെ വായ്പ നിരക്ക് നിശ്ചയിക്കപ്പെടുന്നത് വിവിധ ഘടകങ്ങളെ ആശ്രയിച്ചാണ്.</p> <p>വായ്പയെടുക്കുന്ന സ്ഥാപനത്തിന്റെ വിശ്വാസ്യത, തിരിച്ചടവ് ശേഷി, ഗ്യാരണ്ടികൾ, വായ്പ കാലയളവ്, വായ്പ തുക, ധനകാര്യ വിപണിയുടെ സ്ഥിതി തുടങ്ങിയവയാണ് ഇതിൽ മുഖ്യം. വിദേശ ധനസമാഹാരണത്തിനു മുന്നേ കിഫ്ബി ആഭ്യന്തര വിപണിയുടെ സാധ്യത നോക്കിയിരുന്നു. ഇന്ത്യയിലെ ആഭ്യന്തര വിപണിയിൽ കിഫ്ബി അതിനകം രണ്ടു തവണ വായ്പാശ്രമങ്ങൾ നടത്തുകയുണ്ടായി. 10.20% മുതൽ 10.25% വരെയാണ് അപ്പോഴൊക്കെ നമുക്ക് വാഗ്ദാനം ചെയ്ത ഏറ്റവും കുറഞ്ഞ പലിശ നിരക്ക്. അതിനോടൊപ്പം അറിയേണ്ട കാര്യം, കിഫ്ബിയ്ക്ക് തുല്യ വ്യവസ്ഥാപിത സ്ഥാപനമായ ആന്ധ്രാപ്രദേശ് കാപ്പിറ്റൽ റീജിയണൽ ഡവലപ്മെന്റ് അതോറിറ്റി (APCRDA) യ്ക്ക് പണം എടുത്തത് 10.34% എന്ന നിരക്കിലാണ് (ത്രൈമാസ അടിസ്ഥാനത്തിൽ). എന്നാൽ മസാല ബോണ്ടിന്റെ ഭാഗമായി താരതമ്യേന മികച്ച നിരക്കായ 9.723% നിരക്കിലാണ് കിഫ്ബി 2150 കോടി സമാഹരിച്ചത്. കിഫ്ബിയുടെ ക്രെഡിറ്റ് റേറ്റിംഗ് കണക്കിലെടുത്താൽ അന്ന് ലഭ്യമായിരുന്ന മികച്ച നിരക്കിൽ തന്നെയാണ് മസാല ബോണ്ട് പുറപ്പെടുവിച്ചത്. ആയതിനാൽ ഉയർന്ന നിരക്കിലാണ് വിദേശ പണം സ്വീകരിച്ചത് എന്ന പരാമർശം വസ്തുതാപരമായി തെറ്റാണ്. കിഫ് ബോർഡും, ഫണ്ട് ട്രസ്റ്റി ആൻഡ് അഡ്വൈസറി കമ്മീഷനും മസാല ബോണ്ടിന്റെ നിരക്ക്, അന്നത്തെ വിപണി സാഹചര്യവും കിഫ്ബിയുടെ റേറ്റിംഗും കണക്കിലെടുക്കുമ്പോൾ എന്തുകൊണ്ടും മികച്ചതാണെന്ന് വിലയിരുത്തിയിരുന്നു.</p>
(ഡി)	കിഫ്ബിയുടെ ഇതുവരെയുള്ള വരവിന്റെയും ചെലവിന്റെയും വിശദാംശം നൽകാമോ?	(ഡി)	കിഫ്ബിയുടെ മാർച്ച് 2020 വരെയുള്ള വരവിന്റെയും ചെലവിന്റെയും ഓഡിറ്റഡ് സ്റ്റേറ്റ്മെന്റ് അനുബന്ധം 2 ആയി നൽകുന്നു.

സെക്ഷൻ ഓഫീസർ

Dr. K. M. Abraham

Kerala Infrastructure Investment Fund Board

Room No.420, I Floor, Government Secretariat, Thiruvananthapuram 695 001

Balance Sheet As On 31st March 2017

	SCHEDULE	31.03.2017	31.03.2016
<u>I.SOURCES OF FUNDS</u>			
Capital Fund	I	33,64,80,27,744.00	10,10,70,52,778.00
TOTAL		33,64,80,27,744.00	10,10,70,52,778.00
<u>II.APPLICATION OF FUNDS</u>			
Fixed Assets	II	9,10,521.48	7,94,643.48
<u>Current Assets, Loans and Advances</u>			
Cash & Bank Balances	III	33,01,45,16,290.33	9,41,23,66,146.27
Other Current Assets	IV	45,41,858.46	31,69,940.46
A		33,01,90,58,148.79	9,41,55,36,086.73
<u>Less: Current Liabilities and Provisions</u>			
Liabilities	V	85,37,568.40	91,03,945.50
Provisions		-	-
B		85,37,568.40	91,03,945.50
Net Current Assets (A-B)		33,01,05,20,580.39	9,40,64,32,141.23
Profit & Loss Account	VI	63,65,96,642.13	69,98,25,993.29
TOTAL		33,64,80,27,744.00	10,10,70,52,778.00

For KERALA INFRASTRUCTURE INVESTMENT FUND BOARD

Dr. K. M. Abraham
Dr.K.M.ABRAHAM (CFA, IAS)
FUND MANAGER

Notes Attached

As per our report of even date attached

For SRIDHAR & CO (FRN.003978S)

CHARTERED ACCOUNTANTS

R. Srinivasan
R. SRINIVASAN
PARTNER (M.No 200969)



Thiruvananthapuram
26-09-2017


Kerala Infrastructure Investment Fund Board

Room No.420, I Floor, Government Secretariat, Thiruvananthapuram 695 001

Profit & Loss Account for the year ended on 31st March 2017

Particulars	31.03.2017	31.03.2016
INCOME		
Interest Received	7,04,09,683.06	-
TOTAL	7,04,09,683.06	-
EXPENDITURE		
Auditors Remuneration		
For Statutory Audit	25,000.00	10,000.00
Tax Audit	10,000.00	-
Books and periodicals	5,790.00	20,295.00
Compensatory Remuneration	80,000.00	-
Consultancy Charges	11,33,485.00	4,40,000.00
Depreciation	2,97,914.00	3,27,109.00
Electricity Charges	2,07,660.90	1,33,608.90
Employers Contribution to EPF	46,430.00	-
Honararium	-	14,000.00
Legal charges	-	1,60,000.00
Meeting Expenses	6,77,712.00	-
Miscellaneous Expenses	7,000.00	-
Office Expenses	3,788.00	10,914.70
Printing and Stationery	43,676.00	84,366.50
Penalty Charges	-	3,800.00
Professional Fees	79,000.00	1,05,000.00
Rates & Taxes	1,27,508.00	21,138.00
Refreshment	14,317.00	2,272.80
Rent	16,14,692.00	12,10,546.10
Repairs and Maintanance	8,759.00	3,091.50
Salary and Allowances	12,16,676.00	-
Sweeping charges	1,61,900.00	32,200.00
Technical Support	4,92,687.00	-
Telephone Charges	68,427.00	18,225.00
Training Expenses	1,60,000.00	-
Travelling and Conveyance	1,90,310.00	1,42,834.00
Vehicle Hire Charges	3,65,400.00	-
Wages	1,42,200.00	-
TOTAL	71,80,331.90	27,39,401.50
Profit / -Loss before tax	6,32,29,351.16	(27,39,401.50)
Prior Period Adjustment Account	-	-
Less: Provision for taxation	-	-
Profit /-Loss transferred to balance sheet	6,32,29,351.16	(27,39,401.50)

For KERALA INFRASTRUCTURE INVESTMENT FUND BOARD


Dr.K.M.ABRAHAM (CFA, IAS)
FUND MANAGER

Notes Attached
 As per our report of even date attached
 For **SRIDHAR & CO (FRN.003978S)**
CHARTERED ACCOUNTANTS

Thiruvananthapuram
 26-09-2017


R.SRINIVASAN
PARTNER(M.No 200969)



Kerala Infrastructure Investment Fund Board
Schedules forming part of Balance Sheet as on 31.03.2017

31st March 2016

31st March 2017

Schedule I

Capital Fund

75,00,000.00	Fund from Contingency Fund of Government of Kerala
10,09,95,52,778.00	Grant from Govt. of Kerala
10,10,70,52,778.00	Total

75,00,000.00
33,64,05,27,744.00
33,64,80,27,744.00

Schedule III

Cash and Bank Balances

6,899.00	Cash in Hand
67,37,61,048.00	Balance in Treasury A/c. No. 177
1,985.00	Balance in Treasury A/c. No. 13557 (Escrow Account)
42,705.00	Balance in Treasury A/c. No. 14014 (Escrow Account)
708.00	Balance in Treasury A/c. No. 14015 (Escrow Account)
8,73,85,52,778.00	Balance in Treasury A/c. No. 479
-	Balance in SBT 8885
23.27	Current Account with HDFC Bank, TVM
-	FD Canara Bank 0108/1
-	FD Federal Bank 8855
-	FD IDBI 2256
-	FD SIB 0182
-	FD SIB 0183

6,937.00
66,53,98,323.00
1,985.00
42,705.00
708.00
24,98,42,27,844.00
81,62,58,330.00
23.27
1,00,78,47,260.08
2,50,75,80,136.98
1,01,00,95,890.00
1,01,15,28,074.00
1,01,15,28,074.00

9,41,23,66,146.27

Total

33,01,45,16,290.33

Schedule IV

Other Current Assets

2,000.00	Telephone Deposit
23,60,426.00	Income Tax Deposit
6,21,514.46	Income Tax refund due
1,86,000.00	Advance for Capital asset
-	Security Deposits
-	Tax Deducted at Source

2,000.00
23,60,426.00
6,21,514.46
1,86,000.00
5,00,000.00
8,71,918.00

31,69,940.46

Total

45,41,858.46

Schedule V

Current Liabilities & Provisions

Expenses Payable :

7,44,158.00	Unclaimed Interest (Bond)
52,29,041.00	Unclaimed Principal (Bond)
10,000.00	Audit fee payable
17,03,500.00	Surveillance Fee Payable
36,00,000.00	Salary and allowances payable
60,000.00	Consultancy charges payable
29,400.00	TDS payable
1,33,608.90	Vehicle rent payable
3,091.50	Electricity charges Payable
12,10,546.10	Waste Disposal Charges payable
-	Rent Payable
-	Employees Contribution to EPF

7,44,158.00
52,29,041.00
35,000.00
17,03,500.00
1,85,087.00
40,000.00
82,605.00
-
1,05,215.90
1,030.50
3,99,230.00
12,701.00

91,03,945.50

Total


85,37,568.40

Schedule VI

Profit & Loss Account

69,70,86,591.79	Balance as per last Balance Sheet
27,39,401.50	Add: Loss/(Profit) for the year
69,98,25,993.29	Total

69,98,25,993.29
(6,32,29,351.16)
63,65,96,642.13


Dr. K. M. ABRAHAM CFA, IAS
Chief Executive Officer
& Fund Manager
Kerala Infrastructure Investment Fund Board

Schedule II

Fixed Assets and Depreciation Statement For the period 01-04-2016 to 31-03-2017

PARTICULARS		GROSS BLOCK					DEPRECIATION					NET BLOCK	
SL. No.	ITEM	As on 01.04.2016	Additions:		Deletion during the year	Total As on 31.03.2017	Rate %	As on 01.04.2016	For the year	Deletion during the year	Up to 31.03.2017	WDV As On 31.03.2016	WDV As On 31.03.2017
			Before 01.10.2016	On/After 01.10.2016									
1	Air Cooler	5,430.00	-	-	-	5,430.00	25	5,374.27	14.00	-	5,388.27	55.73	41.73
2	Computer	6,56,020.00	-	-	-	6,56,020.00	60	4,72,020.00	1,10,400.00	-	5,82,420.00	1,84,000.00	73,600.00
3	Communication Equipments	28,944.00	3,48,615.00	-	-	3,77,559.00	25	28,417.91	87,285.00	-	1,15,702.91	526.09	2,61,856.09
4	Furniture & Fittings	6,57,851.00	-	-	-	6,57,851.00	15	53,372.34	90,672.00	-	1,44,044.34	6,04,478.66	5,13,806.66
5	Photostat Machine	46,909.00	-	65,177.00	-	1,12,086.00	25	41,326.00	9,543.00	-	50,869.00	5,583.00	61,217.00
	TOTAL	13,95,154.00	3,48,615.00	65,177.00	-	18,08,946.00		6,00,510.52	2,97,914.00	-	8,98,424.52	7,94,643.48	9,10,521.48



Dr. K. M. ABRAHAM CFA, IAS
Chief Executive Officer
& Fund Manager
Kerala Infrastructure Investment Fund Board

NOTES ON ACCOUNTS FOR THE YEAR 2016-17

1. SIGNIFICANT ACCOUNTING POLICIES:


A. Basis of preparation of Financial Statements

- a) The Financial Statements have been prepared under the historical cost convention, in accordance with the generally accepted accounting principles.
- b) The Board follows mercantile system of accounting and recognises significant items of income and expenditure on accrual basis except pension contribution and gratuity.

B. Fixed Assets and Depreciation:

- a) Fixed Assets: Fixed Assets are recorded at cost of acquisition or construction. Cost comprises of purchase price, duties, levies, and any direct attributable cost of bringing the asset to its working condition for the intended use.
 - b) Depreciation: Depreciation has been provided on Written down Value Method at the rates prescribed in appendix to the income tax rules.
 - c) Expenses: On the basis of information made available, all material known liabilities are accounted for in the accounts.
2. An amount of Rs.2536.07 crores has been provided in Budget 2016-17 under the Head of Account "Major Infrastructural Development Projects" for seventeen major projects of the State. After the allocation of Rs. 911.50 Crores during this financial year, balance amount of Rs 1624.57 crores has been transferred to KIIFB as per G.O.(Ms) No. 18/2017/Plg dt 30-03-2017. Since the amount received is in the nature of Government Grant, it is accounted as "Grant from Government of Kerala" and shown under "Capital Fund".
3. Government has provided further fund in Budget 2016-17 to meet additional expenditure to the tune of Rs.476.24 crores as per G.O.(Rt)No.9899/2016/Fin dt 22-12-2016 and Rs.253.29 crores as per G.O.(Rt)No.1132/2017/Fin dt 11-02-2017 under the Heads of Account "Capital Outlay On Other General Economic Services" and " Other Expenditure" Since the amount received is in the nature of Government Grant, it is accounted as "Grant from Government of Kerala" and shown under "Capital Fund".
4. Contingent Liabilities - NIL

For Kerala Infrastructure Investment Fund Board




Dr.K.M.ABRAHAM (CFA, IAS))
FUND MANAGER

Thiruvananthapuram,
26-09-2017

As per our Report of even date attached.

For SRIDHAR & CO
CHARTERED ACCOUNTANTS (FRN.003978S)



R. SRINIVASAN
PARTNER (M.No 200969)



Kerala Infrastructure Investment Fund Board
2nd Floor, Felicity Square, MG Road, Statue, Trivandrum 695 001
Balance Sheet As On 31st March 2018

	SCHEDULE	31.03.2018	31.03.2017
<u>I.SOURCES OF FUNDS</u>			
Capital Fund	I	75,00,000.00	75,00,000.00
Loan Funds	II	1,00,80,00,000.00	-
Grants from GOK	III	39,87,63,50,447.00	33,64,05,27,744.00
TOTAL		40,89,18,50,447.00	33,64,80,27,744.00
<u>II.APPLICATION OF FUNDS</u>			
Fixed Assets	IV	51,98,022.48	9,10,521.48
Non Current Assets	V	23,60,90,022.00	-
<u>Current Assets, Loans and Advances</u>			
Cash & Bank Balances	VI	40,46,28,65,691.29	33,01,45,16,290.33
Other Current Assets	VII	2,40,27,145.46	45,41,858.46
A		40,48,68,92,836.75	33,01,90,58,148.79
<u>Less Current Liabilities and Provisions</u>			
Liabilities	VIII	3,45,76,040.00	85,37,568.40
Provisions		13,49,38,249.78	-
B		16,95,14,289.78	85,37,568.40
Net Current Assets (A-B)		40,31,73,78,546.97	33,01,05,20,580.39
Profit & Loss Account	IX	33,31,83,855.55	63,65,96,642.13
TOTAL		40,89,18,50,447.00	33,64,80,27,744.00


For KERALA INFRASTRUCTURE INVESTMENT FUND BOARD



Dr.K.M.ABRAHAM (CFA, IAS)
FUND MANAGER



Thiruvananthapuram
01.06.2018

Schedules and Notes Attached
As per our report of even date attached
For SRIDHAR & CO(FRN.003978S)
CHARTERED ACCOUNTANTS


R. SRINIVASAN
PARTNER(M.No 200969)




Kerala Infrastructure Investment Fund Board

2nd Floor, Felicity Square, MG Road, Statue, Trivandrum 695 001

Profit & Loss Account for the year ended on 31st March 2018

Particulars	SCHEDULE	31.03.2018	31.03.2017
INCOME			
Interest Received		63,17,99,836.78	7,04,09,683.06
Other Income		17,04,046.00	-
TOTAL		63,35,03,882.78	7,04,09,683.06
EXPENDITURE			
Auditors Remuneration			
For Statutory Audit		25,000.00	25,000.00
Tax Audit		10,000.00	10,000.00
Depreciation	IV	28,42,531.00	2,97,914.00
Finance and Bank Charges	X	5,51,29,817.60	-
Personnel Expenses	XI	1,63,08,575.00	18,51,833.00
Professional and Consultancy Charges	XII	5,61,33,922.00	18,32,680.00
Promotional Expenses	XIII	1,78,44,211.00	6,77,712.00
Repairs and Maintenance	XIV	33,20,306.00	8,759.00
Utility Charges	XV	80,07,334.60	22,56,179.90
Other Administrative Expenses	XVI	23,26,351.00	2,20,254.00
TOTAL		16,19,48,048.20	71,80,331.90
Profit / -Loss before tax		47,15,55,834.58	6,32,29,351.16
Prior Period Adjustment Account		-	-
Less: Provision for taxation		16,81,43,048.00	-
Profit /-Loss transferred to balance sheet		30,34,12,786.58	6,32,29,351.16

For KERALA INFRASTRUCTURE INVESTMENT FUND BOARD




Dr.K.M.ABRAHAM (CFA,IAS)
FUND MANAGER



Thiruvananthapuram
01.06.2018

Schedules and Notes Attached
As per our report of even date attached
For **SRIDHAR & CO(FRN.003978S)**
CHARTERED ACCOUNTANTS



R.SRINIVASAN
PARTNER(M.No 200969)



Kerala Infrastructure Investment Fund Board

2nd Floor, Felicity Square, MG Road, Statue, Trivandrum 695 001

Schedules as on 31.03.2018

31st March 2017

31st March 2018

Schedule I

Capital Fund

75,00,000.00	Fund from Contingency Fund of Government of Kerala	75,00,000.00
75,00,000.00	Total (A)	75,00,000.00

Schedule II

Loan Funds

-	Secured Loans	
-	NIDA Loan from NABARD secured by Govt. Guarantee	1,00,80,00,000.00
-	Total	1,00,80,00,000.00

Schedule III

Grant from Govt. of Kerala:

10,09,95,52,778.00	Opening balance	33,64,05,27,744.00
23,54,09,74,966.00	Add : Grant received during the year	10,42,64,00,000.00
33,64,05,27,744.00	Total (A)	44,06,69,27,744.00

Less: Grants Utilised

-	GED002-00 - Hi Tech Classrooms	47,47,36,732.00
-	HF001-00 - Cath Labs, Basic Infrastructure etc.	35,55,760.00
-	IND006-00 - Life Sciences Park Phase II	3,01,17,04,061.00
-	ITD001-00 - IT Parks	10,49,31,114.00
-	PWD005-00 - 14 ROBs	50,01,008.00
-	PWD010-00 - Construction of 4 ROB	14,38,875.00
-	WRD002-00 - WSS in 10 Municipalities	22,84,81,237.00
-	WRD003-00 - Distribution systems in nine projects	27,56,61,243.00
-	WRD010-00 - New Projects for Irrigation and Drinking water	8,50,67,267.00

33,64,05,27,744.00	Total(B)	4,19,05,77,297.00
	Total (A)-(B)	39,87,63,50,447.00

Schedule V

Non Current Assets

Project Spending

-	NABARD Projects, PWD 004-02	23,60,90,022.00
-	Total	23,60,90,022.00

Schedule VI

Cash and Bank Balances

6,937.00	Cash in Hand	-
25,64,96,71,565.00	Balance with Treasury	25,57,56,38,401.00
	Balance with Banks	
6,54,85,79,435.06	in Term Deposits	8,41,03,13,574.52
81,62,58,353.27	in Other Deposits	6,47,69,13,715.77
33,01,45,16,290.33	Total	40,46,28,65,691.29

Schedule VII

Other Current Assets

2,000.00	Telephone Deposit	2,000.00
5,00,000.00	Security Deposits	5,00,000.00
-	Rent Deposit	5,00,000.00
23,60,426.00	Income Tax Deposit	23,60,426.00
1,86,000.00	Advance for Capital asset	-
-	Other Advances	50,000.00
14,93,432.46	Income Tax refund due	14,93,432.46
-	Receivables	1,77,53,105.00
-	Prepaid Expenses	13,68,182.00
45,41,858.46	Total	2,40,27,145.46

Schedule VIII

Current Liabilities & Provisions

7,44,158.00	Unclaimed Interest (Bond)	7,44,158.00
52,29,041.00	Unclaimed Principal (Bond)	13,76,212.00
35,000.00	Audit fee payable	31,500.00
17,03,500.00	Surveillance Fee Payable	-
-	Guarantee Commission Payable	2,86,75,685.00
1,85,087.00	Salaries and allowances payable	14,37,369.00
40,000.00	Consultancy charges payable	-
1,05,215.90	Electricity charges Payable	1,80,743.00
1,030.50	Waste Disposal Charges payable	8,280.00

[Handwritten Signature]

Dr. K. M. ABRAHAM CFA,
Chief Executive Officer
& Fund Manager

Kerala Infrastructure Investment Fund Board

Schedule IV

Fixed Assets and Depreciation Statement For the period 01.04.2017 to 31.03.2018

PARTICULARS		GROSS BLOCK					DEPRECIATION				NET BLOCK		
S.L. No.	ITEM	As on 01.04.2017	Before 01.10.2017	Additions	Deletion during the year	Total As on 31.03.2018	Rate %	As on 01.04.2017	For the year	Deletion during the year	Up to 31.03.2018	WDV As On 31.03.2017	WDV As On 31.03.2018
1	Air Cooler	5,430.00	-	-	-	5,430.00	25	5,388.27	10.00	-	5,388.27	41.73	31.73
2	Computer	6,56,020.00	17,75,490.00	-	-	45,36,512.00	60	5,82,420.00	17,40,955.00	-	23,23,375.00	73,600.00	22,13,137.00
3	Communication Equipments	3,77,559.00	-	-	-	3,77,559.00	25	1,15,702.91	65,464.00	-	1,81,166.91	2,61,856.09	1,96,392.09
4	Furniture & Fittings	6,57,851.00	14,446.00	-	-	6,72,297.00	15	1,44,044.34	79,238.00	-	2,23,282.34	5,13,806.66	4,49,014.66
5	Photostat Machine	1,12,086.00	60,323.00	-	-	1,72,409.00	25	50,869.00	30,385.00	-	81,254.00	61,217.00	91,155.00
6	Printer	-	33,000.00	-	-	33,000.00	25	-	8,250.00	-	8,250.00	-	24,750.00
7	Software	-	14,49,374.00	-	-	31,41,771.00	40	-	9,18,229.00	-	9,18,229.00	-	22,23,542.00
TOTAL		18,08,946.00	33,32,633.00	-	-	89,38,978.00	-	8,98,424.52	28,42,531.00	-	37,40,955.52	9,10,521.48	51,98,022.48

Dr. K. M. ABRAHAM CFA,
Chief Executive Officer
& Fund Manager
Kerala Infrastructure Investment Fund Board

3,99,230.00	Rent Payable	16,05,246.00
-	Performance Security Deposit	54,000.00
-	Retention Money	2,58,661.00
95,306.00	Other payables	2,04,186.00
85,37,568.40	Total	3,45,76,040.00

Schedule IX

Profit & Loss Account

69,98,25,993.29	Balance as per last Balance Sheet	63,65,96,642.13
(6,32,29,351.16)	Add: Loss/(Profit) for the year	(30,34,12,786.58)
63,65,96,642.13	Total	33,31,83,855.55

Schedule X

Finance and Bank Charges

-	Bank Charges	346.60
-	Guarantee Commission	2,86,75,685.00
-	Interest on Loan	2,64,53,786.00
-	Total	5,51,29,817.60

Schedule XI

Personnel Expenses

12,16,676.00	Salary and Allowances	1,32,41,777.00
1,90,310.00	Travelling Expense	19,13,844.00
80,000.00	Compensatory Remuneration	1,20,000.00
46,430.00	Employers Contribution to EPF	1,54,029.00
-	Employers Contribution to NPS	97,697.00
-	Festival Allowances	40,920.00
14,317.00	Staff Welfare Expenses	69,068.00
3,04,100.00	Wages	6,71,240.00
18,51,833.00	Total	1,63,08,575.00

Schedule XII

Professional and Consultancy Charges

12,57,393.00	Consultancy Charges	4,87,10,325.00
82,600.00	Professional Fee	7,76,980.00
4,92,687.00	Technical Support	66,46,617.00
18,32,680.00	Total	5,61,33,922.00

Schedule XIII

Promotional Expenses

-	Advertisement & Promotion Expenses	1,55,89,338.00
6,77,712.00	Meeting and Conference Expense	22,54,873.00
6,77,712.00	Total	1,78,44,211.00

Schedule XIV

Repairs and Maintenance

8,759.00	Repairs and Maintenance	32,76,704.00
-	Service Charges	43,602.00
8,759.00	Total	33,20,306.00

Schedule XV

Utility Charges

-	Common Area Charges	5,96,596.00
2,07,660.90	Electricity Charges	2,62,552.10
-	Internet Charges	2,65,161.00
16,14,692.00	Rent and Utility Charges	54,79,712.00
68,427.00	Telephone Charges	1,43,608.00
3,65,400.00	Vehicle Hire Charges	12,43,943.00
-	Waste Disposal Charges	13,459.50
-	Water Charges	2,303.00
22,56,179.90	Total	80,07,334.60

Schedule XVI

Other Administrative Expenses

5,790.00	Newspaper and Periodicals	4,070.00
3,788.00	Office Expense	35,144.00
-	Postage Charges	4,253.00
43,676.00	Printing and Stationery	2,22,249.00
7,000.00	Miscellaneous Expense	-
-	Round Off	20.00
-	Software Subscription Charges	20,60,615.00
1,60,000.00	Training Expenses	-
2,20,254.00	Total	23,26,351.00

Dr. K. M. ABRAHAM CFA,
Chief Executive Officer
& Fund Manager
Kerala Infrastructure Investment Fund Board

Kerala Infrastructure Investment Fund Board

2nd Floor, Felicity Square, MG Road, Statue, Trivandrum 695 001

Balance Sheet As On 31st March 2019


SL NO	Particulars	Note No.	31 March 2019	31 March 2018
I.	EQUITY AND LIABILITIES			
1	Shareholders' funds			
	(a) Share capital	3	75,00,000.00	75,00,000.00
	(b) Reserves and surplus	4	4,21,94,213.59	(33,31,83,855.55)
2	Share application money pending allotment			
3	Non-current liabilities			
	(a) Long-term borrowings	5	31,07,44,48,497.07	1,00,80,00,000.00
	(b) Deferred tax liabilities (Net)			
	(c) Other Long term liabilities	6	45,96,05,41,948.23	39,87,63,50,447.00
	(d) Long-term provisions			
4	Current liabilities			
	(a) Short-term borrowings			
	(b) Trade payables			
	(c) Other current liabilities	7	38,60,13,804.15	3,45,76,040.00
	(d) Short-term provisions	8	-	13,49,38,249.78
			77,47,06,98,463.04	40,72,81,80,881.23
II.	ASSETS			
1	Non-current assets			
	(a) Property, plant and equipments			
	(i) Tangible assets		2,42,96,759.97	29,74,480.48
	(ii) Intangible assets	9	6,84,02,249.90	22,23,542.00
	(iii) Capital work-in-progress			
	(iv) Intangible assets under development			
	(b) Non-current investments	10	1,00,00,000.00	-
	(c) Deferred tax assets (net)	11	4,66,40,941.17	-
	(d) Long-term loans and advances			
	(e) Other non-current assets	12	1,00,35,23,954.00	23,60,90,022.00
2	Current assets			
	(a) Current investments	13	3,00,00,00,000.00	-
	(b) Inventories			
	(c) Trade receivables			
	(d) Cash and cash equivalents	14	72,14,84,50,337.91	40,34,68,35,940.60
	(e) Short-term loans and advances			
	(f) Other current assets	15	1,16,93,84,220.10	14,00,56,896.15
			77,47,06,98,463.04	40,72,81,80,881.23

Notes forming part of financial statements

1-20

For KERALA INFRASTRUCTURE INVESTMENT FUND BOARD

Dr.K.M.ABRAHAM(CFA)
FUND MANAGER





Thiruvananthapuram
19.08.2019

Notes Attached

As per our report of even date attached
For SRIDHAR & CO (FRN.003978S)
CHARTERED ACCOUNTANTS



I.JAYASINDHU
PARTNER(M.No 205660)
UDIN:19205660AAAABC8507



Kerala Infrastructure Investment Fund Board
2nd Floor, Felicity Square, MG Road, Statue, Trivandrum 695 001
Profit & Loss Account for the period 31st March 2019

Particulars	Note No.	31 March 2019	31 March 2018
I. Revenue from operations		-	-
II. Other income	16	1,24,25,16,709.01	63,35,03,882.78
III. Total Revenue (I + II)		1,24,25,16,709.01	63,35,03,882.78
IV. Expenses:			
Employee benefits expense	17	3,42,15,496.00	1,63,08,575.00
Finance costs	18	40,74,17,701.88	5,51,29,817.60
Depreciation and amortization expense	9	1,47,19,204.00	28,42,531.00
Other expenses	19	21,55,82,965.93	8,76,67,124.60
Total expenses		67,19,35,367.81	16,19,48,048.20
V Profit before tax (III- IV)		57,05,81,341.20	47,15,55,834.58
Prior Period Adjustment Account	20	2,11,15,685.00	-
VI Tax expense:			
(1) Current tax		25,07,18,848.00	16,81,43,048.00
(2) Deferred tax(Expense)/Income	11	(3,77,95,356.03)	-
VII Profit (Loss) for the Year (V -VI)		37,87,73,534.22	30,34,12,786.58

Notes forming part of financial statements

1-20

For KERALA INFRASTRUCTURE INVESTMENT FUND BOARD

Dr.K.M.ABRAHAM(CFA)
FUND MANAGER



Thiruvananthapuram
19.08.2019

Notes Attached

As per our report of even date attached
For SRIDHAR & CO (FRN.003978S)
CHARTERED ACCOUNTANTS

I.JAYASINDHU
PARTNER(M.No 205660)
UDIN:19205660AAAAABC8507



Kerala Infrastructure Investment Fund Board
2nd Floor, Felicity Square, MG Road, Statue, Trivandrum 695 001
Cash Flow Statement

Particulars	For the year ended 31-03-2019	For the year ended 31-03-2018
A. Cash flow from operating activities		
Profit before income tax	57,05,81,341.20	47,15,55,834.58
Adjustments for:		
Depreciation expense	1,47,19,204.00	28,42,531.00
Interest Income	(1,24,25,12,879.28)	(63,17,99,836.78)
Prior Period Adjustment	2,11,15,685.00	-
Operating profit / (loss) before working capital changes	(63,60,96,649.08)	(15,74,01,471.20)
Changes in working capital:		
Adjustments for (increase) / Decrease in operating assets:		
Current investments	(3,00,00,00,000.00)	-
Other Current Assets	(1,02,93,27,323.95)	(13,55,15,037.69)
Adjustments for increase / (Decrease) in operating liabilities:		
Other Current Liabilities	35,14,37,764.15	2,60,38,471.60
Short-term provisions	(13,49,38,249.78)	13,49,38,249.78
Net Changes in working capital:	(4,44,89,24,458.66)	(13,19,39,787.51)
Cash flow from exceptional items	-	-
Cash generated from operations	(4,44,89,24,458.66)	(13,19,39,787.51)
Net income tax (paid) / refunds	(26,29,59,898.22)	(16,81,43,048.00)
Net cash from/ (used in) operating activities (A)	(4,71,18,84,356.88)	(30,00,82,835.51)
B. Cash flow from investing activities		
Purchase of PPE (including changes in CWIP)	(10,22,20,191.39)	(71,30,032.00)
(Purchase)/ disposal proceeds of Investments	(1,00,00,000.00)	-
Interest income	1,24,25,12,879.28	63,17,99,836.78
Net cash from/ (used in) investing activities (B)	1,13,02,92,687.89	62,46,69,804.78
C. Cash flow from financing activities		
Loans from :-		
(i) Financial Institution	8,50,87,68,497.00	1,00,80,00,000.00
(ii) Bonds	21,55,76,80,000.07	-
Grant received from GOK	16,00,68,00,000.00	10,42,64,00,000.00
Grant Utilised for Projects	(9,92,26,08,498.77)	(4,19,05,77,297.00)
Nabard Projects	(76,74,33,932.00)	(23,60,90,022.00)
Net cash from/ (used in) financing activities (C)	35,38,32,06,066.30	7,00,77,32,681.00
Net increase (decrease) in cash and cash equivalents (A+B+C)	31,80,16,14,397.31	7,33,23,19,650.27
Cash and cash equivalents at the beginning of	40,34,68,35,940.60	33,01,45,16,290.33
Cash and cash equivalents at end of the year	72,14,84,50,337.91	40,34,68,35,940.60

Notes:

- The above cash flow statement has been prepared under indirect method prescribed in AS 3 "Cash Flow Statements".
- Components of cash and cash equivalents

Balances with banks		
Balance with Treasury	25,40,04,78,027.00	25,57,56,38,401.00
Term Deposits	19,16,91,87,796.27	8,29,42,83,823.83
Other Deposits	27,57,87,84,514.64	6,47,69,13,715.77
	72,14,84,50,337.91	40,34,68,35,940.60

The accompanying notes form an integral part of the financial statements

For KERALA INFRASTRUCTURE INVESTMENT FUND BOARD

Dr.K.M.ABRAHAM(CFA)
FUND MANAGER

Thiruvananthapuram
19.08.2019




Notes Attached

As per our report of even date attached
For SRIDHAR & CO (FRN.003978S)
CHARTERED ACCOUNTANTS

[Signature]

I.JAYASINDHU
PARTNER(M.No 205660)
UDIN:19205660AAAABC8507



Kerala Infrastructure Investment Fund Board
2nd Floor, Felicity Square, MG Road, Statue, Trivandrum 695 001
NOTES TO FINANCIAL STATEMENTS AS AT 31ST MARCH, 2019

NOTE-1
GENERAL INFORMATION

Kerala Infrastructure Investment Fund Board (KIIFB) came into existence on 11.11.1999 under the Kerala Infrastructure Investment Fund Act 1999 (Act 4 of 2000) to manage the Kerala Infrastructure Investment Fund. The main intention of the Fund was to provide investment for critical and large infrastructure projects in the State of Kerala. Comprehensive modification of the Act and Scheme has been made through an amendment Ordinance in August 2016. With new strategy and structure, KIIFB aims to dynamically mobilise funds for the infrastructure development of Kerala. This also includes major land acquisition needs of the State. KIIFB have recourse to the advanced financial instruments approved by SEBI and RBI and is expecting an upspring of sustainable infrastructure development of the State.

NOTE-2
SIGNIFICANT ACCOUNTING POLICIES

A. BASIS OF PREPARATION OF FINANCIAL STATEMENTS

- a. The Financial Statements have been prepared under the historical cost convention, in accordance with the generally accepted accounting principles and Accounting Standard issued by Institute of Chartered Accountants of India.
- b. The Board follows Mercantile System of Accounting and recognizes significant items of income and expenditure on accrual basis.
- c. The Board is established under an Act of Government of Kerala and is not undertaking any commercial or business activity
- d. Previous Year figures are regrouped or classified in accordance with the current year classification.

B. USE OF ESTIMATES

The preparation of financial statements in conformity with Indian GAAP requires judgements, estimates and assumptions to be made that affect the reported amount of assets and liabilities, disclosure of contingent liabilities on the date of the financial statements and the reported amount of revenues and expenses during the reporting period.

C. PROPERTY, PLANT AND EQUIPMENT

Fixed Assets : The Gross carrying amount of fixed assets have been accounted on cost model, Plant, Property & Equipments and cost comprises of purchase price, duties, levies and any direct attributable costs of bringing the assets to its working condition for the intended use.

Depreciation: Depreciation has been provided on Written down Value Method at the rates prescribed in appendix to the Income Tax Rules.

D. PRIOR PERIOD ADJUSTMENTS

As per AS 5 "Net profit or Loss for the period, Prior Period Items and Changes in Accounting Policies",

(i) Prior period adjustments are those adjustments which are arising from correction of errors or omissions and as such are shown separately in the Notes annexed to and forming part of Accounts.

(ii) Extra-ordinary items are those material adjustments necessitated by circumstances which though related to prior periods are determined in the current period and as such are shown separately in the Notes annexed to and forming part of Accounts.

E. REVENUE RECOGNITION

As per AS 9 "Revenue Recognition", Revenue is recognised only when it can be reliably measured and it is reasonable to expect ultimate collection.

Interest income is recognised on a time proportion basis taking into account the amount outstanding and the interest rate applicable.

F. GOVERNMENT GRANTS

- (a) The Government Grants received in the nature of promoters contribution from Government of Kerala (GOK) is treated as Capital Fund and disclosed accordingly in the Financial Statements.
- (b) Grants received for the purpose of meeting the objectives of the Board are shown under GOK Grants and the utilizations are reduced from such Grants and the net balance shown in the financial statement
- (c) Amounts utilized from Loan funds for the purpose of meeting the objectives of the Board are shown as project spending under Non-Current Assets and are treated as utilization against the GOK Grants in proportion to the repayments of these loan funds at the time of repayment.

G. INVESTMENTS

As per AS 13 "Accounting for Investments", Current Investments are carried at the lower of cost or quoted / fair value, computed category-wise. Long-term investments are stated at cost. Provision for diminution in the value of long-term investments is made only if such decline is other than temporary. Investments that are readily realisable and intended to be held for not more than 12 months from the date of acquisition are classified as current investment. All other investments are classified as non-current investments.

H. BORROWING COST

As per AS 16 "Borrowing Costs", Borrowing costs that are attributable to the acquisition or construction of qualifying assets are capitalised as part of the cost of such assets. A qualifying asset is one that takes necessarily substantial period of time to get ready for intended use. All other borrowing costs are charged to the Statement of Profit and Loss.

I. INCOME TAXES

As per AS 22 "Accounting for Taxes on Income", Tax expense comprises of current tax and deferred tax. Current tax is measured at the amount expected to be paid to the tax authorities, using the applicable tax rates. Deferred income tax reflect the current period timing differences between taxable income and accounting income for the period and reversal of timing differences of earlier years/period. Deferred tax assets are recognised only to the extent that there is a reasonable certainty that sufficient future income will be available except that deferred tax assets, in case there are unabsorbed depreciation or losses, are recognised if there is virtual certainty that sufficient future taxable income will be available to realise the same.

Deferred tax assets and liabilities are measured using the tax rates and tax law that have been enacted or substantively enacted by the Balance Sheet date.

J. PROVISION, CONTINGENT LIABILITIES AND CONTINGENT ASSETS

As per AS 29 "Provisions, Contingent Liabilities and Contingent Assets", Provisions involving substantial degree of estimation in measurement are recognised when there is a present obligation as a result of past events and it is probable that there will be an outflow of resources. Contingent Liabilities are not recognised but are disclosed in notes. Contingent Assets are neither recognised nor disclosed in the financial statements

Contingent Liabilities of KIIFB is Nil.

K. EMPLOYEE BENEFITS

Provision of AS 15 "Employee Benefits", has been considered while Preparation of Financial Statements

L. Cash Flow Statements

Cash Flow Statements are prepared in accordance with AS 3 "Cash Flow Statements" issued by ICAI.

NOTE - 3

Share Capital

Fund from Contintgency Fund of Government of Kerala

	As at 31.03.2019	As at 31.03.2018
	75,00,000.00	75,00,000.00
	<u>75,00,000.00</u>	<u>75,00,000.00</u>

Note- 4

Reserves and Surplus	As at 31.03.2019	As at 31.03.2018
Profit and Loss		
Opening Balance Profit/(Loss)	(33,31,83,855.55)	(63,65,96,642.13)
Add Profit for the year	37,87,73,534.22	30,34,12,786.58
Less Additional Income Tax for the year 2017-18	(1,22,41,050.22)	
Add Deferred Tax Asset/(Liability) till 31.03.2018 (Note No 11)	88,45,585.14	
Closing Balance	4,21,94,213.59	(33,31,83,855.55)
TOTAL	4,21,94,213.59	(33,31,83,855.55)

Note- 5

Long Term Borrowings	As at 31.03.2019	As at 31.03.2018
Secured Loan		
(a) KSFE Security Bond 8% (Note -5A)	5,76,80,000.00	-
(b) Masala Bond @ 9.723% (Note-5B)	21,50,00,00,000.07	-
(c) Loan From Banks and Financial Institution (Note-5C)		
(i) Loan From NABARD	2,00,80,00,000.00	1,00,80,00,000.00
(ii) Loan From SBI	3,00,00,00,000.00	-
(iii) Loan From Union Bank	2,50,00,00,000.00	-
(iv) Loan From Indian Bank	2,00,87,68,497.00	-
	31,07,44,48,497.07	1,00,80,00,000.00

Note- 5A**KSFE Security Bond 8%**

During the Financial Year 2018-19, KIIFB had issued only Security Bonds of 5 year tenure to KSFE Ltd. These bonds carry the interest rate of that for FDs (of similar tenure) at Government Treasury prevailed during the time of issue of the Bonds. Exclusive Government orders are also been issued in this regard. These bonds are also backed by the Guarantee of the State to the extent of Bond Outstanding.

However, the 6 Bond certificates issued in December 2018 to KSFE Ltd were at a coupon rate of 7.5% p.a instead of 8% p.a, under the presumption that the FD rates have changed after issue GO(P) No.193/2018/Fin dated 12-12-2018. Later it was realised that the change in rate was in effect only from 1st January 2019 and hence KSFE is eligible for a coupon rate of 8% p.a for those 6 Bond certificates. This was considered while calculating interest for the half-year ended on 31.12.2018 and they were paid at coupon rate of 8% p.a instead of the certificate rate of 7.5% p.a. It was also proposed to issue interest only bonds (of 0.50% p.a) to merge the difference in coupon rate. KIIFB is in the process of designing such bonds to KSFE and will issue them soon.

Note- 5B**Masala Bond @ 9.723%**

KIIFB had raised an amount of Rs. 2150 crore through overseas Rupee denominated Bond offering (Masala Bond). These 5 year tenure bonds were issued at a coupon rate of 9.723% p.a .The interest has to be serviced on semi-annual basis and the principle amount at the end of the Bond period. Like any other borrowing by KIIFB, this bond offering is also backed by sovereign guarantee for the repayment of its interest and principal amount by Government of Kerala.

Note- 5C**Loan From Banks and Financial Institution**

- KIIFB has availed Loan from various Public Sector Bank and Financial Institution are backed by Government Guarantee. This has been mandated by the KIIF Act, 1999 and subsequent amendment Act of 2016 that was unanimously passed by the Legislature. Also, explicit Government Orders regarding these Guarantees have also been issued. Apart from these guarantees ensured by the Act and the Government Orders, there is no separate Security provided for any of these term loans.
- The details of the term loans and the terms of repayment are as follows:

Sl No	Bank	Sanction Date	Amount Sanctioned (in INR Cr)	Interest Rate (%)	Tenure	Repayment Terms
1	State Bank of India	15-12-2018	1000	9.15	10 Years with 2 years moratorium	In 32 equal quarterly instalments of Term Loan availed within 18 months of first disbursement and commencing after a moratorium of 24 months from the date of first disbursement.
2	Indian Bank	19-12-2019	500	9.15	12 Years with 2 years moratorium	Repayable in 120 monthly instalments of Rs.4.20 Crore each besides interest charged on monthly rests after an initial holiday period of 2 years. Interest to be serviced as and when debited including during holiday period. Total door to door tenure is 12 years.
3	Union Bank of India	29-12-2018	500	8.95	10 Years with 2 years moratorium	The secured Term loan to be repaid in 96 equal instalments after initial moratorium of 2 years. In the initial moratorium interest has to be serviced every month.
4	NABARD	24-03-2017	565	9.30	12 Years including 2 Years moratorium	12 Years including 2 Years moratorium. Principal to be repaid in 40 quarters.

Note -6

Other Long term liabilities

Grant from Govt. of Kerala:

Opening balance

Add : Grant received during the period

As at 31.03.2019

As at 31.03.2018

44,06,69,27,744.00	33,64,05,27,744.00
16,00,68,00,000.00	10,42,64,00,000.00
60,07,37,27,744.00	44,06,69,27,744.00

Less: Grants Utilised

14,11,31,85,795.77	4,19,05,77,297.00
45,96,05,41,948.23	39,87,63,50,447.00

Note -7

Other Current Liabilities

Expenses Payable

Retention Payable

Other payables

Interest on Masala Bond Payable

Interest on KSFE Bond Payable

As at 31.03.2019

As at 31.03.2018

32,05,92,157.10	3,40,59,193.00
4,77,305.00	3,12,661.00
4,69,72,623.32	2,04,186.00
1,71,81,739.73	-
7,89,979.00	-
38,60,13,804.15	3,45,76,040.00

Note -8

Short Term Provisions

Income tax payable

As at 31.03.2019

As at 31.03.2018

-	13,49,38,249.78
	13,49,38,249.78

Note 9

PARTICULARS		GROSS BLOCK				DEPRECIATION				NET BLOCK			
S.No.	ITEM	As on 01.04.2018	Additions		Deletion during the period	Total As on 31.03.2019	Rate %	As on 01.04.2018	For the Period	Deletion during the period	Up to 31.03.2019	WDV As On 31.03.2018	WDV As On 31.03.2019
			Before 01.10.2018	On/After 01.10.2018									
A	Tangible Asset												
1	Air Cooler	5,430.00	-	-	-	5,430.00	10	5,398.27	3.00	-	5,401.27	31.73	28.73
2	Computer	45,36,512.00	31,07,779.96	22,49,452.00	-	98,93,743.96	40	23,23,375.00	25,78,257.00	-	49,01,632.00	22,13,137.00	49,92,111.96
3	Communication Equipments	3,77,668.00	-	-	-	3,77,558.00	40	1,81,166.91	78,557.00	-	2,59,723.91	1,96,392.09	1,17,835.09
4	Furniture & Fittings	6,72,297.00	18,92,416.75	2,51,505.00	-	29,05,218.75	10	2,23,282.34	2,45,718.00	-	4,69,004.34	4,49,014.66	23,37,218.41
5	Protostat Machine	1,72,409.00	-	-	-	1,72,409.00	40	81,254.00	36,462.00	-	1,17,716.00	91,155.00	54,693.00
6	Printer	33,000.00	1,38,254.00	-	-	2,36,354.00	40	8,250.00	90,222.00	-	98,472.00	24,750.00	1,97,882.00
7	Plant & Machinery	-	-	1,25,100.00	-	80,06,059.00	15	-	6,00,454.00	-	6,00,454.00	74,05,605.00	74,05,605.00
8	Electrical Equipments	-	4,81,096.00	-	-	4,81,096.00	10	-	4,57,793.00	-	4,57,793.00	4,32,986.00	4,32,986.00
9	Vehicle	-	-	61,03,900.00	-	61,03,900.00	15	-	3,00,293.00	-	3,00,293.00	31,12,292.78	31,12,292.78
10	Interior Decoration	57,87,207.00	25,93,278.90	8,19,306.88	-	34,12,585.78	10	-	44,35,869.00	-	72,58,595.52	29,74,480.48	2,42,96,758.97
			82,02,825.61	1,75,55,322.88	-	3,15,55,355.49		28,22,726.52					
B	Intangible Asset												
1	Software for KSFE Pravasi Chk	-	-	7,51,04,492.90	-	7,51,04,492.90	25	-	93,88,062.00	-	93,88,062.00	-	6,57,16,430.90
2	Other Software	31,41,771.00	13,57,550.00	-	-	44,99,321.00	25	9,18,228.00	8,95,273.00	-	18,13,502.00	22,23,542.00	26,85,819.00
		31,41,771.00	13,57,550.00	7,51,04,492.90	-	7,96,03,813.90		9,18,228.00	1,02,83,335.00	-	1,12,01,564.00	22,23,542.00	6,84,02,248.90
	TOTAL	89,38,978.00	95,60,375.61	9,26,59,815.78	-	1,11,15,91,69.39		37,40,955.52	1,47,19,204.00	-	1,84,60,159.52	51,98,022.48	9,26,99,009.87

Note -10**Non-current investments**

Investment in Kerala Infrastructure Fund Management Limited

As at 31.03.2019

1,00,00,000.00

As at 31.03.2018

-

1,00,00,000.00

-

Note-10A**Investment in Kerala Infrastructure Fund Management Limited**

Kerala Infrastructure Fund Management Limited is a Company formed under Companies Act, 2013 formed with main objective of Fund Management services. Company was Incorporated with 10 Lakh Equity Shares of Rs.10 each which is Fully owned by Kerala Infrastructure Investment Fund Board (KIIFB). At present 100% shares are held by KIIFB, but in near future company expecting other investors and share holding of KIIFB will be limited to around 40%.

Note -11**Deferred Tax:**

In accordance with the Accounting Standard 22 Accounting for taxes on income issued by the Institute Chartered Accountants of India the Board has provided for deferred tax asset from current year onwards. Since first year of adoption of Deferred Tax into financial statements, board has calculated Net Deferred Tax Asset till previous year ended 31.03.2018 amounting to Rs.88,45,585.14 and transferred to Reserves and surplus (**Note No 4**) during the current year. Further during the year net deferred tax asset calculated for Rs.3,77,95,356.03 and transferred to profit and loss account. Amounts have been calculated on the net timing difference and the net deferred tax asset after adjusting the provision for deferred tax liability is shown in balance sheet. Major component of deferred tax asset during the year is as below:

Particulars	Deferred Tax Assets	Deferred Tax Liabilities
Depreciation	-	1,53,562.21
	2,17,071.52	-
43 B Disallowance	4,02,23,722.24	22,74,804.00
	86,28,513.62	-
Net Deferred Tax Asset	3,77,95,356.03	-
	88,45,585.14	-
Adjustment for the year :		
Deferred Tax Asset \ (Liability) for the year	3,77,95,356.03	-
Add : Opening Balance of Deferred Tax Asset/(liability)	88,45,585.14	-
Closing Deferred Tax Asset /(liability)	4,66,40,941.17	-

*Figures in italics represent Previous year figures

Note -12**Other Non Current Assets****Project Spending**

NABARD Projects

As at 31.03.2019

1,00,35,23,954.00

1,00,35,23,954.00

As at 31.03.2018

23,60,90,022.00

23,60,90,022.00

Note -12A**NABARD Projects**

The Board received Rs.200.80 crore out of Rs.565/- crores Loan funds sanctioned by NABARD under NIDA assistance scheme for development of 16 roads in 4 Districts of Kerala. Out of the said Rs.200.8 crore Rs.1,00,35,23,954/- is shown under Non-Current Assets in accordance with the accounting policy followed by the board

Note -13**Current Investments**SBI Mutual Funds (**Note-13A**)

As at 31.03.2019

3,00,00,00,000.00

3,00,00,00,000.00

As at 31.03.2018

-

Note-13A**SBI Mutual Funds**

In Compliance with Investment Policy adopted by the Board, Investment made on 7,23,774.432 units SBI Magnum Ultra Short Duration Fund Regular Growth having NAV of Rs.4,144.9378 per each unit on 29th March 2019 and It is decided that these Investment are held for a short duration.

Note -14

Cash or Cash Equivalents	As at 31.03.2019	As at 31.03.2018
Cash in Hand	-	-
Balance with Treasury	25,40,04,78,027.00	25,57,56,38,401.00
Balance with Banks		
in Term Deposits	19,16,91,87,796.27	8,29,42,83,823.83
in Other Deposits	27,57,87,84,514.64	6,47,69,13,715.77
	72,14,84,50,337.91	40,34,68,35,940.60

Note-15

Other Current Assets	As at 31.03.2019	As at 31.03.2018
Masala Bond Expenses (Note-15A)	11,66,09,416.25	-
KSFE Bond Expenses (Note-15B)	4,75,58,953.64	-
Centage Receivable (Note-15C)	69,31,31,103.00	-
Income Tax Refund	76,22,744.46	14,93,432.46
Prepaid Expenses	16,89,780.96	13,68,182.00
Consultancy Charges KIFML	8,85,000.00	-
Deposits	15,02,000.00	10,02,000.00
Accrued Interest	26,84,34,246.64	11,60,29,750.69
Advances and Receivable	2,95,90,548.42	1,78,03,105.00
Balance With Revenue Authorities	23,60,426.73	23,60,426.00
	1,16,93,84,220.10	14,00,56,896.15

Note-15A**Masala Bond Expenses**

Masala Bond @9.723% was issued by KIIIFB through London Stock Exchange during the current financial year as a tool of raising funds, for which KIIIFB incurred a total expense of Rs.11,68,01,418.58 for the purpose of issuing Bond, which should be expensed over tenure of the Bond i.e, 5 years from date in which masala bond were issued (29th March 2019). During the Financial Year expenses in this regard were accounted for 3 days, which amounts to Rs.1,92,002.33 (Note No-19) and balance Rs.11,66,09,416.25 was treated as Current Asset.

Note-15B**KSFE Float fund Expenses Refundable**

KSFE Bond Expenses of Rs. 5,12,06,543 include expenses incurred in connection with various programmes arranged for the publicity of Pravasi Chitty project (in Kerala & abroad) and various print and visual media activities. However, under a mutual understanding between the Boards of KSFE and KIIIFB, these expenses are currently met by KIIIFB and expensed over tenure of the Bond i.e, 5 years from date in which first bond were issued (22th November 2018). During the Financial Year expenses in this regard were accounted for 130 days, which amounts to Rs.36,47,589.36 (Note No-19) and balance Rs.4,75,58,953.64 was treated as Current Asset.

Note-15C**Centage Receivable**

The expenditure incurred for centage charges during FY 2017-18 has been completely recouped from Government of Kerala in that year itself as per GO(Rt) No.2758/2018/Fin dated 27.03.2018. During current FY 2018-19, a total expense of Rs-85.20 Crores has been incurred, out of this Rs 15.89 Crores has been recouped from GOK through Head of Account vide GO (Rt) No.6347/2018/Fin dated 25.07.2018. Balance receivable from Government as on 31.03.2019 comes to Rs-69,31,31,103/-.

Note -16

Other income	As at 31.03.2019	As at 31.03.2018
Interest Received	1,24,25,12,879.28	63,17,99,836.78
Other Income	3,829.73	17,04,046.00
	1,24,25,16,709.01	63,35,03,882.78

Note-17

Employee Benefit Expenses	As at 31.03.2019	As at 31.03.2018
Salary, Wages & Allowances	2,84,94,129.00	1,40,73,937.00
Employers Contribution to various Fund	3,95,813.00	2,51,726.00
Other Employee Expenses	53,25,554.00	19,82,912.00
	3,42,15,496.00	1,63,08,575.00

Note-17A

The employees in KIIFB working on contract basis do not come under the purview of the Central Provident Fund and Gratuity rules for compulsory remittance of PF and Gratuity contributions as the eligible number of such employees are less than 10 and none of their contract periods have completed more than three years. Other than through cadre posts, deputation or direct contract, KIIFB has an arrangement for obtaining necessary outsourced services through CMD. Hence the provisions of the CPF and Gratuity Act/Rules are currently not applicable to KIIFB.

Note-18**Finance Cost**

	As at 31.03.2019	As at 31.03.2018
Guarantee Commission (GOK)	23,29,92,600.00	2,86,75,685.00
Interest on Loan from Banks and Financial Institution	14,30,58,279.00	2,64,53,786.00
Interest on Masala Bond	1,71,81,739.73	-
Interest on KSFE Bond	10,84,716.00	-
Other Interest and Finance Charge	1,31,00,367.15	346.60
	40,74,17,701.88	5,51,29,817.60

Note-19**Other Expenses**

	As at 31.03.2019	As at 31.03.2018
Consultancy Charges	16,96,12,074.00	4,87,10,325.00
Professional Fee	43,96,980.00	74,23,597.00
Advertisement & Promotion Expenses	36,04,640.00	1,55,89,338.00
Masala Bond Expenses (Note No-15A)	1,92,002.33	-
KSFE Bond Expense (Note No-15B)	36,47,589.36	-
Meeting and Conference Expense	20,68,492.00	22,54,873.00
Repairs and Maintenance	1,04,69,428.34	32,76,704.00
Electricity Charges	2,22,965.00	2,62,552.10
Internet Charges	2,47,387.00	2,65,161.00
Rent and Utility Charges	1,04,31,513.00	60,76,308.00
Telephone Charges	1,60,986.00	1,43,608.00
Vehicle Hire Charges	36,74,918.00	12,43,943.00
Technical Resource Centre Expenses	13,67,214.00	-
Printing and Stationery	8,26,774.00	2,22,249.00
Miscellaneous Expense	7,53,865.73	1,02,851.50
Auditors Remuneration (Note-19A)	6,65,000.00	35,000.00
Software Subscription Charges	29,72,430.17	20,60,615.00
Membership and Subscription Fee	2,68,707.00	-
	21,55,82,965.93	8,76,67,124.60

Note-19A**Auditors Remuneration**

Particulars	FY 2018-19	FY 2017-18
Consolidated pay including Statutory audit and Tax audit	6,00,000.00	35,000.00
Additional fee approved during the year	65,000.00	-
	6,65,000.00	35,000.00

Enhanced Audit fee of Rs.65,000/- for the Service of FY 2017-18 is paid during the current financial year which is included in current year's Auditors remuneration

Note-20**Prior Period Adjustment Account****As at 31.03.2019****As at 31.03.2018****Prior Period Income**

Guarantee Commission Written back

2,11,15,685.00

-

2,11,15,685.00-**Note-20A**

During the year 2017-18 provision made for guarantee commission for Rs-2,86,75,685/-. For this calculation sanctioned amount of loan taken as liability instead of actual loan availed. Due to this error over provision for Rs -2,11,15,685/- accounted in the financial statements for the FY 2017-18 and now it is rectified and transferred to prior period income in the financial statements for the FY 2018-19.

For KERALA INFRASTRUCTURE INVESTMENT FUND BOARD**Dr.K.M.ABRAHAM(CFA)**
FUND MANAGERThiruvananthapuram
19.08.2019**Notes Attached****As per our report of even date attached**
For SRIDHAR & CO (FRN.003978S)
CHARTERED ACCOUNTANTS**I.JAYASINDHU**
PARTNER(M.No 205660)
UDIN: 19205660AAAABC8507

Kerala Infrastructure Investment Fund Board
2nd Floor, Felicity Square, MG Road, Statue, Trivandrum 695 001
Balance Sheet as at 31st March 2020

		(in Rs.)	
Particulars	Note No.	As at 31.03.2020	As at 31.03.2019
I. EQUITY AND LIABILITIES			
1 Share Capital	1	-	75,00,000
2 Reserves & Surplus	2	-	4,21,94,214
3 Revolving/ Corpus Fund	3	35,02,31,66,937	45,96,05,41,948
4 Financial assistance Reserve for self-generating assets(Contra against loans in Note -12)	4	12,14,38,53,701	-
5 Non-current liabilities			
(a) Long-term borrowings	5	49,51,64,63,333	31,07,44,48,497
(b) Other Long term liabilities	6	66,01,636	-
6 Current liabilities			
(a) Short-term borrowings	7	5,07,53,27,159	-
(b) Other current liabilities	8	1,18,70,98,830	38,60,13,804
		<u>1,02,95,25,11,596</u>	<u>77,47,06,98,463</u>
II. ASSETS			
1 Non-current assets			
(a) Property, plant and equipment	9		
(i)Tangible assets		4,88,90,167	2,42,96,760
(ii)Intangible assets		42,99,53,090	23,25,70,620
(b) Non-current investments	10	1,00,50,000	1,00,00,000
(c) Deferred tax assets (net)	11	-	4,66,40,941
(d) Long-term loans and advances	12	12,14,38,53,701	-
(e) Other Non Current Assets	13	-	1,00,35,23,954
2 Current assets			
(a) Current investments	14	6,00,00,00,000	3,00,00,00,000
(b) Cash and cash equivalents	15	80,83,55,04,104	72,14,84,50,338
(c) Other current assets	16	3,40,84,38,989	97,17,62,875
(d) Short term loans and advances	17	7,58,21,545	3,34,52,975
		<u>1,02,95,25,11,596</u>	<u>77,47,06,98,463</u>

Notes forming part of financial statements

I, II & 1-31

The accompanying notes form an integral part of the financial statements

AUDITORS' REPORT

As per our report of even date attached

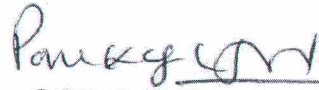
For KERALA INFRASTRUCTURE INVESTMENT FUND BOARD


Dr.K.M.ABRAHAM(CFA)
FUND MANAGER



Thiruvananthapuram
Date : 13.10.2020

for Varma & Varma
Chartered Accountants
FRN.004532S


C.G Pankajakshan
(Partner)
M.No. 020512

Kerala Infrastructure Investment Fund Board
2nd Floor, Felicity Square, MG Road, Statue, Trivandrum 695 001
Profit and Loss Account for the year ended 31.03.2020

(in Rs.)

Particulars	Note No.	For the Year Ended 31.03.2020	For the Year Ended 31.03.2019
I. Revenue:			
i) Recoupment of budgetary allocation from Corpus Fund for direct project cost as per Contra (Note 20)		23,86,14,85,760	9,30,73,59,524
ii) Interest income from financial assistance for revenue generating projects		60,73,59,899	-
iii) Interest income from deposits and investments		1,90,92,48,011	1,24,25,12,879
	18		
iv) Other income	19	2,67,73,022	3,830
Total Revenue (I)		26,40,48,66,692	10,54,98,76,233
II. Expenses:			
i) Direct cost of projects -Out of Corpus Fund	20	23,86,14,85,760	9,30,73,59,524
ii) Employee benefits expense	21	4,59,68,114	3,12,02,911
iii) Finance costs	22	4,01,12,49,897	40,74,17,702
iv) Depreciation and amortization expense	9	11,82,24,463	1,85,58,796
v) Other expenses	23	48,83,10,970	21,47,55,959
Total expenses (II)		28,52,52,39,204	9,97,92,94,892
III. Profit / (Loss) (I- II)		(2,12,03,72,512)	57,05,81,341
Prior Period Item	24	40,94,05,886	2,11,15,685
Profit / (Loss) after prior period item		(1,71,09,66,626)	59,16,97,026
Less : Budgetary allocation from GoK under Corpus fund utilised to meet the net loss for the year in P& L account transferred (Note-3)		1,71,09,66,626	-
Net profit/ (loss) for the year		-	59,16,97,026
IV. Tax expense:			
(1) Current tax		-	25,07,18,848
(2) Deferred tax(Expense)/Income	11	-	(3,77,95,356)
V. Profit / (Loss) for the Year		-	37,87,73,534

Notes forming part of financial statements I, II & I-31



The accompanying notes form an integral part of the financial statements

AUDITORS' REPORT

As per our report of even date attached

For KERALA INFRASTRUCTURE INVESTMENT FUND BOARD

Dr.K.M.ABRAHAM(CFA)
FUND MANAGER



Thiruvananthapuram
Date : 13.10.2020

for Varma & Varma
Chartered Accountants
FRN.004532S

Pankaj

C.G Pankajakshan
(Partner)

M.No. 020512

Kerala Infrastructure Investment Fund Board
2nd Floor, Felicity Square, MG Road, Statue, Trivandrum 695 001
Cash Flow Statement for the Year Ended 31.03.2020

Particulars	Year Ended 31.03.2020	Year Ended 31.03.2019
A. Cash flow from operating activities		
Profit before income tax	(1,71,09,66,626)	59,16,97,026
Adjustments for:		
Depreciation expense	11,82,24,463	1,85,58,796
Interest income	(2,51,66,07,910)	(1,24,25,12,879)
Finance Cost	4,01,12,49,897	-
Operating profit / (loss) before working capital changes	(9,81,00,176)	(63,22,57,057)
Changes in working capital:		
Adjustments for (increase) / Decrease in operating assets:		
Current investments	(3,00,00,00,000)	(3,00,00,00,000)
Short Term Loans and Advances	(4,23,68,570)	-
Other Current Assets	(2,05,04,01,078)	(1,03,31,66,916)
Adjustments for increase / (Decrease) in operating liabilities:		
Other Current Liabilities	7,31,04,313	35,14,37,764
Short-term provisions	-	(13,49,38,250)
Net Changes in working capital:	(5,11,77,65,511)	(4,44,89,24,459)
Cash flow from exceptional items	-	-
Cash generated from operations	(5,11,77,65,511)	(4,44,89,24,459)
Net income tax (paid) / refunds	(38,62,75,036)	(26,29,59,898)
Net cash from/ (used in) operating activities (A)	(5,50,40,40,547)	(4,71,18,84,357)
B. Cash flow from investing activities		
Purchase of PPE (including changes in CWIP)	(34,02,00,341)	(10,22,20,191)
(Purchase)/ disposal proceeds of Investments	(50,000)	(1,00,00,000)
Financial assistance made to Revenue Generating Projects	(8,41,19,69,552)	-
Interest income received	2,51,66,07,910	1,24,25,12,879
Net cash from/ (used in) investing activities (B)	(6,23,56,11,983)	1,13,02,92,688
C. Cash flow from financing activities		
Loans from :-		
(i) Banks and Financial Institutions (Net)	22,51,47,58,662	8,50,87,68,497
(ii) Bonds	1,14,66,00,000	21,55,76,80,000
(ri) Pravasi Dividend Scheme	56,58,00,000	-
Budgetary allocation from GoK	22,00,00,00,000	16,00,68,00,000
Recoupment of budgetary allocation from Corpus Fund for direct project cost (other than NABARD)	(22,95,59,80,479)	(9,92,26,08,499)
Interest received during the period from Deposits made out of corpus fund	2,04,75,17,608	-
Finance cost paid	(3,98,64,84,214)	-
Fund utilised for Nabard Projects	(90,55,05,281)	(76,74,33,932)
Net cash from/ (used in) financing activities (C)	20,42,67,06,296	35,38,32,06,066
Net increase (decrease) in cash and cash equivalents (A+B+C)	8,68,70,53,766	31,80,16,14,397
Cash and cash equivalents at the beginning of the financial year	72,14,84,50,338	40,34,68,35,941
Cash and cash equivalents at end of the year	80,83,55,04,104	72,14,84,50,338

Notes:

1. The above cash flow statement has been prepared under indirect method prescribed in AS 3 "Cash Flow Statements".

2. Components of cash and cash equivalents

Balances with banks

Cash on Hand	10,000	-
Balance with Treasury	25,34,34,74,063	25,40,04,78,027
Term Deposits	43,91,10,11,664	19,16,91,87,796
Other Deposits	11,58,10,08,377	27,57,87,84,515
	80,83,55,04,104	72,14,84,50,338

Notes forming part of financial statements

The accompanying notes form an integral part of the financial statements

For KERALA INFRASTRUCTURE INVESTMENT FUND BOARD

Dr.K.M.ABRAHAM(CFA)
FUND MANAGER



I, II & 1-31



Thiruvananthapuram
Date : 13.10.2020

AUDITORS' REPORT

As per our report of even date attached

for Varna & Varna
Chartered Accountants
FRN.004532S

Pankajakshan
C.G Pankajakshan
(Partner)
M.No. 020512

Kerala Infrastructure Investment Fund Board
2nd Floor, Felicity Square, MG Road, Statue, Trivandrum 695 001

Notes forming part of Financial Statements for the year ended 31st March, 2020

NOTE-I

GENERAL INFORMATION

Kerala Infrastructure Investment Fund Board (KIIFB referred to as the Board) was established on 11.11.1999 under the Kerala Infrastructure Investment Fund Act 1999 (Act 4 of 2000) with the main objective of financing the investment for critical and large infrastructure projects in the State of Kerala. Comprehensive modification of the Act and Scheme has been made through an amendment Ordinance in August 2016. With new strategy and structure, the Board aims to dynamically mobilise funds for the infrastructure development of Kerala including major land acquisition needs of the State. The Board has recourse to the advanced financial instruments approved by SEBI / RBI and is expected to promote substantial development of sustainable infrastructure in the State.

The rupee denominated Masala Bond of the Board is listed in the London Stock Exchange and Singapore Stock Exchange.

NOTE-II

SIGNIFICANT ACCOUNTING POLICIES

A. BASIS OF PREPARATION OF FINANCIAL STATEMENTS

- a. The Financial Statements have been prepared under the historical cost convention, in accordance with the generally accepted accounting principles and Accounting Standards issued by the Institute of Chartered Accountants of India.
- b. The Board follows Mercantile System of Accounting and recognizes significant items of income and expenditure on accrual basis.
- c. The Board is established under an Act of Government of Kerala (KIIFB ACT 1999) for exclusively undertaking sub-sovereign functions of financing the key infrastructure projects in the State of Kerala and all activities are done in pursuance of the above objective only.

B. USE OF ESTIMATES

The preparation of financial statements in conformity with Indian GAAP requires judgements, estimates and assumptions to be made that affect the reported amount of assets and liabilities, disclosure of contingent liabilities on the date of the financial statements and the reported amount of revenues and expenses during the reporting period.

C. PROPERTY, PLANT AND EQUIPMENT

(a) **Tangible Assets :** The Gross carrying amount of Property, Plant & Equipment have been accounted on cost model, and cost comprises of purchase price, duties, levies and any direct attributable costs of bringing the assets to its working condition for the intended use.

Depreciation: Depreciation has been provided on Written down Value Method at the rates prescribed in appendix to the Income Tax Rules.

(b) **Intangible Assets :** Intangible Assets are recorded at the cost of acquisition of such assets and are carried at cost less accumulated amortisation and impairment, if any.

Amortisation: Amortisation has been provided on Written down Value Method on assets (other than masala bond expenses and issue expense for KSFE) at the rates prescribed in appendix to the Income Tax Rules. In respect of expenditure incurred towards issuance of Masala Bond and expenditure towards issue for KSFE Bond, the same is amortised equally over a period 5 years.

D. PRIOR PERIOD ADJUSTMENTS

As per AS 5 "Net profit or Loss for the period, Prior Period Items and Changes in Accounting Policies",

- (i) Prior period adjustments represent entries for correction of errors or omissions and as such are shown separately in the Notes annexed to and forming part of Accounts.
- (ii) Extra-ordinary items are those material adjustments necessitated by circumstances which though related to prior periods are determined in the current period and as such are shown separately in the Notes annexed to and forming part of Accounts.



E. REVENUE RECOGNITION

As per AS 9 on "Revenue Recognition", revenue is recognised only when it can be reliably measured and it is reasonable to expect ultimate collection.

Interest income on fixed deposits is recognised proportionately based on periods for which amounts are outstanding and the interest rate applicable.

Interest income on loans granted for revenue generating projects is recognised on accrual basis as per the terms of the loan agreement, wherever such agreements have been entered into (and reached 40% stage of disbursement). In case of loans granted for which the loan agreement is pending to be executed, interest is recognised on accrual basis at rates as per comparable loan agreements entered into with other parties as per the estimate of the management.

F. CORPUS FUND

The Corpus fund representing capital investment of State Government in the Board comprises initial corpus received vide Government order and the funds received every year from Government of Kerala as part of budgetary allocation provided for in the State budget under financial support for infrastructure development as stated in Section 3(1A) r.w.s Section 7 of KIIFB Act, 2016 towards the objectives based on resolution of the general body (the Board). The amounts utilised towards direct cost of projects are recouped from the Corpus Fund for the year and amount so utilised are shown as contra item in the P&L a/c to reflect the activities undertaken to meet the objectives as per the Act.

G. INVESTMENTS

As per AS 13 "Accounting for Investments", Current Investments are carried at the lower of cost or quoted / fair value, computed category-wise. Long-term investments are stated at cost. Provision for diminution in the value of long-term investments is made only if such decline is other than temporary. Investments that are readily realisable and intended to be held for not more than 12 months from the date of acquisition are classified as current investment. All other investments are classified as non-current investments.

H. BORROWING COST

As per AS 16 "Borrowing Costs", Borrowing costs that are attributable to the acquisition or construction of qualifying assets are capitalised as part of the cost of such assets. A qualifying asset is one that takes necessarily substantial period of time to get ready for intended use. All other borrowing costs are charged to the Statement of Profit and Loss Account.

I. INCOME RECOGNITION AND ASSET CLASSIFICATION NORMS

Amounts shown under long term loans represents finance assistance to revenue generating projects. Loans are classified as performing and non-performing and provision for non-performing assets is made in accordance with the Income Recognition and Asset Classification (IRAC) norms applicable to financial institutions as a matter of prudence. Interest Income on non performing assets is recognised on cash basis only. Loan assets are classified as non performing in cases where installments of loan/ interest is overdue for more than 90 days. Being entity engaged in long term financing of infrastructural projects, adhoc provision is not made on standard assets.

J. PROVISION, CONTINGENT LIABILITIES AND CONTINGENT ASSETS

As per AS 29 "Provisions, Contingent Liabilities and Contingent Assets", Provisions are recognised when the Board has a present obligation as a result of a past event, for which it is probable that a cash outflow will be required and a reliable estimate can be made of the amount of the obligation. Provisions are not discounted to its present value and are determined based on management estimate required to settle the obligation at the Balance Sheet date. These are reviewed at each Balance Sheet date and adjusted to reflect the correct management estimates. Contingent Liabilities are not recognised but are disclosed in notes. Contingent Assets are neither recognised nor disclosed in the financial statements.

K. EMPLOYEE BENEFITS

Provision of AS 15 "Employee Benefits", has been considered while Preparation of Financial Statements

- (i) Short Term Employee Benefits - All employee benefits payable wholly within twelve months of rendering the service are classified as short-term employee benefits and recognized in the period in which the employee renders the related service.
- (ii) Defined contribution plan and Defined benefit plan - The Board does not have any defined contribution plan and defined benefit plan as detailed in Note No 21.1 to the financial statements.



Note - 1**Share Capital****Fund from Contingency Fund of Government of Kerala****Opening Balance**

Less : Transferred to Corpus Fund

Closing Balance

As at 31.03.2020

As at 31.03.2019

75,00,000

75,00,000

(75,00,000)

-

-

75,00,000

Note - 2**Reserves & Surplus****Opening Balance**

Add : Profit for the year

Less : Additional income tax for the year 2017-18

Add : Deferred tax asset/ (liability) till 31.03.2018

Less : Deferred tax asset reversed

Less : Transferred to Corpus Fund

Closing Balance

As at 31.03.2020

As at 31.03.2019

4,21,94,214

(33,31,83,856)

-

37,87,73,534

-

(1,22,41,050)

-

88,45,585

(4,66,40,941)

-

44,46,728

-

-

4,21,94,214

2.1 Balance in Reserves and Surplus is transferred to Corpus fund as per decision of General body.

Note - 3**Revolving/ Corpus Fund**

As at 31.03.2020

As at 31.03.2019

Fund from Contingency Fund of Government of Kerala

Total -(A)

75,00,000

-

75,00,000

-

Corpus fund / budgetary allocation**Opening Balance**

Add: Corpus funds received during the year

Add : Interest received during the year from Deposits made out of corpus fund

Add : Transfer from Reserve & Surplus Account

Closing Balance of funds available for utilisation

60,07,37,27,744

44,06,69,27,744

22,00,00,00,000

16,00,68,00,000

2,04,75,17,608

-

(44,46,728)

-

84,11,67,98,624

60,07,37,27,744

Utilisation of Corpus Fund

i) Funds Utilised for direct project cost as at year end (see Note 3.6 below)

ii) Fund Utilised for financial assistance to revenue generating projects as at year end (see Note 3.7 below)

iii) Net Loss in P & L a/c recouped - Transfer to P&L a/c

Total-(B)

(35,24,63,11,360)

(10,38,13,01,647)

(12,14,38,53,701)

(3,73,18,84,149)

(1,71,09,66,626)

-

35,01,56,66,937

45,96,05,41,948

Total (A)+(B)

35,02,31,66,937

45,96,05,41,948

- 3.1 The corpus fund represents capital investment of State Government in the Board to meet its long term/short term capital requirements for financing the infrastructure projects in the State as per the objectives in the KIIFB Act, 1999.
- 3.2 The balance under Corpus Fund/ Budgetary allocation was shown last year under Long Term Liabilities. The same has been transferred and reclassified as per resolution of the General Body (the Board) vide its meeting dated 21.01.2020 which had approved for change in nomenclature of budgetary allocation of KIIFB as 'Revolving/ Corpus Fund'.
- 3.3 The balance in Corpus fund includes an amount of Rs 24,98,42,27,844/- which represents fund received towards initial corpus fund for Major Infrastructural Development Projects transferred by GoK Govt. Orders - G.O (Ms) No 16/2016/Plg. dated 30.03.2016 and G.O (Ms) No 18/2017/Plg. dated 30.03.2017. The remaining amounts represents funds received on an annual basis towards financial support for Infrastructure Development by way of budgetary allocation being share of KIIFB from Cess on petrol and share of KIIFB from Motor Vehicle Tax as per KIIFB Act.
- 3.4 Interest generated from the investments made out of the corpus funds received are credited to the corpus fund as such interest is to be mandatorily used for the objectives of the Act and hence forms a part of budgetary allocation accounted under Corpus Fund. Such interest was credited to P & L account in the previous year and consequent to this change profit for the year is lower by the said amount of Rs.204,75,17,608 Such interest relatable to deposits made out of budgetary allocation has been determined prorata in the proportion of cash inflow from Budgetary allocation and fresh loan received as per the cash flow statement.



3.5 The net loss in Profit and Loss account for the year of Rs. 171,09,66,626 representing utilisation of Corpus Fund for meeting the general administration and operational overheads has been recouped from the Corpus Fund by transferring an amount equal to the net loss for the year from operations from Corpus Fund to P&L a/c.

Particulars of Fund Utilised out of Corpus Fund / budgetary allocation for direct project cost		As at 31.03.2020	As at 31.03.2019
Opening Balance		10,38,13,01,646	1,07,39,42,122
Add :Transfer from opening balance of NABARD Projects asset shown as recoverable in earlier years		1,00,35,23,954	-
Add. Utilised during the year for direct project cost (See Note 20)		23,86,14,85,760	9,30,73,59,524
Closing Balance		<u>35,24,63,11,360</u>	<u>10,38,13,01,646</u>
3.6.1 The Board received an amount of Rs.565,00,00,000/- as loan funds sanctioned by NABARD under NIDA assistance scheme for development of 16 roads in 4 districts of Kerala. Out of the above loan funds, an amount of Rs 190,90,29,235/- has been incurred towards the project cost upto the year end and have been set off against budgetary allocation since the repayment of the loan would be made out of budgetary allocation as per agreed repayment schedule.			
Particulars of Fund Utilised out of Corpus Fund / budgetary allocation for financial assistance to revenue generating projects		As at 31.03.2020	As at 31.03.2019
Opening Balance		3,73,18,84,149	3,11,66,35,175
Add : Financial assistance given during the year (Net)		8,41,19,69,552	61,52,48,974
Closing Balance		<u>12,14,38,53,701</u>	<u>3,73,18,84,149</u>

Note - 4		As at 31.03.2020	As at 31.03.2019
Reserve for financial assistance to revenue generating projects			
Financial assistance for revenue generating projects adjusted as per contra		12,14,38,53,701	-
		<u>12,14,38,53,701</u>	<u>-</u>

Note -5		As at 31.03.2020	As at 31.03.2019
Long Term Borrowings			
Unsecured Loan			
(a) KSFE Security Bond		1,20,42,80,000	5,76,80,000
(b) Masala Bond @ 9.723%		21,50,00,00,000	21,50,00,00,000
(c) Loan From Banks and Financial Institutions			
i. Loan From NABARD		5,45,62,00,000	2,00,80,00,000
ii. Loan From SBI		8,00,00,00,000	3,00,00,00,000
iii. Loan From Union Bank		5,00,00,00,000	2,50,00,00,000
iv. Loan From Indian Bank		5,00,00,00,000	2,00,87,68,497
v. Loan From Syndicate Bank		2,00,00,00,000	-
vi. Loan From Corporation Bank		1,50,00,00,000	-
vii. Loan From NORKA Dividend Scheme		56,58,00,000	-
Total A		<u>50,22,62,80,000</u>	<u>31,07,44,48,497</u>

Less: Current Maturity of loan shown under Other Current Liabilities:

i. Loan From NABARD	57,44,00,000	-
ii. Loan From Union Bank	5,20,83,333	-
iii. Loan From Indian Bank	8,33,33,333	-
Total B	<u>70,98,16,667</u>	<u>-</u>

Total (A-B)	<u>49,51,64,63,333</u>	<u>31,07,44,48,497</u>
--------------------	------------------------	------------------------



Note -5.1**KSFE Security Bond**

During the Financial Year 2018-19 and 2019-20, KIIFB had issued only Security Bonds of 5 year tenure to KSFE Ltd. These bonds carry the interest rate of that for FDs (of similar tenure) at Government Treasury prevailed during the time of issue of the Bonds. Exclusive Government orders are also been issued in this regard. These bonds are also backed by the Guarantee of the State to the extent of Bond Outstanding.

Note -5.2**Masala Bond @ 9.723%**

KIIFB had raised an amount of Rs. 2,150 crore through overseas Rupee denominated Bond offering (Masala Bond). These 5 year tenure bonds were issued at a coupon rate of 9.723% p.a. The interest has to be serviced on semi-annual basis and the principal amount at the end of the Bond period. Like any other borrowing by KIIFB, this bond offering is also backed by sovereign guarantee for the repayment of its interest and principal amount by the Government of Kerala.

Note -5.3**Loan From Banks and Financial Institution**

- i. KIIFB has availed Loan from various Public Sector Banks and Financial Institution duly backed by Guarantee of Government of Kerala as mandated by the KIIF Act, 1999 and subsequent amendment Act of 2016 passed by the Legislature. Also, explicit Government Orders regarding these Guarantees have also been issued. There is no tangible security for the loans. Except in the case of Loan from NORKA Dividend scheme, all other loans are guaranteed by GoK.

- ii. The details of the term loans and the terms of repayment are as follows:

Sl No	Bank	Sanction Date	Amount Sanctioned (in INR Cr)	Tenure	Interest Rate (%)	Repayment Terms
1	State Bank of India	15-12-2018	1000	10 Years with 2 years moratorium	9	In 32 equal quarterly instalments of Term Loan availed within 18 months of first disbursement and commencing after a moratorium of 24 months from the date of first disbursement.
2	Indian Bank	19-12-2018	500	12 Years with 2 years moratorium	8.7	Repayable in 120 monthly instalments of Rs.4.20 Crore each besides interest charged on monthly rests after an initial holiday period of 2 years. Interest to be serviced as and when debited including during holiday period. Total door to door tenure is 12 years.



3	Union Bank of India	29-12-2018	500	10 Years with 2 years moratorium	8.35	The Term loan to be repaid in 96 equal instalments after initial moratorium of 2 years. In the initial moratorium interest has to be serviced every month.
4	NABARD	24-03-2017	200.8	12 Years including 2 Years moratorium	9	12 Years including 2 Years moratorium. Principal to be repaid in 40 quarters.
			364.2		8.8	
5	Syndicate Bank	29-08-2019	200	10 Years with 2 years moratorium	8.6	The Term loan to be repaid in 40 equal quarterly instalments after initial moratorium of 2 years. In the initial moratorium interest has to be serviced every month.
6	Corporation Bank	15-02-2020	250	10 Years with 2 years moratorium	8.4	The Term loan to be repaid in 120 equal monthly instalments after initial moratorium of 2 years. In the initial moratorium interest has to be serviced as and when due whether debited or not.
7	NORKA Dividend Scheme	19-12-2019	56.58	3 Years	9	The repayment commences after 3 years from date of disbursement.

Note-6

Other Long term liabilities

Interest Accrued on Loan From NORKA Dividend Scheme

As at 31.03.2020

66,01,636

66,01,636

As at 31.03.2019

-

-

Note- 7

Short Term Borrowings

Secured, Repayable on Demand

Overdraft Bank Accounts

(Lien on Fixed Deposits)

As at 31.03.2020

5,07,53,27,159

5,07,53,27,159

As at 31.03.2019

-

Name of the Bank

Bank of Baroda

Union Bank of India

Amount outstanding

1,38,00,00,000


3,69,53,27,159

5,07,53,27,159

-

-

-



Note-8**Other Current Liabilities**

	As at 31.03.2020	As at 31.03.2019
Current maturity of long term borrowing :		
i. Loan From NABARD	57,44,00,000	-
ii. Loan From Union Bank	5,20,83,333	-
iii. Loan From Indian Bank	8,33,33,333	-
Trade Payable (Expenses)	5,79,45,435	10,60,90,553
Guarantee Commission Payable	37,24,86,887	23,29,92,600
Statutory Liabilities	1,07,14,076	2,89,58,932
Interest on Loan Payable		
Interest on Masala Bond Payable	1,71,81,740	1,71,81,740
Interest on KSFE Bond Payable	1,89,54,026	7,89,979
Total	1,18,70,98,830	38,60,13,804

Refer Note No 9 under Property, Plant and Equipment

Note-10**Non-current investments**

	As at 31.03.2020	As at 31.03.2019
Investment in Kerala Infrastructure Fund Management Limited	1,00,50,000	1,00,00,000
Total	1,00,50,000	1,00,00,000

10.1 Kerala Infrastructure Fund Management Limited is a Company formed under Companies Act, 2013 formed with main objective of Fund Management services.

Note-11**Deferred Tax Asset**

Particulars	As at 31.03.2020	As at 31.03.2019
Opening Balance	4,66,40,941	88,45,585
Add: Deferred Tax Asset \ (Liability) for the year	-	3,77,95,356
Less : Reversal/ write off of deferred tax asset by transfer to Reserves & Surplus	(4,66,40,941)	-
Closing Deferred Tax Asset /(liability)	-	4,66,40,941

11.1 Deferred tax asset outstanding as at the beginning of the year has been written off by debit to opening Reserves & Surplus as concept of timing differences is not applicable or relevant to the Board since net loss in P & L account is recouped out of budgetary allocation.

Note-12**Long Term Loans & Advances
(Unsecured considered good)**

	As at 31.03.2020	As at 31.03.2019
Financial assistance made to Revenue Generating Projects (contra by credit to Financial assistance Reserve for revenue)	12,14,38,53,701	-
Total	12,14,38,53,701	-

12.1 All the above balances are standard assets as at the Balance Sheet date as loans have not fallen due for repayment and there is moratorium for payment of interest.

Note-13**Other Non Current Assets**

	As at 31.03.2020	As at 31.03.2019
Project spending towards NABARD Projects	1,00,35,23,954	1,00,35,23,954
Less : Transfer to funds utilised (See Note No 3.6)	(1,00,35,23,954)	-
Total	-	1,00,35,23,954

Note -14**Current Investments at cost**

	As at 31.03.2020	As at 31.03.2019
SBI Mutual Funds	6,00,00,00,000	3,00,00,00,000
Total	6,00,00,00,000	3,00,00,00,000

14.1 Net Asset Value as at year end is : Rs 620,72,77,428/-



Property, Plant and Equipment and Depreciation Statement For the period 01-04-2019 to 31-03-2020

PARTICULARS		GROSS BLOCK					DEPRECIATION/AMORTISATION					NET BLOCK	
Sl. No.	ITEM	As on 01.04.2019	Additions		Sale/ Adjustment during the period	Total As on 31.03.2020	Rate %	As on 01.04.2019	For the Period	Sale/ Adjustment during the period	Up to 31.03.20	WDV as at 31.03.2020	WDV as at 31.03.2019
			Before 02.10.2019	on/After-02.10.2019									
A	Tangible Asset												
1	Air Cooler	5,430 (5,430)	-	-	-	5,430 (5,430)	10	5,401 (5,398)	3 (3)	-	5,404 (5,401)	26 (29)	29 (32)
2	Computer	98,93,744 (45,36,512)	42,96,713 (31,07,780)	42,96,713 (22,49,452)	-	1,49,55,571 (98,93,744)	40	49,01,632 (23,23,375)	31,62,233 (25,78,257)	-	80,63,865 (49,01,632)	68,91,706 (49,92,112)	49,92,112 (22,13,137)
3	Communication Equipment	3,77,559 (3,77,559)	-	-	-	3,77,559 (3,77,559)	40	2,59,724 (1,81,167)	47,134 (78,557)	-	3,06,858 (2,59,724)	70,701 (1,17,835)	1,17,835 (1,96,392)
4	Furniture & Fittings	28,06,219 (6,72,297)	20,63,933 (18,82,417)	2,04,538 (2,51,505)	-	50,74,689 (28,06,219)	10	4,69,000 (2,23,282)	4,50,342 (2,45,718)	-	9,19,342 (4,69,000)	41,55,347 (23,37,218)	23,37,218 (4,49,015)
5	Photostat Machine	1,72,409 (1,72,409)	-	-	-	1,72,409 (1,72,409)	40	1,17,716 (81,254)	21,877 (36,462)	-	1,39,593 (1,17,716)	32,816 (34,693)	54,693 (91,155)
6	Printer	2,96,354 (33,000)	-	-	-	2,96,354 (33,000)	40	98,472 (8,250)	79,153 (90,222)	-	1,77,625 (98,472)	1,18,729 (1,97,882)	1,97,882 (24,750)
7	Plant & Machinery	80,06,059	-	-	-	80,06,059	15	6,00,454	21,97,464 (6,00,454)	-	27,97,918 (6,00,454)	1,96,96,450 (7,10,560)	74,05,605
8	Electrical Equipment	4,81,096	-	-	-	4,81,096	10	48,110	2,13,052 (48,110)	-	2,61,162 (48,110)	19,17,469 (4,32,986)	4,32,986
9	Vehicle	61,03,900	-	-	-	61,03,900	15	4,57,793	9,11,199 (4,57,793)	-	13,68,992 (4,57,793)	55,92,013 (56,46,107)	56,46,107
10	Computer & Accessories TRC	-	-	-	-	-	40	-	15,33,164	-	15,33,164	22,99,745	-
11	Interior Decoration	34,12,586	-	-	-	34,12,586	10	3,00,293	5,90,919 (3,00,293)	-	8,91,212 (3,00,293)	81,15,164 (3,12,293)	31,12,293
	TOTAL	3,15,55,355 (57,97,207)	83,59,491 (25,03,270)	2,54,40,455 (8,19,407)	-	6,53,55,302 (34,12,586)		72,58,596 (28,22,727)	92,06,539 (44,35,469)	-	1,64,65,135 (72,58,596)	4,88,90,167 (2,12,96,760)	2,42,96,760 (29,71,480)
B	Intangible Asset												
1	Software for KSFE Pravasi Chit	7,51,04,493	3,73,36,927	5,73,48,166 (7,51,04,493)	-	16,97,89,586 (7,51,04,493)	25	93,88,062	3,29,31,860 (93,88,062)	-	4,23,19,922 (93,88,062)	12,74,69,663 (6,37,16,431)	6,37,16,431
2	Software TRC	-	20,63,228	65,26,642	-	85,89,870	25	-	13,31,637	-	13,31,637	72,58,233	-
3	Other Software	44,99,321 (31,41,771)	-	47,76,640	-	92,75,961 (44,99,321)	25	18,13,502 (9,18,229)	12,68,535 (8,93,273)	-	30,82,037 (18,13,502)	61,93,924 (26,85,819)	26,85,819 (22,23,542)
4	Expenses on Issuance of Masala Bond	11,68,01,419	12,41,57,311	63,55,179	-	24,73,13,909	-	1,92,002	4,96,77,323	-	4,98,69,325	19,74,44,584	11,66,09,416
5	Expenses on issue of KSFE Bond	5,12,06,543	-	6,78,36,301	-	11,90,42,844	-	36,47,589	2,38,08,569	-	2,74,56,158	9,15,86,686	4,75,58,954
	TOTAL	24,76,11,775 (31,41,771)	16,35,57,466 (13,57,550)	14,28,42,928 (24,31,12,454)	-	55,40,12,170 (24,76,11,775)		1,50,41,156 (9,18,229)	10,90,17,924 (1,41,22,927)	-	12,40,59,080 (1,50,41,156)	42,99,53,090 (23,25,70,620)	23,25,70,620 (22,23,542)
	TOTAL	27,91,67,131 (89,38,978)	17,19,16,957 (95,60,376)	16,82,83,383 (26,06,67,777)	-	61,93,67,472 (27,91,67,131)		2,22,99,751 (37,40,956)	11,82,24,463 (1,85,58,796)	-	14,05,24,215 (2,22,89,751)	47,88,43,257 (25,68,67,380)	25,68,67,380 (51,98,022)

Note: 9.1 The management estimates that the future economic benefit from the expenditure towards issue of Masala Bond and issue of KSFE Bond will accrue to the Board over the period of the Bond being 5 years. Accordingly, such expenditure are treated as Intangible Asset and amortised over 5 years.

9.2 The property, plant and equipment and the intangible assets are purchased using the corpus fund received. However, the amount is not deducted from the gross value of assets or no separate deferred income is recognised for an amount equivalent to the cost of asset in accordance with AS-12 Accounting for Government Grants, since the break up details of assets acquired out of corpus fund/loans have not been maintained.

9.3 In accordance with the provisions of AS-16 Borrowing Cost, there are no borrowing cost to be capitalised since the Property, Plant and Equipment of the Board does not meet the definition and recognition criteria of qualifying assets.



Note -15

	As at 31.03.2020	As at 31.03.2019
Cash or Cash Equivalents		
Cash on Hand	10,000	-
Balance with Treasury	25,34,34,74,063	25,40,04,78,027
Balance with Banks		
in Term Deposits	43,91,10,11,664	19,21,30,56,124
in Sweep Accounts	9,77,13,23,666	8,81,17,87,207
in Savings account and current account	1,80,96,84,711	18,72,31,28,979
Total	80,83,55,04,104	72,14,84,50,338

Note-16

	As at 31.03.2020	As at 31.03.2019
Other Current Assets		
Centage Receivable	-	69,31,31,103
Advance tax & TDS for F.Ys. 2018-2019 & 2019-2020	39,38,97,781	76,22,744
Prepaid Expenses	10,27,050	16,89,781
Consultancy Charges KIFML	-	8,85,000
Accrued Interest on Deposits	1,99,66,13,585	26,84,34,247
Accrued Interest on Loans	1,01,69,00,573	-
Total	3,40,84,38,989	97,17,62,875

16.1 The balances under Masala Bond Expenses and KSFE Bond Expenses have been regrouped/ reclassified and shown under intangible assets in Schedule of Property, Plant and Equipment

Note-17

	As at 31.03.2020	As at 31.03.2019
Short Term Loans and Advances		
Deposits	43,62,426	38,62,427
Advances and Receivable	7,14,59,119	2,95,90,548
Total	7,58,21,545	3,34,52,975

17.1 Balances under loans and advances and trade payables (expenses) includes amounts which are subject to reconciliation as the reconciliation could not be carried out due to Covid-19 restrictions.

Note-18

	For the year ended 31.03.2020	For the year ended 31.03.2019
Interest income from deposits and investments		
Interest earned during the year	3,95,67,65,619	1,24,25,12,879
Less : Interest received during the year from Deposits made out of corpus fund	(2,04,75,17,608)	-
	1,90,92,48,011	1,24,25,12,879


Note-19

	For the year ended 31.03.2020	For the year ended 31.03.2019
Other income		
Interest on IT Refund	1,04,632	-
Income received under Asian Bond Grant Scheme from Monetary Authority of Singapore for Masala Bond	2,04,13,837	-
Other Income	62,54,553	3,830
Total	2,67,73,022	3,830

Note - 20

	For the year ended 31.03.2020	For the year ended 31.03.2019
Direct cost of projects out of Corpus Fund		
General Education	8,77,71,10,402	3,11,93,62,751
Public Works	7,19,99,17,678	2,52,87,31,506
Water Resources	2,49,41,25,410	2,69,51,48,277
Medical	1,09,66,70,107	79,69,03,185
NABARD Project	90,55,05,281	-
Centage/ Additional Centage (See Note 20.1)	2,07,32,51,231	-
Others	1,31,49,05,651	16,72,13,805
	23,86,14,85,760	9,30,73,59,524

20.1 In accordance with the decision of the General body (the Board) meeting dated 30.06.2020 and Government Order, the centage charges/ additional centage charges treated in previous years as recoverable from GoK are to be allocated to cost of respective projects and accordingly the balance centage charges/ additional centage charges at the year end amounting to Rs.207,32,51,231 has been debited to project as utilisation of the Corpus fund.



Note-21**Employee Benefits Expense**

	For the year ended 31.03.2020	For the year ended 31.03.2019
Salary, Wages & Allowances	3,98,60,510	2,79,39,329
Employers Contribution to various Funds	4,68,989	3,95,813
Other Employee Expenses	56,38,615	28,67,769
Total	4,59,68,114	3,12,02,911

21.1 The employees in KIIFB working on contract basis do not come under the purview of the Central Provident Fund and Gratuity rules for compulsory remittance of PF and Gratuity contributions as the eligible number of such employees are less than 10. Other than through cadre posts, deputation or direct contract, KIIFB has an arrangement for obtaining necessary outsourced services through CMD. Hence the provisions of the CPF and Gratuity Act/Rules are currently not applicable to KIIFB.

Note-22**Finance Costs**

	For the year ended 31.03.2020	For the year ended 31.03.2019
Guarantee Commission (GOK)	37,23,52,099	23,29,92,600
Interest on Loan from Banks and Financial Institution	1,48,59,10,015	14,30,58,279
Interest on Masala Bond	2,09,24,92,732	1,71,81,740
Interest on KSFE Bond	4,43,71,618	10,84,716
Other Interest and Finance Charge	1,61,23,433	1,31,00,367
Total	4,01,12,49,897	40,74,17,702

Note-23**Other Expenses**

	For the year ended 31.03.2020	For the year ended 31.03.2019
Technical & Consultancy Charges	15,53,07,994	16,96,12,074
Professional Fee	1,43,13,803	74,09,565
Advertisement & Promotion Expenses	25,33,29,147	36,04,640
Meeting and Conference Expense	21,87,745	20,68,492
Repairs and Maintenance	1,90,261	1,04,69,428
Electricity & Water Charges	6,03,861	2,51,357
Rent and Utility Charges	1,24,77,840	1,04,31,513
Telephone & Internet Charges	1,65,979	4,08,373
Vehicle Hire Charges	60,65,331	36,74,918
Technical Resource Centre Expenses	3,30,09,017	13,67,214
Printing and Stationery	22,52,165	8,26,774
Miscellaneous Expense	36,31,986	7,25,474
Auditors Remuneration	6,00,000	6,65,000
Software Subscription Charges	41,15,841	29,72,430
Membership and Subscription Fee	60,000	2,68,707
Total	48,83,10,970	21,47,55,959

23.1 Masala Bond Expenses being amount written off / amortised and KSFE Bond Expense written off / amortised shown last year as a separate item in this schedule in the previous year have been regrouped under depreciation and amortisation in intangible assets Schedule of Property, Plant and Equipment upon reclassification of such assets from other current assets to property, plant and equipment.

23.2 Note on Advertisement & Promotion expenditure

The expenditure during the year on advertisement and promotion consists of the following :

Particulars	Amount in Rs.
Kerala Nirmithi program	13,60,72,529
Digital platform advertising including social media	6,20,78,214
Advertising in Railway Stations	4,53,24,043
Others	98,54,361
Total	25,33,29,147



Note - 24**Prior Period Item****Prior Period Income -**

Interest income from Project Loans
Guarantee Commission written back

Prior Period Expenditure -

Guarantee Commission

Total

For the year ended
31.03.2020

For the year ended
31.03.2019

40,95,40,674

2,11,15,685

1,34,788

40,94,05,886

2,11,15,685

Note - 25

Interest income on loans granted for revenue generating projects is recognised on accrual basis as per the terms of the loan agreement, wherever such agreements have been entered into (and reached 40% stage of disbursement). In case of loans granted for which the loan agreement is pending to be executed, interest is recognised on accrual basis at interest rates of 9% as per comparable loan agreements entered into with other parties as per the estimate of the management. The accrued interest recognised amounts to Rs. 87,57,61,274/- (including income relating to earlier years amounting to Rs 40,95,40,674). On facts of the case, many of the projects financed with long gestation period are yet to be completed as at the year end.

Note - 26**Related Party Disclosures in accordance with AS-18**

Name of the Related Party	Nature of relationship	For the year ended 31.03.2020	For the year ended 31.03.2019
Dr. K.M. Abraham, CFA, IAS	CEO and Member Secretary	37,15,250	33,82,500
Shri. Vikramjit Singh, IPS	Deputy Managing Director (w.e.f March 2020)	1,85,003	-

26.1 In accordance with Para 9 of AS 18, no disclosure is required in the financial statements of state controlled enterprises as regards related party relationships with other state-controlled enterprises and transactions with such enterprises.

Note - 27**Segment Reporting**

The Board is operating only in one segment in providing funds for investment for critical and large infrastructure projects in the State of Kerala and hence there are no other separate reportable business and geographical segment.

Note - 28**Impact of Covid - 19 on the Accounts**

Serious disruptions to trade, business and industry have been caused by the adverse impact of Covid-19 pandemic from the last quarter of the year 2019-20 and this is still continuing. Though there could be certain consequential delays in the financing and implementation of major infrastructure projects being monitored by the Board, on account of the above, this does have any material impact in the financial position i.e., on the assets and liabilities position as at 31.03.2020, as per assessment of the management.

Note - 29**Internal Audit System**

During the year 2019-20, there was no system of internal audit of transactions in the Board. However internal checks and inbuilt controls have been in force to effectively monitor and safeguard the best interest of the Board, including from a propriety angle. During the month of February 2020, a senior experienced official has been appointed as the Chief Auditor to conduct verification of transactions from an audit perspective.

Note - 30

Contingent Liabilities of the Board as at the year end is Nil.

Note - 31

Previous year's figures have been regrouped / reclassified wherever necessary to correspond with the current year's classification / disclosure.

For KERALA INFRASTRUCTURE INVESTMENT FUND
BOARD

Dr.K.M.ABRAHAM(CFA)
FUND MANAGER



Thiruvananthapuram
Date : 13.10.2020

AUDITORS' REPORT

As per our report of even date attached

for Varma & Varma
Chartered Accountants
FRN.004532S

C.G Pankajakshan
(Partner)
M.No. 020512

Provisional

Kerala Infrastructure Investment Fund Board
2nd Floor, Felicity Square, MG Road, Statue, Trivandrum 695 001
Balance Sheet as at 31st March 2021

		Amounts in Rs.	
Particulars	Note No.	As at 31-03-2021	As at 31-03-2020
I. EQUITY AND LIABILITIES			
1 Share Capital	1	-	-
2 Reserves & Surplus	2	-	-
3 Initial Corpus Fund	3	24,98,42,27,844	24,98,42,27,844
4 Corpus Fund - Revolving	4	-	22,18,27,92,794
5 Non-current liabilities			
(a) Long-term borrowings	5	53,04,76,19,508	49,51,64,63,334
(b) Deferred tax liabilities (Net)	11	2,28,84,402	-
(c) Other Long term liabilities	6	12,32,48,223	66,01,636
6 Current liabilities			
(a) Short-term borrowings	7	28,39,61,83,969	5,07,53,27,159
(b) Other current liabilities	8	4,07,92,45,348	1,18,70,98,830
		1,10,65,34,09,294	1,02,95,25,11,597
II. ASSETS			
1 Non-current assets			
(a) Property, plant and equipment	9		
(i) Tangible assets		5,57,12,391	4,88,90,167
(ii) Intangible assets		33,61,49,986	42,99,53,090
(b) Non-current investments	10	1,67,44,940	1,00,50,000
(c) Deferred tax assets (net)	11	-	-
(d) Long-term loans and advances	12	23,28,15,98,143	12,14,38,53,701
(e) Other Non Current Assets	13	2,91,69,07,186	1,41,07,98,355
2 Current assets			
(a) Current investments	14	6,00,00,00,000	6,00,00,00,000
(b) Cash and cash equivalents	15	72,98,61,54,955	80,83,55,04,104
(c) Short term loans and advances	16	48,47,42,472	7,58,21,545
(d) Statutory contribution receivable from GoK	4	2,86,38,29,402	-
(e) Other current assets	17	1,71,15,69,819	1,99,76,40,635
		1,10,65,34,09,294	1,02,95,25,11,597

Notes forming part of financial statements

I, II & 1-36

The accompanying notes form an integral part of the financial statements

AUDITORS' REPORT

As per our report of even date attached

**For KERALA INFRASTRUCTURE INVESTMENT
FUND BOARD**

**Dr.K.M.ABRAHAM(CFA)
FUND MANAGER**

for Varma & Varma
Chartered Accountants
FRN.004532S

Thiruvananthapuram
Date :

C.G Pankajakshan
(Partner)
M.No. 020512

Kerala Infrastructure Investment Fund Board
2nd Floor, Felicity Square, MG Road, Statue, Trivandrum 695 001
Profit and Loss Account for the year ended 31.03.2021

Amounts in Rs.

Particulars	Note No.	For the Year Ended 31-03-2021	For the Year Ended 31-03-2020
I. Revenue:			
i) Recoupment of statutory contribution from Government of Kerala from Corpus Fund for financing of direct project cost as per Contra	20	45,21,77,28,436	23,86,14,85,760
ii) Interest income from financial assistance for revenue generating projects		1,41,07,30,946	60,73,59,899
iii) Interest income from deposits and investments	18	1,45,63,91,695	1,90,92,48,011
iv) Other income	19	4,08,641	2,67,73,022
Total Revenue (I)		48,08,52,59,718	26,40,48,66,692
II. Expenses:			
i) Financing of direct cost of projects -Out of Corpus Fund	20	45,21,77,28,436	23,86,14,85,760
ii) Employee benefits expense	21	5,63,90,190	4,59,68,114
iii) Finance costs	22	5,34,93,68,408	4,01,12,49,897
iv) Depreciation and amortisation expense	9	12,58,67,987	11,82,24,463
v) Other expenses	23	68,20,08,046	48,83,10,970
Total expenses (II)		51,43,13,63,067	28,52,52,39,204
III. Profit / (Loss) (I- II)		(3,34,61,03,349)	(2,12,03,72,512)
Prior Period Item	24	(2,09,53,219)	40,94,05,886
Profit / (Loss) after prior period item		(3,36,70,56,568)	(1,71,09,66,626)
IV. Tax expense:			
(1) Current tax		-	-
(2) Tax for Earlier years	33	(80,32,810)	-
(3) Deferred tax(Expense)/Income	11	(2,28,84,402)	-
Less : Statutory contribution from GoK under Corpus fund utilised to meet the net loss (deficit from operations)for the year in P& L account transferred		3,39,79,73,780	1,71,09,66,626
V. Net Profit / (Loss) for the Year		-	-

Notes forming part of financial statements **I, II & 1-36**
The accompanying notes form an integral part of the financial statements

AUDITORS' REPORT

As per our report of even date attached

For KERALA INFRASTRUCTURE INVESTMENT FUND BOARD

for Varma & Varma
Chartered Accountants
FRN.004532S

Dr.K.M.ABRAHAM(CFA)
FUND MANAGER

C.G Pankajakshan
(Partner)
M.No. 020512

Thiruvananthapuram
Date :

Kerala Infrastructure Investment Fund Board
2nd Floor, Felicity Square, MG Road, Statue, Trivandrum 695 001
Cash Flow Statement for the year ended 31.03.2021

Particulars	Amounts in Rs.	
	For the year ended 31.03.2021	For the year ended 31.03.2020
A. Cash flow from operating activities		
Profit before income tax	(3,36,70,56,568)	(1,71,09,66,626)
Adjustments for:		
Depreciation and amortisation expense	12,58,67,987	11,82,24,463
Interest income	(2,86,71,22,641)	(2,51,66,07,911)
Finance Cost	5,34,93,68,408	4,01,12,49,897
Operating profit / (loss) before working capital changes	(75,89,42,814)	(9,81,00,177)
Changes in working capital:		
Adjustments for (increase) / Decrease in operating assets:		
Current investments	-	(3,00,00,00,000)
Loans and Advances	22,84,725	(4,23,68,570)
Financial assistance made to Revenue Generating Projects	(11,54,89,50,094)	(8,41,19,69,552)
Other Non Current and Current Assets	33,48,40,933	(1,44,30,41,178)
Adjustments for increase / (Decrease) in operating liabilities:		
Other Current Liabilities	45,37,03,012	7,31,04,312
Net Changes in working capital:	(11,51,70,64,238)	(12,92,23,75,164)
Cash flow from exceptional items	-	-
Cash generated from operations	(11,51,70,64,238)	(12,92,23,75,164)
Net income tax (paid) / refunds	(15,21,80,813)	(38,62,75,036)
Net cash from/ (used in) operating activities (A)	(11,66,92,45,051)	(13,30,86,50,200)
B. Cash flow from investing activities		
Purchase of PPE (including changes in CWIP)	(3,88,87,106)	(34,02,00,341)
(Purchase)/ disposal proceeds of Investments	(66,94,940)	(50,000)
Interest income received	1,45,63,91,695	1,90,92,48,011
Net cash from/ (used in) investing activities (B)	1,41,08,09,649	1,56,89,97,670
C. Cash flow from financing activities		
Loans from :-		
(i) Banks and Financial Institutions (Net)	25,57,15,39,458	22,51,47,58,662
(ii) Bonds	2,39,89,00,000	1,14,66,00,000
(ii) Pravasi Dividend Scheme	1,23,76,56,860	56,58,00,000
Statutory contribution from GoK	21,72,85,50,000	22,00,00,00,000
CSR and PTA fund	41,24,88,064	-
Recoupment by way of Statutory contribution from Govt of Kerala from Corpus Fund for direct project cost (other than NABARD)	(44,56,93,64,196)	(22,95,59,80,479)
Interest received during the period from Deposits made out of corpus fund	1,42,80,41,956	2,04,75,17,608
Finance cost paid	(5,15,03,61,649)	(3,98,64,84,214)
Fund utilised for Nabard Projects	(64,83,64,240)	(90,55,05,281)
Net cash from/ (used in) financing activities (C)	2,40,90,86,253	20,42,67,06,296
Net increase (decrease) in cash and cash equivalents (A+B+C)	(7,84,93,49,149)	8,68,70,53,766
Cash and cash equivalents at the beginning of the financial year	80,83,55,04,104	72,14,84,50,338
Cash and cash equivalents at end of the year	72,98,61,54,955	80,83,55,04,104
Notes:		
1. The above cash flow statement has been prepared under indirect method prescribed in AS 3 "Cash Flow Statements".		
2. Components of cash and cash equivalents		
Balances with banks		
Cash in Hand	5,654	10,000
Balance with Treasury	22,07,62,564	35,92,46,219
Term Deposits	24,18,31,54,878	43,91,10,11,664
Other deposit, savings and current accounts	23,59,80,04,015	11,58,10,08,377
Other Bank balance in Treasury Accounts	24,98,42,27,844	24,98,42,27,844
	72,98,61,54,955	80,83,55,04,104

Notes forming part of financial statements I, II & 1-36
The accompanying notes form an integral part of the financial statements

For KERALA INFRASTRUCTURE INVESTMENT FUND BOARD

Dr.K.M.ABRAHAM(CFA)
FUND MANAGER

AUDITORS' REPORT
As per our report of even date attached

for Varma & Varma
Chartered Accountants
FRN.004532S

Thiruvananthapuram
Date :

C.G Pankajakshan
(Partner)
M.No. 020512

Kerala Infrastructure Investment Fund Board
2nd Floor, Felicity Square, MG Road, Statue, Trivandrum 695 001
Notes To Financial Statements for the year ended 31st March, 2021

All amounts in Rs. except for specifically stated

NOTE-I

GENERAL INFORMATION

Kerala Infrastructure Investment Fund Board (KIIFB referred to as the Board) was established on 11.11.1999 under the Kerala Infrastructure Investment Fund Act 1999 (Act 4 of 2000) with the main objective of financing the investment in critical and large infrastructure projects in the State of Kerala. Comprehensive modification of the Act and Scheme has been made through an amendment Ordinance in August 2016. With new strategy and structure, the Board aims to dynamically mobilise funds for the infrastructure development of Kerala including major land acquisition needs of the State. The Board has recourse to the advanced financial instruments approved by SEBI / RBI and is expected to promote substantial development of sustainable infrastructure in the State.

The Board is a body corporate established under an Act of Government of Kerala (KIIFB ACT 1999) exclusively for undertaking sub-sovereign functions of financing the key infrastructure projects in the State of Kerala and all activities are done in pursuance of the above objective only.

The rupee denominated Masala Bond of the Board backed by the Guarantee of Govt of Kerala is listed in the London Stock Exchange and Singapore Stock Exchange.

NOTE-II

SIGNIFICANT ACCOUNTING POLICIES

A. BASIS OF PREPARATION OF FINANCIAL STATEMENTS

- a. The Financial Statements have been prepared under the historical cost convention, in accordance with the generally accepted accounting principles and Accounting Standard issued by Institute of Chartered Accountants of India.
- b. The Board follows Mercantile System of Accounting and recognizes significant items of income and expenditure on accrual basis, except to the extent otherwise stated in the notes.

B. USE OF ESTIMATES

The preparation of financial statements in conformity with Indian GAAP requires judgements, estimates and assumptions to be made that affect the reported amount of assets and liabilities, disclosure of contingent liabilities on the date of the financial statements and the reported amount of revenues and expenses during the reporting period.

C. PROPERTY, PLANT AND EQUIPMENT

(a) Tangible Assets: The Gross carrying amount of Property, Plant & Equipment have been accounted on cost model, and cost comprises of purchase price, duties, levies and any direct attributable costs of bringing the assets to its working condition for the intended use.

Depreciation: Depreciation has been provided on Written down Value Method at the rates prescribed in appendix to the Income Tax Rules.

(b) Intangible Asset

Intangible Assets are recorded at the cost of acquisition of such assets and are carried at cost less accumulated amortisation and impairment, if any.

Amortisation: Amortisation has been provided for on Written down Value Method on assets (other than masala bond expenses and issue expense for KSFE) at the rates prescribed in appendix to the Income Tax Rules. In respect of expenditure incurred towards issuance of Masala Bond and expenditure towards issue for KSFE Bond, the same is amortised over a period 5 years being the period during which the benefits are expected to materialise.

D. PRIOR PERIOD ADJUSTMENTS

As per AS 5 "Net profit or Loss for the period, Prior Period Items and Changes in Accounting Policies",

- (i) Prior period adjustments represent entries for correction of errors or omissions and as such are shown separately in the Notes annexed to and forming part of Accounts.
- (ii) Extra-ordinary items are those material adjustments necessitated by circumstances which though related to prior periods are determined in the current period and as such are shown separately in the Notes annexed to and forming part of Accounts.

E. REVENUE RECOGNITION

In line with the prescriptions in AS 9 on **Revenue Recognition**", revenue is recognised only when it can be reliably measured and it is reasonable to expect ultimate collection as per the assessment of the management.

Interest income on fixed deposits is recognised proportionately based on periods for which amounts are outstanding and the interest rate applicable.

Interest generated from the investments made out of the corpus funds received are credited to the corpus fund as such interest is to be mandatorily used for the objectives of the Act and hence forms a part of statutory contribution accounted under Corpus Fund.

Interest income on loans granted for revenue generating projects is recognised on accrual basis as per the terms of the loan agreement, wherever such agreements have been entered into. In case of loans granted for which the loan agreement is pending to be executed, interest is recognised on accrual basis at rates as per comparable loan agreements entered into with other parties as per the estimate of the management or at the interest rates agreed upon at the time of sanction of loan as the case may be.

F. CORPUS FUND- Revenue Recognition and Accounting of Utilisation

The initial corpus fund representing capital investment of State Government in the Board comprises initial corpus received vide Government order.

The revolving/ corpus funds represents the funds received every year from Government of Kerala as part of statutory contribution provided for in the State budget under financial support for infrastructure development as stated in Section 3(1A) r.w.s Section 7 of KIIFB Act, 2016 towards the objectives based on resolution of the general body (the Board). The amounts utilised towards direct cost of projects are recouped from the revolving/ corpus Fund for the year and amount so utilised are shown as contra item in the P&L a/c to reflect the activities undertaken to meet the objectives as per the Act.

G. INVESTMENTS

As per AS 13 "**Accounting for Investments**", Current Investments are carried at the lower of cost or quoted / fair value, computed category-wise. Long-term investments are stated at cost. Provision for diminution in the value of long-term investments is made only if such decline is other than temporary. Investments that are readily realisable and intended to be held for not more than 12 months from the date of acquisition are classified as current investment. All other investments are classified as non-current investments.

H. BORROWING COST

As per AS 16 "**Borrowing Costs**", Borrowing costs that are attributable to the acquisition or construction of qualifying assets are capitalised as part of the cost of such assets. A qualifying asset is one that takes necessarily substantial period of time to get ready for intended use. All other borrowing costs are charged to the Statement of Profit and Loss.

I. INCOME RECOGNITION AND ASSET CLASSIFICATION NORMS

Amounts shown under long term loans represents finance assistance to revenue generating projects. Loans are classified as performing and non-performing and provision for non-performing assets is made in accordance with the Income Recognition and Asset Classification (IRAC) norms applicable to financial institutions as a matter of prudence. Interest Income on non performing assets is recognised on cash basis only. Loan assets are classified as non performing in cases where instalments of loan and interest is overdue for more than 90 days. Being entity engaged in long term financing of infrastructural projects, adhoc provision is not made on standard assets.

J. ACCOUNTING FOR TAXES ON INCOME

Income Tax is accounted in accordance with Accounting Standard on Accounting for Taxes on Income (AS-22), which include Current Taxes and Deferred Taxes. Provision for Current Tax is made in accordance with the provisions of The Income Tax Act, 1961. Deferred Tax assets/ liabilities representing timing differences between accounting income and taxable income are recognized to the extent considered capable of being reversed in subsequent years by applying tax rate substantively enacted as at the end of the year. Deferred tax assets are recognised only to the extent there is reasonable certainty that sufficient future taxable income will be available, except that Deferred Tax Assets arising due to unabsorbed depreciation and losses are recognised if there is a virtual certainty that sufficient future taxable income will be available to realise the same.

K. CASH FLOW STATEMENT

Cash flows from operating activities are prepared using the indirect method, whereby net profit or loss is adjusted for the effects of transactions of a non-cash nature, any deferrals or accruals of past or future operating cash receipts or payments, and items of income or expense associated with investing or financing cash flows.

L. PROVISION, CONTINGENT LIABILITIES AND CONTINGENT ASSETS

As per AS 29 "Provisions, Contingent Liabilities and Contingent Assets", Provisions are recognised when the Board has a present obligation as a result of a past event, for which it is probable that a cash outflow will be required and a reliable estimate can be made of the amount of the obligation. Provisions are not discounted to its present value and are determined based on management estimate required to settle the obligation at the Balance Sheet date. These are reviewed at each Balance Sheet date and adjusted to reflect the correct management estimates. Contingent Liabilities are not recognised but are disclosed in notes. Contingent Assets are neither recognised nor disclosed in the financial statements.

M. EMPLOYEE BENEFITS

Provision of AS 15 "Employee Benefits", has been considered while Preparation of Financial Statements

- (i) Short Term Employee Benefits - All employee benefits payable wholly within twelve months of rendering the service are classified as short-term employee benefits and recognized in the period in which the employee renders the related service.
- (ii) Defined contribution plan and Defined benefit plan - The Board does not have any defined contribution plan and defined benefit plan as detailed in Note No 21.1 to the financial statements.

Note - 1

Share Capital	As at 31.03.2021	As at 31.03.2020
Fund from Contingency Fund of Government of Kerala		

Opening Balance	-	75,00,000
Less : Transferred to Corpus Fund	-	(75,00,000)
Closing Balance	-	-

Note - 2

Reserves & Surplus	As at 31.03.2021	As at 31.03.2020
Opening Balance		4,21,94,213
Add : Profit for the year	-	-
Less : Additional income tax for the year 2017-18	-	-
Add : Deferred tax asset/ (liability) till 31.03.2018	-	-
Deferred tax asset reversed		
Less :	-	(4,66,40,941)
Less : Transferred to Corpus Fund	-	44,46,728
Closing Balance	-	-

2.1 Balance in Reserves and Surplus is transferred to Corpus fund as per 39th General body decision during the P.Y. 2019-20.

Note -3

Initial Corpus Fund	As at 31.03.2021	As at 31.03.2020
Initial corpus fund for Major Infrastructural Development Projects	24,98,42,27,844	24,98,42,27,844
	24,98,42,27,844	24,98,42,27,844

- 3.1 The initial Corpus fund of Rs 24,98,42,27,844/- represents fund received towards initial corpus fund for Major Infrastructural Development Projects as per GoK Govt. Orders - G.O (Ms) No 16/2016/Plg. dated 30.03.2016 and G.O (Ms) No 18/2017/Plg. dated 30.03.2017. The amount is kept separately in government treasury account, on interest free basis.

Note - 4

Corpus Fund - Revolving

	As at 31.03.2021	As at 31.03.2020
A. Fund from Contingency Fund of Government of Kerala	75,00,000	75,00,000
Total -(A)	75,00,000	75,00,000
B. Corpus fund by way of statutory contribution from GoK		
Opening Balance	59,13,25,70,780	35,08,94,99,900
Add: Statutory contribution received during the year	21,72,85,50,000	22,00,00,00,000
Add: Allotment of funds under LAC-ADS	40,41,00,000	-
Add: Allotment of funds under PTA & CSR Fund	83,88,064	-
Add : Interest received during the period from Deposits made out of corpus fund (Refer Note 4.2)	1,42,80,41,956	2,04,75,17,608
Add : Transfer from Reserve & Surplus Account	-	(44,46,728)
Closing Balance of funds available for utilisation	82,70,16,50,800	59,13,25,70,780
Utilisation of Corpus Fund		
i) Funds Utilised for financing of direct project cost as at year end (see Note 4.4 below)	(80,46,40,39,797)	(35,24,63,11,360)
ii) Fund Utilised for financial assistance by way of long term loans to revenue generating projects as at year end (see Note 4.5 below)	(23,69,28,03,795)	(12,14,38,53,701)
iii) Deficit from operations in P & L a/c recouped (see Note 4.6 below)	(5,10,89,40,406)	(1,71,09,66,626)
Total-(B)	(26,56,41,33,197)	10,03,14,39,093
C. Reserve for financial assistance to revenue generating projects		
Financial assistance for revenue generating projects adjusted as per contra	23,69,28,03,795	12,14,38,53,701
Total-(C)	23,69,28,03,795	12,14,38,53,701
Total (A)+(B)+(C)	(2,86,38,29,402)	22,18,27,92,794
Less: Transferred to statutory contribution receivable from GoK	(2,86,38,29,402)	-
	-	22,18,27,92,794
4.1 The corpus fund represents capital investment of State Government in the Board to meet its long term/short term capital requirements for financing the infrastructure projects in the State as per the objectives in the KIIFB Act, 1999 as amended by amendment act of 2016. The revolving/ corpus funds are received on an annual basis towards financial support for Infrastructure Development by way of statutory contribution being share of KIIFB from Cess on petrol and share of KIIFB from Motor Vehicle Tax as per KIIFB Act.		
4.2 Interest generated from the investments made out of the corpus funds received are credited to the corpus fund as such interest is to be mandatorily used for the objectives of the Act and hence forms a part of statutory contribution accounted under Corpus Fund. Such interest amounting to Rs. 1,42,80,41,956/- relating to deposits made out of statutory contribution has been determined prorata in the proportion of cash inflow from statutory contribution and fresh loans received as per the cash flow statement.		
4.3 The net loss in Profit and Loss account for the year of Rs. 3,39,79,73,780/- representing utilisation of Corpus Fund for meeting the expenses in relation to the administration of the fund has been recouped from the Corpus Fund by transferring an amount equal to the net loss for the year from operations from Corpus Fund to P&L a/c.		

4.4

Particulars of Fund Utilised out of Corpus Fund / Statutory contribution for direct project cost		
	As at 31.03.2021	As at 31.03.2020
Opening Balance	35,24,63,11,360	10,38,13,01,646
Add : Transfer from opening balance of NABARD Projects asset shown as recoverable in earlier years	-	1,00,35,23,954
Add: Utilised during the year for financing of direct project cost (See Note 20)	45,21,77,28,436	23,86,14,85,760
Closing Balance	80,46,40,39,797	35,24,63,11,360

4.4.1

The Board received an amount of Rs.565,00,00,000/- as loan funds sanctioned by NABARD under NIDA assistance scheme during the preceding years for development of 16 roads in 4 districts of Kerala. Out of the above loan funds, an amount of Rs.255,73,93,475 /- has been incurred towards the project cost upto the year end and have been set off against statutory contribution since the repayment of the loan would be made out of statutory contribution as per agreed repayment schedule.

4.5

Particulars of Fund Utilised out of Corpus Fund / statutory contribution for financial assistance to revenue generating projects		
	As at 31.03.2021	As at 31.03.2020
Opening Balance	12,14,38,53,701	3,73,18,84,149
Add : Financial assistance given during the year	11,54,89,50,094	8,41,19,69,552
Closing Balance	23,69,28,03,795	12,14,38,53,701

4.6

Deficit in operations in P & L a/c recouped		
Accumulated deficit as at beginning of the year	(1,71,09,66,626)	-
Current Year profit/(Loss)	(3,39,79,73,780)	(1,71,09,66,626)
Closing Balance	(5,10,89,40,406)	(1,71,09,66,626)

Note -5

Long Term Borrowings		As at 31.03.2021	As at 31.03.2020
Unsecured Loans			
(a) KSFE Pravasi Bond (Note 5.1)		3,60,31,80,000	1,20,42,80,000
(b) Masala Bond (Note 5.2)		21,50,00,00,000	21,50,00,00,000
(c) KNRKWB under Pravasi dividend scheme (Note 5.3)		1,80,34,56,860	56,58,00,000
(d) Loan From Banks and Financial Institutions (Note 5.3)			
i. Loan From NABARD		4,88,18,00,000	5,45,62,00,000
ii. Loan From SBI		10,00,00,00,000	8,00,00,00,000
iii. Loan From Union Bank		7,39,58,33,333	6,50,00,00,000
iv. Loan From Indian Bank		4,91,60,00,000	5,00,00,00,000
v. Loan From Canara Bank		2,01,32,49,315	2,00,00,00,000
Total A		56,11,35,19,508	50,22,62,80,000
Less: Current Maturity of loan shown under Other Current Liabilities:			
i. Loan From NABARD		57,44,00,000	57,44,00,000
ii. Loan From Union Bank		63,75,00,000	5,20,83,333
iii. Loan From Indian Bank		50,40,00,000	8,33,33,333
iv. Loan from SBI		1,25,00,00,000	-
v. Loan from Canara Bank		10,00,00,000	-
Total B		3,06,59,00,000	70,98,16,666
Total (A-B)		53,04,76,19,508	49,51,64,63,334

Note -5.1**KSFE Pravasi Bond**

KIIFB had issued Security Bonds & Deposit Bonds to KSFE Ltd. Security bonds carry the interest rate of that for FDs (of similar tenure) at Government Treasury prevailed during the time of issue of the Bonds and the rate offered by Deposit Bond is 0.10% higher than Security bond. Exclusive Government orders are also been issued in this regard. These bonds are also backed by the Guarantee of the State to the extent of Bond Outstanding.

Note -5.2**Masala Bond @ 9.723%**

KIIFB had raised an amount of Rs. 2150 crore through overseas Rupee denominated Bond offering (Masala Bond) with the due approval of Reserve Bank of India as required under Foreign exchange management Act 1999 in the year 2018-19. The Board has also ensured compliance with approvals or permissions, if any required from other regulatory authority or Government under other relevant laws /regulations as stated in the letter of RBI in due consultation with eminent jurist and legal expert. These 5 year tenure bonds were issued at a coupon rate of 9.723% p.a. The interest has to be serviced on semi-annual basis and the principal amount at the end of the Bond period. This bond offering is also backed by sovereign guarantee for the repayment of its interest and principal amount by the Government of Kerala.

Note -5.3**Loan From Banks and Financial Institution and other lenders**

- i. KIIFB has availed Loan from various Public Sector Banks and Financial Institution duly backed by Guarantee of Government of Kerala as mandated by the KIIF Act, 1999 and subsequent amendment Act of 2016 passed by the Legislature. Also, specific Government Orders regarding these Guarantees have also been issued. There is no tangible security for the loans. Except in the case of Loan from Kerala Non Residents Keralites' Welfare Board (KNRKWB) under Pravasi dividend scheme, all other loans are guaranteed by GoK.

- ii. The details of the term loans and the terms of repayment are as follows:

Sl No	Name of lender	Sanction Date	Amount Sanctioned (in INR Crores)	Tenure and Interest Rate (%)	Repayment Terms
1	State Bank of India	15-12-2018	1000	10 Years with 2 years moratorium Interest Rate of 7.7%	In 32 equal quarterly instalments of Term Loan availed within 18 months of first disbursement and commencing after a moratorium of 24 months from the date of first disbursement.
2	Indian Bank	19-12-2018	500	12 Years with 2 years moratorium Interest Rate of 7.7%	Repayable in 120 monthly instalments of Rs.4.20 Crore each besides interest charged on monthly rests after an initial holiday period of 2 years. Interest to be serviced as and when debited including during holiday period. Total door to door tenure is 12 years.

3	Union Bank of India	15-02-2020	250	10 Years with 2 years moratorium Interest Rate of 7.5%	The Term loan to be repaid in 120 equal monthly instalments after initial moratorium of 2 years. In the initial moratorium interest has to be serviced as and when due whether debited or not.
		29-12-2018	500	10 Years with 2 years moratorium Interest Rate of 7.45%	The Term loan to be repaid in 96 equal instalments after initial moratorium of 2 years. In the initial moratorium interest has to be serviced every month.
4	NABARD	24-03-2017	200.8	12 Years including 2 Years moratorium Interest Rate of 9%	12 Years including 2 Years moratorium. Principal to be repaid in 40 quarters.
			364.2	12 Years including 2 Years moratorium Interest Rate of 8.8%	
5	Canara Bank	29-08-2019	200	10 Years with 2 years moratorium Interest Rate of 7.8%	The Term loan to be repaid in 40 equal quarterly instalments after initial moratorium of 2 years. In the initial moratorium interest has to be serviced every month.
6	KNRKWB under Pravasi dividend scheme	19-12-2019	56.58	3 Years Interest Rate of 9%	The repayment commences after 3 years from date of disbursement.

Note-6

Other Long term liabilities

Interest Accrued on Loan From KNRKWB under Pravasi dividend scheme

As at 31.03.2021	As at 31.03.2020
12,32,48,223	66,01,636
12,32,48,223	66,01,636

Note- 7

Short Term Borrowings

Secured, Repayable on Demand

Overdraft from Banks

(on the security by Lien on Fixed Deposits)

As at 31.03.2021	As at 31.03.2020
28,39,61,83,969	5,07,53,27,159
28,39,61,83,969	5,07,53,27,159

7.1 Name of the Bank

Bank of Baroda
Union Bank of India
Canara Bank
Indian Bank
Axis Bank
HDFC Bank

Amount outstanding	Amount outstanding
-	1,38,00,00,000
3,33,00,50,478	3,69,53,27,159
19,29,88,01,578	-
60,01,82,219	-
3,38,70,04,924	-
1,78,01,44,770	-
28,39,61,83,969	5,07,53,27,159

Note-8**Other Current Liabilities**

	As at 31.03.2021	As at 31.03.2020
Current maturity of long term borrowing :		
i. Loan From NABARD	57,44,00,000	57,44,00,000
ii. Loan From Union Bank	63,75,00,000	5,20,83,333
iii. Loan From Indian Bank	50,40,00,000	8,33,33,333
iv. Loan from SBI	1,25,00,00,000	-
v. Loan from Canara Bank	10,00,00,000	-
Sundry Creditors for Expenses (Note 8.1 and 8.2)	38,82,03,532	5,79,45,435
Guarantee Commission Payable	40,78,27,721	37,24,86,887
Statutory Liabilities	3,65,55,808	1,07,14,076
Interest on Masala Bond Payable	1,71,81,740	1,71,81,740
Interest on KSFE Bond Payable	6,30,82,365	1,89,54,026
Interest on Term Loan Payable	9,76,03,182	-
Interest on OD payable	28,91,000	-
Total	4,07,92,45,348	1,18,70,98,830

8.1 Sundry creditors for expenses does not include bills raised by Rail India Technical and Economic Services (RITES) for work done up to 31/03/2021 amounting to Rs. 4,27,21,265 which are pending to be approved by the Board. (Details disclosed in Note 28 relating to claims not acknowledged as debt).

8.2 Sundry creditors for expense include an amount of Rs. 4,68,35,097 which are subject to confirmation/reconciliation and adjustment if any, required will be done in succeeding year on reconciliation

Note - 9**Written down balance of Property, Plant and Equipment**

	As at 31.03.2021	As at 31.03.2020
Tangible assets	5,57,12,391	4,88,90,167
Intangible assets	33,61,49,986	42,99,53,090
Total	39,18,62,376	47,88,43,257

* Refer Note -9 Property, Plant and Equipment and Depreciation statement

Note-10**Non-current investments**

	As at 31.03.2021	As at 31.03.2020
Investment in Kerala Infrastructure Fund Management Limited (unquoted)	1,00,50,000	1,00,50,000
Shares Pending Allotment- Kerala Infrastructure Fund Management Limited	66,94,940	-
Total	1,67,44,940	1,00,50,000

10.1 Kerala Infrastructure Fund Management Limited is a Company formed under Companies Act, 2013 formed with main objective of Fund Management services. The additional shares of 6,69,494 at Rs. 10 each amounting to Rs.66,94,940 subscribed during the year was pending to be allotted as on 31.03.2021. The allotment was completed subsequently on 07-04-2021.

Note-11**Deferred Tax Asset****Particulars**

	As at 31.03.2021	As at 31.03.2020
Opening Balance	-	4,66,40,941
Add : Deferred Tax Asset \ (Liability) for the year	(2,28,84,402)	-
Less : Reversal/ write off of deferred tax asset by transfer to Corpus Fund	-	(4,66,40,941)
Closing Deferred Tax Asset /(liability)	(2,28,84,402)	-

Components of Deferred Tax**Deferred Tax Liability : A**

	As at 31.03.2021	As at 31.03.2020
On ICDS adjustment on revenue recognition	57,86,72,166	-
On excess of net book value over Income Tax Written Down Value of Property, Plant & Equipment	7,17,58,886	-
	65,04,31,052	-
Deferred Tax Asset : B	62,75,46,650	-
Net Deferred tax liability (A-B)	2,28,84,402	-

Note-12**Long Term Loans & Advances
(Unsecured considered good)**

	As at 31.03.2021	As at 31.03.2020
Financial assistance made to Revenue Generating Projects	23,28,15,98,143	12,14,38,53,701
(contra by credit to Financial assistance Reserve for revenue)		
Total	23,28,15,98,143	12,14,38,53,701

12.1 All the above balances are standard assets as at the Balance Sheet Date as loans have not fallen due for payment. There is also moratorium for payment of interest on the above.

Note- 13**Other Non Current Assets**

	As at 31.03.2021	As at 31.03.2020
Project spending towards NABARD Projects	-	1,00,35,23,954
Less : Transfer to funds utilised	-	(1,00,35,23,954)
TDS paid for AY 2020-21 (Pending Assessment)	30,64,80,680	39,38,97,781
TDS Credit (A.Y. 2021-22) (Refer Note 30)	23,15,65,104	-
Accrued Interest on Loans for projects	2,37,88,61,402	1,01,69,00,574
Total	2,91,69,07,186	1,41,07,98,355

Note -14**Current Investments at cost**

	As at 31.03.2021	As at 31.03.2020
SBI Mutual Funds	6,00,00,00,000	6,00,00,00,000
Total	6,00,00,00,000	6,00,00,00,000

14.1 Net Asset Value as at year end is : Rs 663,06,82,439/- (PY : Rs 620,72,77,428/-)

Note -15**Cash and Cash Equivalents**

	As at 31.03.2021	As at 31.03.2020
Cash on Hand	5,654	10,000
Balance with Treasury	22,07,62,564	35,92,46,219
Balance with Banks		
in Term Deposits	24,18,31,54,878	43,91,10,11,664
in Sweep Accounts	23,04,99,36,658	9,77,13,23,666
in Savings account and current account	54,80,67,357	1,80,96,84,711
	48,00,19,27,111	55,85,12,76,260
Other bank balance		
Balance with Treasury (Refer Note 15.1)	24,98,42,27,844	24,98,42,27,844
Total	72,98,61,54,955	80,83,55,04,104

15.1 Other bank balance represents initial Corpus fund of Rs 24,98,42,27,844/- kept separately in government treasury account.

Note-16**Short Term Loans and Advances**

	As at 31.03.2021	As at 31.03.2020
Deposits	50,61,226	43,62,426
Advances and other Receivables (refer note 16.1 & 16.2)	6,84,75,594	7,14,59,119
Current maturity of Financial assistance made to Revenue Generating Projects (contra by credit to Financial assistance Reserve for revenue)	41,12,05,652	-

Total

48,47,42,472	7,58,21,545
---------------------	--------------------

16.1 Advance and other receivables include an amount of Rs.1,19,99,473 receivable from SPV (Kerala Road Fund Board) for the purchase of vehicle. As per the GO Rt. No.4511/2020/fin dated 06.08.2020 it was directed to recoup the said advance from the centage payable to SPV. The same is pending to be adjusted as at the year end since the centage claim has not raised so far by the SPV. The testing equipments, which is to be provided with vehicles amounting to Rs.2,69,24,123 which have been already handed over and being used by SPV, are yet to be written off to the individual project cost at this stage, since the order for procurement of items is pending to be executed in full and final decision on allocation of cost to the respective projects can be taken only after the same. The same is now shown under advances and receivables, pending decision of the management to allocate to the respective projects for which the above vehicles have been procured and allotted for use.

16.2 Balance in advances and receivable includes an amount of Rs.1,40,61,748/- due from vendors for goods/services which is subject to reconciliation which includes an amount of Rs.1,40,19,729/- outstanding for more than one year.

Note-17

Other Current Assets	As at 31.03.2021	As at 31.03.2020
Prepaid Expenses	29,37,473	10,27,050
Accrued Interest on Deposits	1,65,98,62,229	1,99,66,13,585
Current maturity of Accrued Interest on Loans for projects	4,87,70,117	-
Total	1,71,15,69,819	1,99,76,40,635

Note-18

Interest income from deposits and investments	For the year ended 31.03.2021	For the year ended 31.03.2020
Interest earned during the year(refer note 27)	2,88,44,33,651	3,95,67,65,619
Less : Interest received during the period from Deposits made out of corpus fund	(1,42,80,41,956)	(2,04,75,17,608)
	1,45,63,91,695	1,90,92,48,011

Note-19

Other income	For the year ended 31.03.2021	For the year ended 31.03.2020
Interest on IT Refund	-	1,04,632
Income received under Asian Bond Grant Scheme from Monetary Authority of Singapore for Masala Bond	-	2,04,13,837
Other Income	4,08,641	62,54,553
Total	4,08,641	2,67,73,022

Note - 20

Financing of direct cost of projects -Out of Corpus Fund	For the year ended 31.03.2021	For the year ended 31.03.2020
General Education	2,89,39,35,918	8,77,71,10,402
Public Works	33,20,31,60,268	7,19,99,17,678
Water Resources	2,89,61,63,120	2,49,41,25,410
Medical	1,17,85,57,982	1,09,66,70,107
Other Projects	2,46,38,34,450	1,31,49,05,651
NABARD Project	64,83,64,240	90,55,05,281
Centage/ Additional Centage	1,24,89,99,544	2,07,32,51,231
Allocation of Expenses towards Projects	68,47,12,914	-
	45,21,77,28,436	23,86,14,85,760

20.1 Centage/ additional centage charges to SPVs are accounted based on claims received. The centage charges are paid as a percentage of project cost to SPVs as per Government order. The liability for centage is recognized based on claims submitted through invoices after proper verification and authentications by the management. Centages payable to SPV as per Government Order is consistently accounted for on cash basis and in line with the above, payable as at 31.03.2021 represented by claims by way of invoices received upto 31.03.2021 amounting to Rs. 14,10,89,386 has not provided for as at the close of the year. Since the expenses is allocated to project costs, which is shown as a contra item in P & L a/c, this has no effect on the working results for the year (Previous Year Rs.4,56,40,274).

20.2 Expenses towards Projects includes expenses directly attributable to projects such as Technical Resource Centre expenditure, Detailed Project Report support services, Independent quality audit & design review charges, Land Acquisition unit expenses and Centage /additional centage charges which are allocated to cost of projects. However, TRC, Detailed Project Report support services, Independent quality audit & design review charges, land acquisition and centage charges aggregating to Rs. 1,62,95,16,086/- are pending to be allocated to individual projects as at 31.03.2021.

20.3 Allocation of Expenses towards projects as above includes an amount of Rs 30,41,96,373 being Media cost expenses by way of advertisement and publicity and inaugural expenses incurred during the year directly relatable to various individual projects as identified by the management and duly approved by the Governing body of the Board.

Note-21

Employee Benefit Expenses	For the year ended 31.03.2021	For the year ended 31.03.2020
Salary, Wages & Allowances	5,31,23,853	3,98,60,510
Employers Contribution to various Fund	6,90,969	4,68,989
Other Employee Expenses	25,75,368	56,38,615
Total	5,63,90,190	4,59,68,114

21.1 The employees in KIIFB working on contract basis do not come under the purview of the Central Provident Fund and Gratuity rules for compulsory remittance of PF and Gratuity contributions as the eligible number of such employees are less than 10. Other than through cadre posts, deputation or direct contract, KIIFB has an arrangement for obtaining necessary outsourced services through CMD. Hence the provisions of the CPF and Gratuity Act/Rules are currently not applicable to KIIFB.

Note-22

Finance Cost

	For the year ended 31.03.2021	For the year ended 31.03.2020
Guarantee Commission (GOK)	40,78,28,081	37,23,52,099
Interest on Loan from Banks and Financial Institution	2,52,65,86,002	1,48,59,10,015
Interest on Masala Bond	2,09,04,79,700	2,09,24,92,732
Interest on KSFE Bond	19,35,97,901	4,43,71,618
Other Interest and Finance Charge	13,08,76,724	1,61,23,433
Total	5,34,93,68,408	4,01,12,49,897

Note-23

Other Expenses

	For the year ended 31.03.2021	For the year ended 31.03.2020
Technical & Consultancy Charges *	10,82,50,974	15,53,07,994
Professional Fee	1,55,52,799	1,43,13,803
Promotional Expenses (Refer Note 23.1)	42,37,50,172	25,33,29,147
Meeting and Conference Expense	10,15,018	21,87,745
Repairs and Maintenance	15,91,624	1,90,261
Electricity & Water Charges	5,79,978	6,03,861
Rent and Utility Charges	1,57,22,932	1,24,77,840
Telephone & Internet Charges	3,61,387	1,65,979
Vehicle Hire Charges	84,79,658	60,65,331
Technical Resource Centre Expenses *	-	3,30,09,017
Printing and Stationery	17,74,977	22,52,165
Miscellaneous Expense	32,84,208	36,31,986
Payments to the auditor (Refer Note 23.3 below)	10,26,500	6,00,000
Software Charges	1,77,98,990	41,15,841
KSFE Software maintenance Charges	8,28,18,829	-
Membership and Subscription Fee	-	60,000
Total	68,20,08,046	48,83,10,970

* Technical Resource Centre Expenses and certain nature of technical and consultancy charges which are directly attributable to project cost are classified and accounted under Financing of direct cost of projects - Out of Corpus Fund.

23.1 During the year the Board has incurred promotional expenses amounting to Rs 44,23,72,112 in the course of administration of fund for building up public awareness about KIIFB's Projects based on powers vested on it under KIIFB Act 1999 as amended by amendment Act of 2016 which has been duly approved by the Governing Body of the Board including excess expenses of Rs.31,76,246 incurred over budget provision made. The details of promotional expenditure incurred during the year debited to P&L a/c is as under.

Amount in Rs.

Sl.No	Nature of Expenditure	2020-21	2019-20
1	Kerala Nirmithi Program	80,08,898	13,60,72,529
2	TV ad programmes, Newspaper ads, Railway Jingles and digital	32,17,29,468	6,20,78,214
3	Social Media activities	9,53,49,133	4,53,24,043
4	Advertisement in publications ,pull outs ,FM Radio & Others	1,72,84,613	98,54,361
	Net expenses charged in P&L(incl.prior period expenses in Note 24)	44,23,72,112	25,33,29,147

- 23.2 Further, other expenses incurred under various expenses heads includes an amount aggregating to Rs 9,92,17,000/- being the actual expenditure incurred in excess of the operational budget, which has been duly approved by the Board.

23.3 Details of Payments to the Auditor

Amount in Rs.

Particulars	For the year ended	For the year ended 31.03.2020
Statutory Audit fees	7,20,000	6,00,000
Tax Audit fees (including fee for previous year)	2,18,000	-
Other taxation services	88,500	-
Total	10,26,500	6,00,000

Note - 24

Prior Period Item

For the year ended
31.03.2021

For the year ended
31.03.2020

Prior Period Income -

Interest income from Project Loans

-

40,95,40,674

Prior Period Expenditure -

Advertisement & Promotion Expenses

1,86,21,940

Software Subscription and Manpower Cost

23,31,279

Guarantee Commission

-

1,34,788

Total

(2,09,53,219)

40,94,05,886

Note - 25

During the year, KIIFB had incurred an expenditure of Rs. 1,49,61,625 for development of software and Rs. 8,28,18,829 for maintenance, hosting and value adding charges. In accordance with the Memorandum of Agreement (MoA) entered into between KIIFB and KSFE, the parties shall enter into a separate agreement covering the terms of repayment of the expenses incurred by KIIFB towards development of the Pravasi Chitty software and incidental charges. According to the management, though the software is being used by KSFE, the ownership is vested with KIIFB and entire economic benefits of the scheme are shared by KIIFB also, as envisaged in MoA. Due to the on going development activity, the separate agreement for recovery is pending to be executed. At this stage, the cost for development of software is treated as intangible asset based on consideration of proposal by the Board and other maintenance, hosting and value adding charges are charged to P&L. The management of KIIFB did not agree with the audit observation of C&AG that the control of the software is with KSFE only, on a detailed consideration of the facts of the case.

Note - 26

The Board has put in place a system/process of computation of Asset Liability Management which is currently undergoing Beta Version test and is in the process of being further improved upon, tested and stabilised.

Note -27

Interest income on loans granted for revenue generating projects is recognised on accrual basis as per the terms of the loan agreement, wherever such agreements have been entered into. Such loan agreement are entered upon reaching 40% stage of disbursement as per the terms of the tripartite agreement between KIIFB, The SPV and the concerned Govt department. In case of loans granted for which the loan agreement is pending to be executed, interest is recognised on accrual basis at interest rates as per comparable loan agreements entered into with other parties or at the interest rates agreed upon at the time of sanction of loan, as the case may be, as per the estimate of the management. Such interest income recognised as per the management estimate is Rs. 85,76,20,484. On facts of the case, many of the projects financed with long gestation period are yet to commence as at the year end. As per the terms of the loan sanctioned the repayment of principal and interest commences on completion of moratorium period and it is not contingent on the project earning any revenue. There have been certain significant time overrun on some of the projects due to the impact of covid 19 but interest is payable on completion of moratorium period regardless of project completion or whether project is earning revenue or not.

Note - 28

Claims not acknowledged as Debt : M/s RITES, the consultant engaged during the year for independent quality review, design review and providing assistance in empanelment of supervision consultants has raised a total claim of Rs. 5,02,44,708 which is pending to be approved/accepted by the Board as on date and hence represent claims not acknowledged as debt by the board.

Note -29

Commitments - KIIFB sponsored the Kerala Infrastructure Fund (KIF) as AIF (Alternate Investment Fund) registered with SEBI in April 2019. As per SEBI regulations, the sponsor of the fund must commit a minimum of 2.5% or Rs. 5 crores of the fund size and maintain the said minimum amount as continuing interest of the sponsor towards sponsor's commitment, as required under Regulation 10(d) of the AIF regulations, during the term of the Fund. As per the draft PPM submitted to SEBI, the Fund size of KIF is indicated as Rs 3000 Cr (Rs. 1500 crore with green shoe option of Rs. 1500 crore). The 38th General Body has decided the capital commitment as 10% of the fund size subject to a maximum of 300 crores.

Note -30

Reconciliation of Form 26 AS (as per Income Tax Act, 1961) and Book of accounts - Reconciliation of Income and TDS credit as per Form 26AS with books of accounts is pending to be done since Form 26AS in the Income tax webportal is yet to be updated with the entries for the quarter ended 31.3.2021.

Note - 31

Income tax demand of Rs 1,12,57,446 was raised for AY 2018-19 under limited scrutiny assessment against which appeal has been filed. The demand amount of Rs 32,24,636 is on account of erroneous computation in the assessment order for which rectification has been filed and has not been paid or provided for in positive anticipation of a favourable order. The balance demand of Rs 80,32,810 has been paid and written off to Profit & Loss account though the matter has been contested on appeals before higher authorities on a due consideration of the grounds of appeal raised.

Note - 32**Related Party Disclosures in accordance with AS-18**

Name of the Related Party	Nature of relationship	For the year ended 31.03.2021	For the year ended 31.03.2020
Dr. K.M. Abraham, CFA, IAS	CEO and Member Secretary	39,60,000	37,15,250
Shri. Vikramjit Singh, IPS	Deputy Managing Director (w.e.f March 2020)	23,63,626	1,85,003
Shri. Satyajit Rajan, IAS	Additional CEO (w.e.f May 2021)	-	-
Kerala Infrastructure Fund Management Limited-Share application pending allotment	Associate company	66,94,940	-

Note - 33**Segment Reporting**

The Board is operating only in one segment in providing funds for investment for critical and large infrastructure projects in the State of Kerala and hence there are no other separate reportable business and geographical segment.

Note - 34

Impact of Covid - 19 on the Accounts - Serious disruptions to trade, business and industry have been caused by the adverse impact of Covid-19 pandemic from March 2020 onward and this is still continuing. Though there could be certain consequential delays in the financing and implementation of major infrastructure projects, being financed by the Board, on account of the above, this does not have any material impact in the financial position i.e., on the assets and liabilities position as at 31.03.2021, as per assessment of the management.

Note - 35

Internal Audit System / standard operating procedures - During the year 2020-21, there was no system of internal audit of transactions in the Board. However internal checks and inbuilt controls have been in force to effectively monitor and safeguard the best interests of the Board, including from a propriety angle. The Board has considered the need of internal audit and tendering process for appointment of Internal auditor is initiated during the year on the basis of risk based internal audit framework got prepared by a firm of chartered accountants. Standard operating procedures for carrying out transactional activities have also been prepared and duly approved by the board, which will be implemented in the year 2021-22.

Note -36

Previous year's figures have been regrouped / reclassified wherever necessary to correspond with the current year's classification / disclosure.

**For KERALA INFRASTRUCTURE INVESTMENT FUND
BOARD**

Dr.K.M.ABRAHAM(CFA)
FUND MANAGER
Thiruvananthapuram

AUDITORS' REPORT
As per our report of even date attached

for Varma & Varma
Chartered Accountants
FRN.004532S

Place : Thiruvananthapuram
Date :

C.G Pankajakshan
(Partner)
M.No.020512

Note 9

Property, Plant and Equipment and Depreciation Statement For the period 01-04-2020 to 31-03-2021

PARTICULARS		GROSS BLOCK						DEPRECIATION/AMORTISATION				NET BLOCK	
SL. No.	ITEM	As on 01.04.2020	Additions		Sale/Adjustment during the period	Total As on 31.03.2021	Rate %	As on 01.04.2020	For the Period	Sale/Adjustment during the period	Up to 31.03.21	WDV As On 31.03.2021	WDV As On 31.03.2020
			Before 01.10.2020	on/After 01.10.2020									
A	Tangible Asset												
1	Air Cooler (Previous Year)	5,430 (5,430)			-	5,430 (5,430)	10	5,404 (5,404)	3 (0.003)	-	5,407 (5,404)	23 (26)	26 (29)
2	Computer (Previous Year)	1,49,55,571 (98,93,744)	7,88,610 (7,65,114)	47,89,247 (42,96,713)	-	2,05,33,428 (1,49,55,571)	40	80,63,865 (49,01,632)	40,29,976 (31,62,233)	-	1,20,93,841 (80,63,865)	84,39,587 (68,91,706)	68,91,706 (49,92,112)
3	Communication Equipment (Previous Year)	3,77,559 (3,77,559)			-	3,77,559 (3,77,559)	40	3,06,858 (2,59,724)	28,280 (47,134)	-	3,35,138 (3,06,858)	42,421 (70,701)	70,701 (1,17,835)
4	Furniture & Fittings (Previous Year)	50,74,689 (28,06,219)	1,10,802 (20,63,932)	1,36,526 (2,04,538)	-	53,22,017 (50,74,689)	10	9,19,342 (4,69,000)	4,33,441 (4,50,342)	-	13,52,784 (9,19,342)	39,69,234 (41,55,347)	41,55,347 (23,37,218)
5	Photostat Machine (Previous Year)	1,72,409 (1,72,409)			-	1,72,409 (1,72,409)	40	1,39,593 (1,17,716)	13,126 (21,877)	-	1,52,720 (1,39,593)	19,689 (32,816)	32,816 (54,693)
6	Printer (Previous Year)	2,96,354 (2,96,354)	-	37,298	-	3,33,652 (2,96,354)	40	1,77,625 (98,472)	54,951 (79,153)	-	2,32,576 (1,77,625)	1,01,076 (1,18,729)	1,18,729 (1,97,882)
7	Plant & Machinery (Previous Year)	2,24,94,368 (80,06,059)	32,41,721	1,39,995 (1,44,88,309)	-	2,58,76,084 (2,24,94,368)	15	27,97,918 (6,00,454)	34,51,225 (21,97,464)	-	62,49,143 (27,97,918)	1,96,26,941 (1,96,96,450)	1,96,96,450 (74,05,605)
8	Electrical Equipment (Previous Year)	21,78,631 (4,81,096)	-	14,396	-	21,93,027 (21,78,631)	10	2,61,162 (48,110)	1,92,467 (2,13,052)	-	4,53,629 (2,61,162)	17,39,398 (19,17,469)	19,17,469 (4,32,986)
9	Vehicle (Previous Year)	69,61,005 (61,03,900)		(8,37,105)	-	69,61,005 (69,61,005)	15	13,68,992 (4,57,793)	8,38,802 (9,11,199)	-	22,07,794 (13,68,992)	47,53,211 (55,92,013)	55,92,013 (56,46,107)
10	Computer & Accessories (Previous Year)	38,32,909	1,45,404 (38,32,909)	88,91,204	-	1,28,69,517 (38,32,909)	40	15,33,164	27,56,301 (15,33,164)	-	42,89,464 (15,33,164)	85,80,053 (22,99,745)	22,99,745
11	Interior Decoration (Previous Year)	90,06,376 (34,12,586)	-	11,96,957 (55,93,790)	-	1,02,03,333 (90,06,376)	10	8,91,212 (3,00,293)	8,71,364 (5,90,919)	-	17,62,576 (8,91,212)	84,40,757 (81,15,164)	81,15,164 (31,12,293)
TOTAL		6,53,55,301 (3,15,55,356)	42,86,537 (83,59,490)	1,52,05,623 (2,54,40,455)	-	8,48,47,461 (6,53,55,301)		1,64,65,135 (72,58,595)	1,26,69,936 (92,06,540)	-	2,91,35,071 (1,64,65,135)	5,57,12,391 (4,88,90,167)	4,88,90,167 (2,42,96,702)



PARTICULARS		GROSS BLOCK					DEPRECIATION/AMORTISATION				NET BLOCK		
SL. No.	ITEM	As on 01.04.2020	Additions		Sale/ Adjustment during the period	Total As on 31.03.2021	Rate %	As on 01.04.2020	For the Period	Sale/ Adjustment during the period	Up to 31.03.21	WDV As On 31.03.2021	WDV As On 31.03.2020
			Before 01.10.2020	on/After 01.10.2020									
B													
1	Intangible Asset Software for KSFE Pravasi Chit (Previous Year)	16,97,89,586 (7,51,04,493)	1,37,41,690 (3,73,36,927)	12,19,935 (5,73,48,166)	-	18,47,51,211 (16,97,89,586)	25	4,23,19,922 (93,88,062)	3,54,55,330 (3,29,31,860)	-	7,77,75,252 (4,23,19,922)	10,69,75,958 (12,74,69,663)	12,74,69,663 (6,57,16,431)
2	Software TRC (Previous Year)	85,89,870	44,33,321 (20,63,228)	- (63,26,642)	-	1,30,23,191 (85,89,870)	25	13,31,637	29,22,888 (13,31,637)	-	42,54,526 (13,31,637)	87,68,665 (72,58,233)	72,58,233
3	Other Software (Previous Year)	92,75,961 (44,99,321)	-	- (47,76,640)	-	92,75,961 (92,75,961)	25	30,82,037 (18,13,502)	15,48,481 (12,68,535)	-	46,30,518 (30,82,037)	46,45,443 (61,93,924)	61,93,924 (26,85,819)
4	Expenses on Issuance of Masala Bond (Previous Year)	24,73,13,909 (11,68,01,419)	- (12,41,57,311)	- (63,55,179)	-	24,73,13,909 (24,73,13,909)		4,98,69,325 (1,92,002)	4,94,62,782 (4,96,77,323)	-	9,93,32,107 (4,98,69,325)	14,79,81,802 (19,74,44,584)	19,74,44,584 (11,66,09,416)
5	Expenses on issue of KSFE Bond (Previous Year)	11,90,42,844 (5,12,06,543)	-	- (6,78,36,301)	-	11,90,42,844 (11,90,42,844)		2,74,56,158 (36,47,589)	2,38,08,569 (2,38,08,569)	-	5,12,64,727 (2,74,56,158)	6,77,78,117 (9,15,86,686)	9,15,86,686 (4,75,58,954)
	TOTAL	55,40,12,170 (24,76,11,776)	1,81,75,011 (16,35,57,466)	12,19,935 (14,28,42,928)	-	57,34,07,116 (55,40,12,170)		12,40,59,080 (1,50,41,155)	11,31,98,050 (10,90,17,924)	-	23,72,57,130 (12,40,59,080)	33,61,49,986 (42,99,53,090)	42,99,53,090 (23,25,70,620)
	TOTAL	61,93,67,472 (27,91,67,132)	2,24,61,548 (17,19,16,956)	1,64,25,558 (16,82,83,383)	-	65,82,54,577 (61,93,67,472)	-	14,05,24,215 (2,22,99,750)	12,58,67,987 (11,82,24,464)	-	26,63,92,201 (14,05,24,215)	39,18,62,376 (47,88,43,257)	47,88,43,257 (25,68,67,322)

Note

9.1 The management estimates that the future economic benefit from the expenditure towards issue of Masala Bond and issue of KSFE Bond will accrue to the Board over the period of the Bond being 5 years. Accordingly, such expenditure are treated as Intangible Asset and amortised over 5 years.


9.2 The property, plant and equipment and the intangible assets are purchased using the corpus fund received. However, the amount is not deducted from the gross value of assets or no separate deferred income is recognised for an amount equivalent to the cost of asset in accordance with AS-12 Accounting for Government Grants, since the break up details of assets acquired out of corpus fund/loans have not been maintained.

9.3 The system of maintenance of a formal Fixed Asset register showing full particulars of assets in various locations and physical verification of fixed assets is in the process of implementation. Physical verification of fixed assets and reconciliation of values with asset register is pending to be done and adjustments if any required on such verification would be made in the succeeding year on completion of this process. Based on the management assessment of the internal controls in place over physical possession and available records regarding details of fixed assets, no material discrepancies are expected to arise on physical verification of fixed assets.

അനുബന്ധം-1

KERALA INFRASTRUCTURE INVESTMENT FUND BOARD		
DETAILS OF DEBT		
Bank/Financial Institution	Amount Availed (INR Cr)	Prevailing Interest Rate (%)
NABARD- NIDA (Tranche 1)	565.00	8.8% & 9%
State Bank of India	1,000.00	7.70%
Indian Bank	500.00	7.70%
Union Bank of India	500.00	7.45%
Masala Bond	2,150.00	9.723%
Syndicate Bank (Canara)	200.00	7.80%
Corporation Bank (UBI)	250.00	7.50%
Bonds to KSFE Ltd (Pravasi Chitty)	432.79	Based on interest rates of Govt Treasury
Loan from NORKWB) (Pravasi Dividend Scheme)	214.11	8.3%-9%
NABARD- NIDA (Tranche 2)	800.00	7.90%
REC Ltd	1,500.00	8.80%
Bank of Baroda	750.00	7.60%
Indian Bank (Tranche 2)	200.00	7.50%
TOTAL	9,061.90	


 മെമ്പർമാർക്ക് വിവരങ്ങൾ