

© COMPTROLLER AND  
AUDITOR GENERAL OF INDIA  
<https://cag.gov.in>

<https://cag.gov.in/ag2/kerala>

Government of Kerala - Report No. 7 of the year 2022



सत्यमेव जयते

## Report of the Comptroller and Auditor General of India

on

Performance Audit on Direct Benefit Transfer  
of Social Security Pension Schemes



SUPREME AUDIT INSTITUTION OF INDIA

लोकहितार्थं सत्यनिष्ठा

Dedicated to Truth in Public Interest



Government of Kerala  
Report No. 7 of the year 2022

**REPORT OF THE  
COMPTROLLER AND AUDITOR  
GENERAL OF INDIA**

**on**

**Performance Audit on Direct Benefit Transfer  
of  
Social Security Pension Schemes**

**Government of Kerala**  
*Report No. 7 of the year 2022*

## Table of contents

Particulars	Paragraph	Page
Preface		(v)
Highlights		(vii)
Key Facts		(ix)
<b>CHAPTER-I</b>		
<b>Introduction</b>		
Direct Benefit Transfer	1.1	1
Application Software	1.2	5
Audit Objectives	1.3	5
Sources of Audit Criteria	1.4	6
Scope and Methodology of Audit	1.5	6
Disclaimer	1.6	7
Acknowledgement	1.7	7
<b>CHAPTER-II</b>		
<b>Implementation and Management of Direct Benefit Transfer in SSP Schemes</b>		
Functioning of State DBT Cell	2.1	10
Deficiencies in Verification	2.2	11
Laxity in verification process and ineffective system	2.3	13
Delay in approval of SSPs by Secretaries of LSGIs	2.4	14
Irregular approval of beneficiaries	2.5	15
Approval of second SSP	2.5.1	15
Approval and Disbursement of two pensions (IGNWP and UMWP) to single beneficiary	2.5.2	15
Approval of SSPs without production of required certificates along with the application	2.5.3	16
Beneficiaries added to a local body without submitting application	2.5.4	17
Beneficiaries included during Welfare Standing Committee meetings held prior to their application date	2.5.5	18
Ineligible approval/ payment of SSPs noticed during Beneficiary Survey	2.5.6	18
Irregular sanction of SSPs	2.6	19
Sanction of SSPs to Government Servants/ Service	2.6.1	19

<b>Particulars</b>	<b>Paragraph</b>	<b>Page</b>
Pensioners/ Temporary Employees		
Disbursement of SSPs to Government Servants/ Service Pensioners/ Temporary Employees even after their suspension from beneficiary list	2.6.2	20
Poor accounting practices and resultant deviations in the accounts	2.7	21
Non-maintenance of books of accounts	2.7.1	21
Kerala Social Security Pension Limited	•	21
DBT Cell in the Directorate of <i>Panchayats</i>	•	22
Allocation and usage of Funds for SSPs	2.7.2	23
Non-reconciliation of funds for the disbursement of SSPs	2.7.3	24
Deficiencies in tracking the undisbursed amount and refund	2.7.4	25
Non-adherence to the timely disbursement of SSPs	2.8	26
Denial of pension to eligible beneficiaries due to erroneous bill processing	2.9	26
Payment by 'Direct to Home' mode does not qualify as Direct Benefit Transfer	2.10	27
Irregular disbursement of SSPs	2.11	28
Irregular payment of Widow Pension	2.11.1	28
Disbursement of same pension more than once to a beneficiary	2.11.2	28
Irregular disbursement of SSPs to those who were reported deceased as per the Register of Deaths	2.11.3	29
Irregular transfer of funds in respect of cases reported as deceased	2.12	30
Disbursement of SSPs to ineligible persons who were suspended from the beneficiary list	2.13	31
Ineligible disbursement of Indira Gandhi National Old Age Pension at enhanced rate	2.14	33
Irregular transfer of amount to PACS due to non-suspension/ non-removal of remarried beneficiaries of IGWNP and UMWP from the SSP beneficiary list	2.15	33
Non-deployment of Performance Audit Supervisors in LSGIs	2.16	34
Conclusion	2.17	35
Recommendations	2.18	36

<b>Particulars</b>	<b>Paragraph</b>	<b>Page</b>
<b>CHAPTER–III</b>		
<b>Effectiveness of Sevana Pension software</b>		
Lack of preparedness in automation of DBT	3.1	40
Documentation Deficiencies	3.2	40
Absence of System Study Documents	3.2 (a)	40
Documentation and testing of changes in the Software	3.2 (b)	41
Inadequate training, awareness of security	3.3	41
Deficiencies in integration of essential criteria for beneficiary approval and pension payment	3.4	42
Deficiencies in Input Controls	3.5	42
Lapses in information security and monitoring	3.6	43
Hosting of web application without Security Audit Certificate	3.6.1	44
Lapses in monitoring of user activities	3.6.2	45
Inconsistencies in Beneficiary addition	3.6.3	46
Other security lapses	3.6.4	46
Inconsistency in Master data files	3.6.5	47
Improper involvement of the Developer in data processing and reporting	3.7	49
Discrepancies in outputs	3.8	50
Susceptibility of Sevana Pension Software to fraud	3.9	53
Conclusion	3.10	53
Recommendations	3.11	54
<b>CHAPTER–IV</b>		
<b>Conclusion and Summary of Recommendations</b>		
Conclusion and Summary of Recommendations		53
<b>Appendix</b>		
<b>Appendix</b>		61
<b>Glossary of Abbreviations</b>		
<b>Glossary of Abbreviations</b>		187



## **Preface**

This Report of the Comptroller and Auditor General of India is prepared for submission to the Governor under Article 151 (2) of the Constitution of India for being laid before the State Legislature.

The Report contains significant results of the Performance Audit on 'Direct Benefit Transfer of Social Security Pension Schemes' under the Government of Kerala from 2017-18 to 2020-21.

The instances mentioned in this Report are those which came into notice in the course of audit during March to December 2021.

Audit has been conducted in conformity with the Auditing Standards issued by the Comptroller and Auditor General of India.





## Highlights

### Highlights

### Direct Benefit Transfer of Social Security Pension Schemes in Government of Kerala

#### Why CAG did this Audit

Direct Benefit Transfer (DBT) is an enterprise by the Government of India to confirm timely and appropriate benefits directly to the beneficiaries. It symbolises a remarkable change in the model for delivering benefits by removing intermediary levels, leakages and pilferages. Government of Kerala implemented DBT in the State for various Schemes including Social Security Pension (SSP) Schemes. Given that SSPs are being distributed to the most deprived elderly/ widowed/ disabled people in society who have no other income and involves the highest expenditure among the DBT Schemes in the State, this Performance Audit attempted to examine whether (i) The DBT programme of the State has been effective in providing timely and appropriate pensionary benefits directly to the beneficiaries; and (ii) The Sevana Pension software (web based application for the execution of Social Security pensionary benefits) has been effective in bringing accuracy, transparency and effectiveness to the process of Direct Benefit Transfer.

#### What CAG recommends

1. The entire system of DBT may strictly adhere to norms already in place, right from the stage of entry of pension applications in the system to the final disbursement stage, to bring in greater effectiveness;
2. Sevana Pension software may be revamped to automate all activities from receipt of application to the payment and acknowledgment of SSPs, and to enable the User Department to operate it independently from the Developer.

The Government/ Department has generally accepted the recommendations.

#### What CAG found

During the period from 2017-18 to 2020-21, the Government had paid ₹29,622.67 crore as Social Security Pensions (SSPs) to 47.97 lakh beneficiaries in the State.

There were laxities in the application stage, its verification and approval at the Local Self Government Institutions (LSGIs). Two different pensions (except disability pension) were irregularly approved to single beneficiaries and pensions were often approved without production of mandatory certificates due to absence of input controls in the Scheme Management Software (Sevana Pension) and proper monitoring by the Secretaries of LSGIs. Discrepancies in beneficiary addition were also noticed, indicative of lack of control in the system. A joint beneficiary survey disclosed 20 *per cent* ineligible beneficiaries among the sample.

The chief fund raiser and co-ordinator of SSP Schemes, viz. Kerala Social Security Pension Limited (KSSPL), is not maintaining the accounts properly and has not done the reconciliation of accounts during the entire audit period. KSSPL's activities in fund raising and utilisation has not been transparent.

SSPs were disbursed in batches of months and not monthly, which defeated the very purpose of timely disbursement of SSP. Eligible beneficiaries were denied pension due to erroneous bill processing. The payments in cash through Primary Agricultural Credit Societies (PACS) in Direct to Home mode did not qualify as Direct Benefit Transfer, as it was not done directly to beneficiaries and did not minimise intermediary levels. There were instances of irregular payment of widow pension and disbursement of same pension more than once to a beneficiary.

Substantial amount of funds were transferred to PACS on account of deceased beneficiaries who were already reported as deceased, resulting in unnecessary liability of interest and pointing towards possible fraud. Government Servants and Service Pensioners were irregularly granted SSPs. Moreover, even after their suspension from the list, pension was paid to ineligible beneficiaries which indicates poor verification and monitoring mechanism in the Department concerned. Performance Audit Supervisors were not deployed in any of the LSGIs and the State DBT Cell was not performing as prescribed in the guidelines.

There was lack of planning of the automation process as evident in the absence of system design documents and lack of documentation. There were control lapses in the Sevana Pension software, from beneficiary addition to disbursement of SSPs. The integrity and consistency of the data also could not be guaranteed.

Information Kerala Mission (IKM), the developer of Sevana Pension software, continued to run it even after its implementation rather than the User Department. The software could not generate any of the vital reports. Even IKM was generating the reports through the backend by Stored Procedures, which required frequent modifications as well. The User Department was not able to monitor either the user activities at LSGIs or the activities performed by IKM. Further, there was no effective mechanism for ensuring the receipt of the SSPs by the intended recipient.



# **Key Facts**



## Key Facts

### Direct Benefit Transfer of Social Security Pension Schemes

Key facts	
Direct Benefit Transfer (DBT)	Aimed at reforming Government delivery system by re-engineering the existing process in welfare schemes for transparent and timely transfer of funds to the right persons.
Social Security Pension Schemes (SSP Schemes)	<p>Five Social Security Pensions (SSPs) under DBT:</p> <ul style="list-style-type: none"> <li>• Indira Gandhi National Old Age Pension (IGNOAP).</li> <li>• Indira Gandhi National Widow Pension (IGNWP).</li> <li>• Indira Gandhi National Disability Pension (IGNDP).</li> <li>• Pension for Unmarried Women above 50 years (UMWP).</li> <li>• Agriculture Labour Pension (ALP).</li> </ul> <p>The Government of India (GoI) funding is also available for first three Pensions.</p>
DBT in SSP Schemes	<ul style="list-style-type: none"> <li>• The responsibility of implementation of SSP Schemes is vested with the Local Self Government Department.</li> <li>• The Directorate of <i>Panchayats</i> is the nodal office for SSP Schemes.</li> <li>• The DBT Cell under Director of <i>Panchayats</i> co-ordinates all the activities relating to SSP Schemes.</li> <li>• Beneficiary management is done at Local Self Government Institutions.</li> <li>• Funds are sanctioned by Finance Department and periodic disbursement is done by DBT Cell in the Directorate of <i>Panchayats</i>. These activities are managed using Sevana Pension software.</li> <li>• The Government had paid ₹29622.67 crore as Social Security Pensions (SSPs) to 47.97 lakh beneficiaries in the State during 2017-18 to 2020-21.</li> <li>• Of these 48 lakh beneficiaries, 50.79 <i>per cent</i> receive pension directly to their bank accounts and 49.21 <i>per cent</i> receive pension, in cash, at their home through Primary Agricultural Credit Societies (PACS).</li> </ul>

## Implementation and Management of Direct Benefit Transfer in SSP Schemes

### Findings

Subject	Findings
Performance of State DBT Cell in the State (Paragraph 2.1; Page 10)	<ul style="list-style-type: none"> <li>State DBT Cell is not functioning as envisaged by GoI.</li> </ul>
Deficiencies in processing of applications (Paragraphs 2.2; Page 11, 2.3; Page 13 and 2.4; Page 14)	<ul style="list-style-type: none"> <li>Initial applications are not being recorded in the system.</li> <li>Verification process and its report lacks clarity.</li> <li>There are inordinate delay in approval of beneficiaries.</li> </ul>
Irregular approval of beneficiaries (Paragraphs 2.5.1 to 2.5.6; Page 15 to 18 and 2.6; Page 19)	<ul style="list-style-type: none"> <li>More than one SSPs granted to single beneficiary.</li> <li>Beneficiaries approved without mandatory certificates.</li> <li>Beneficiaries added even without submitting an application.</li> <li>Service Pensioners and Government employees received SSPs (₹39.27 crore).</li> </ul>
Poor accounting practices (Paragraphs 2.7.1 to 2.7.4; Page 21 to 25)	<ul style="list-style-type: none"> <li>Non-maintenance of books of accounts at Kerala Social Security Pension Ltd. (KSSPL) and at DBT Cell in Directorate of <i>Panchayats</i>.</li> <li>Excess loans raised by KSSPL.</li> <li>KSSPL and the Directorate of <i>Panchayats</i> have conflicting figures due to non-reconciliation of accounts.</li> </ul>
Erroneous bill processing resulted in irregular pension payments (Paragraphs 2.9; Page 26, 2.13; Page 31, 2.14; Page 33)	<ul style="list-style-type: none"> <li>SSP payments were denied to more than 25,000 eligible beneficiaries.</li> <li>Payment made to suspended beneficiaries, which has not been recovered (₹4.08 crore).</li> <li>Pension at enhanced rate disbursed to beneficiaries before attaining 75 years of age (₹10.11 crore).</li> </ul>
Direct to Home payment by agents (Paragraph 2.10; Page 27)	<ul style="list-style-type: none"> <li>48.31 <i>per cent</i> of total amount of SSPs for the years from 2017-18 to 2020-21 were disbursed through agents at the home of the beneficiaries through Primary Agricultural Credit Societies (PACS).</li> <li>The intermediary levels involved hence do not qualify as Direct Benefit Transfer.</li> </ul>
Irregular disbursement of SSPs (Paragraphs 2.11; Page 28, 2.12; Page 30 and 2.15; Page 33)	<ul style="list-style-type: none"> <li>Irregular disbursement of IGNWP to legally divorced, deserted and re-married beneficiaries (₹180.16 lakh).</li> <li>Irregular transfer of funds to PACS on account of deceased beneficiaries.</li> </ul>

## Effectiveness of Sevana Pension Software

<b>Key facts</b>	
Sevana Pension software	The software was developed for the automation of disbursement of SSPs. It was developed by Information Kerala Mission (IKM) and was intended to streamline the disbursement of SSPs with a transparent mechanism.

### Findings

<b>Subject</b>	<b>Findings</b>
Lack of preparedness in Automation (Paragraphs 3.1; Page 40 and 3.2; Page 40)	<ul style="list-style-type: none"> <li>• No documents available in respect of the initiation of automation of SSP Schemes.</li> <li>• IKM had not prepared system design documents such as User Requirement Specification and System Requirement Specifications.</li> </ul>
Lack of data validation during data entry (Paragraphs 3.4; Page 42 and 3.5; Page 42)	<ul style="list-style-type: none"> <li>• All eligibility criteria are not mapped in the software.</li> <li>• The software lacks basic data entry validation.</li> </ul>
Lack of Information Security and Monitoring (Paragraphs 3.6.1 to 3.6.4; Page 44 to 46)	<ul style="list-style-type: none"> <li>• Web application is hosted without clearing Security Audit.</li> <li>• Mandatory periodic security audit is not done.</li> <li>• Instances of sharing of credentials resulted in irregular addition of beneficiaries.</li> </ul>
Inconsistencies in Master Data Files (Paragraph 3.6.5; Page 47)	<ul style="list-style-type: none"> <li>• Inconsistent data in master files which prevent accurate calculation, monitoring of user activities, etc.</li> </ul>
Improper involvement of Developer (Paragraphs 3.7; Page 49)	<ul style="list-style-type: none"> <li>• IKM continues to run the application.</li> <li>• Bill Generation is done by IKM at back end.</li> </ul>
Discrepancies in outputs (Paragraph 3.8; Page 50)	<ul style="list-style-type: none"> <li>• Essential reports generated from the software shows erroneous figures, which forced the User Department to depend on the developer.</li> </ul>
Susceptibility of Sevana Pension software to fraud (Paragraph 3.9; Page 53)	<ul style="list-style-type: none"> <li>• Beneficiary-wise acknowledgement of receipt of amount is not recorded in the software.</li> <li>• Absence of such system make the software susceptible to fraud.</li> </ul>





# **Chapter – I**

## **Introduction**



## CHAPTER – I

### Introduction

## 1 Introduction

### 1.1 Direct Benefit Transfer

Direct Benefit Transfer (DBT) is a major reform initiative of the Government of India (GoI) to ensure better and timely delivery of benefits to the people. This marks a paradigm shift in the process of delivering Government benefits like wage payments, fuel subsidies, food grain subsidies, etc. directly into the bank accounts of beneficiaries, removing leakages and enhancing financial inclusion.

The Government of Kerala (GoK) had introduced the DBT system for Social Security Pensions (SSPs) from May 2015, crediting the amounts directly to the Bank/ Post Office Savings Accounts of beneficiaries, through Electronic Money Order and Direct to Home (DTH) of the beneficiaries. At present, there are two modes of payment:

1. Crediting the amount to Bank account of the beneficiaries, and
2. Disbursement of pension in DTH mode through Primary Agricultural Credit Societies (PACS).

The Government of India issued directions<sup>1</sup> to set up DBT Cell in the State which would act as a focal point for implementation of DBT schemes of both Government of India and States. In Kerala, State DBT Cell is constituted<sup>2</sup> with Additional Chief Secretary (Finance) as Chairman.

Among the DBT schemes in the State, the expenditure by the State Government is the highest in respect of SSPs. The responsibility for implementation of Social Security Pension Schemes (SSP Schemes), including those under National Social Assistance Programme (NSAP) in the State, are vested with the Local Self Government Department (LSGD). The Director of *Panchayats* is the Nodal Officer for SSPs. The DBT Cell functioning under the Director of *Panchayats* co-ordinates all the activities relating to the SSP Schemes. The Schemes are managed using Sevana Pension software developed by the Information Kerala Mission (IKM). The software is deployed in the Local Self Government Institutions (LSGIs) within the State of Kerala. Applications for SSPs are submitted in the LSGIs and the initial verification and selection of beneficiaries and their enrolment in Sevana Pension software are carried out by LSGIs.

---

<sup>1</sup> Vide DO No. I-11011/145/2015-DBT-Cab dated 25 May 2016 from Secretary to Government of India.

<sup>2</sup> Government of Kerala vide GO(P) No. 108/2016/ Fin dated 29 July 2016 constituted State DBT Cell in Finance Department.

Periodical disbursement of pension is initiated at the DBT Cell and disbursements are done through Banks and PACS.

The Government of Kerala constituted a wholly owned Government Company, viz. Kerala Social Security Pension Limited (KSSPL), under the Finance Department with the objective of improving the disbursement of various SSPs, including welfare pensions in the State. The State Government had issued orders in June 2018 to transfer credit the KSSPL Account with the funds earmarked in State Budget every year for the purpose. The KSSPL was also allowed by the State Government to raise funds from Public, Public Sector Undertakings (PSUs) and other institutions through suitable financial instruments including deposits and loans to meet the differential funds needed to fulfil the expenditure requirements.

During 2018-19 to 2020-21, KSSPL had availed loans amounting to ₹22,266.66 crore from various entities<sup>3</sup> for the disbursement of SSPs. However, loan amounting to ₹19,472.14 crore was availed by the KSSPL in excess of the requirement for that period. In spite of that, out of the loan amount raised by KSSPL for SSPs, the KSSPL released ₹4,478.85 crore less than what was disbursed by the DBT Cell as SSPs. The KSSPL also incurred expenditure amounting to ₹1,596.34 crore as repayment liabilities on account of the loan raised. The KSSPL has thus not been fiscally prudent, and some of its other deficiencies have also been commented at Paragraphs 2.7.1 to 2.7.4 of this Report.

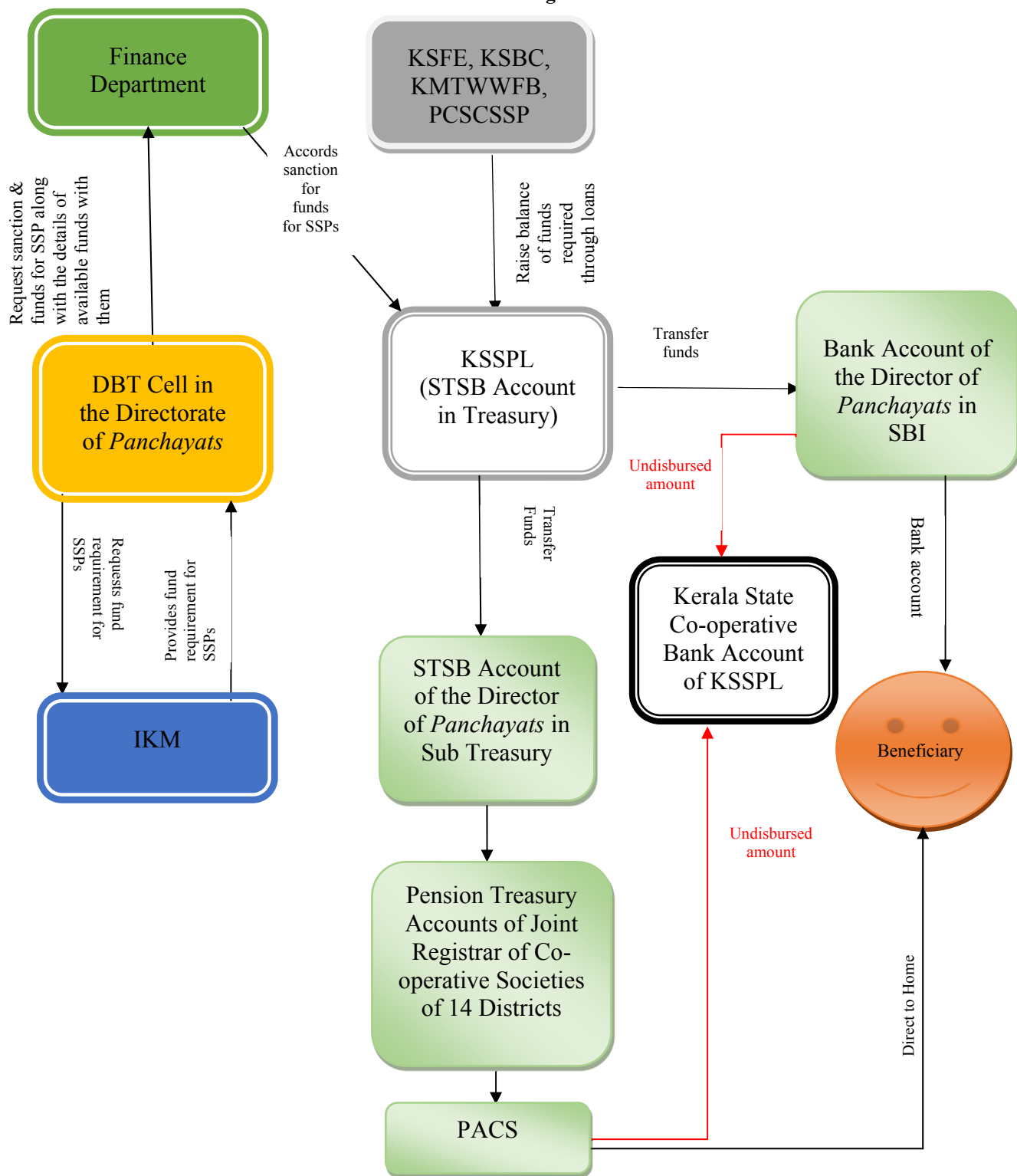
The entire borrowings by KSSPL as above for the periods 2018-19, 2019-20 and 2020-21 have not been reflected in the budget of the State Government for those respective years and hence remained outside the Legislative control. A paragraph on the off-budget borrowings by KSSPL during 2019-20 have already appeared as Paragraph 2.6.2 in the Kerala State Finance Audit Report of the C&AG of India for the year ended 31st March 2020.

The process of fund disbursement for SSPs is depicted below in **Figure 1.1**.

---

<sup>3</sup> Primary Co-operative Societies Consortium for Social Security Pension, Kerala State Financial Enterprises, Kerala State Beverages Corporation and Kerala Motor Transport Workers Welfare Fund Board.

Figure 1.1



The DBT Cell in the Directorate of *Panchayats* communicates the fund requirement of SSPs for a particular month along with the details of available balance funds with them to the Finance Department of the State Government. The Finance Department accords sanction for the entire funds required for the disbursement of SSPs for that month and directs KSSPL to transfer credit the differential funds for meeting the required expenditure to the Bank account and Treasury account maintained by the Director of *Panchayats*. The KSSPL then transfer credits the funds required for disbursement of SSPs to the Bank account of the Director of *Panchayats* maintained in the State Bank of India.

The funds required for disbursement through DTH mode is transfer credited by KSSPL to the Special Treasury Savings Bank Account of the Director of *Panchayats* maintained in the Sub Treasury. The Director of *Panchayats* transfers the amount to the Bank accounts of the beneficiaries and transfer credits the amount to the Pension Treasury Accounts of the Joint Registrar of Co-operative Societies in the 14 Districts for disbursement to DTH beneficiaries through PACS.

The number of beneficiaries under the five SSP Schemes and total amount disbursed between 2017-18 and 2020-21 are as detailed in **Table 1.1** below:

**Table 1.1**

**Details of scheme-wise number of beneficiaries and amount disbursed**

Sl. No.	Name of the Scheme	No. of Beneficiaries				Amount disbursed (₹ in crore)			
		2017-18	2018-19	2019-20	2020-21	2017-18	2018-19	2019-20	2020-21
1	Indira Gandhi National Old Age Pension (IGNOAP)	20,77,492	22,18,254	22,67,911	25,66,332	2,653.54	4,002.32	3,196.81	5,259.09
2	Indira Gandhi National Widow Pension (IGNWP)	12,35,399	12,91,647	12,72,733	13,37,271	1,467.20	2,285.01	1,799.91	2,927.69
3	Agriculture Labour Pension (ALP)	4,66,962	4,59,019	4,06,790	4,15,172	572.83	849.95	589.38	920.49
4	Indira Gandhi National Disability Pension (IGNDP)	3,56,956	3,84,236	3,77,108	3,94,243	432.10	706.07	545.44	882.82
5	Pension for Unmarried Women above 50 years (UMWP)	76,264	81,029	79,980	84,210	92.11	143.57	113.01	183.33
<b>Total</b>		<b>42,13,073</b>	<b>44,34,185</b>	<b>44,04,522</b>	<b>47,97,228</b>	<b>5,217.78</b>	<b>7,986.92</b>	<b>6,244.55</b>	<b>10,173.42</b>
<b>Total Amount disbursed</b>						<b>₹29,622.67 crore</b>			

(Information furnished by DBT Cell)

Of the above five pension schemes, three schemes come under National Social Assistance Programme (NSAP) and are being funded additionally by the State Government. As per the details furnished by the DBT Cell, the number of beneficiaries who are receiving IGNOAP, IGNWP and IGNDP coming under NSAP is 6,88,329. During the period under audit, 50.79 per cent of beneficiaries

are availing DBT in their Bank account and for the remaining 49.21 *per cent* of beneficiaries, the amount was disbursed through the DTH mode.

## 1.2 Application Software

The Sevana Pension software is the web-based application developed by IKM and deployed in the LSGIs within the State of Kerala to automate the internal processes from registration of beneficiaries to disbursement of pension under DBT. The intention was to provide efficient and transparent mechanism in the social security services executed through it in order to improve the effectiveness and service delivery of LSGIs in this sphere. The primary objective of the Sevana Pension software were:

- To streamline the disbursement of social welfare benefits to the poorest of the poor in the society, and
- To provide efficient and transparent mechanism in the delivery of social security services.

The Sevana Pension software manages SSPs in the State of Kerala, which includes registration of beneficiaries and its management at LSGIs, fund estimation, bill generation and Bank payment file generation by IKM for the DBT Cell in the Directorate of *Panchayats*.

The Sevana Pension software was developed in the .NET framework 2.0 with SQL Server 2014 as back-end database. The application is hosted in State Data Centre-2 and is available through internet. LSGIs use KSWAN (Kerala State Wide Area Network), NOFN (National Optical Fibre Network) and BSNL FTTH (Fibre to the Home) for accessing the software.

The Sevana Pension software can be initiated using the link available in 'Welfare Pension' portal (<https://welfarepension.lsgkerala.gov.in>). The portal also contains a 'Reports' page which gives statistical data relating to SSPs and a 'Search' page to view the payment details of a particular beneficiary by giving the Pensioner ID. Since it is a web application available through internet, end users can access it using their personal computers.

## 1.3 Audit Objectives

The broad objectives of this Performance Audit were to assess whether:

1. The DBT programme of the State has been effective in providing timely and appropriate pensionary benefits directly to the beneficiaries; and
2. The Sevana Pension software has been instrumental in bringing accuracy, transparency and effectiveness to the process of DBT.

## 1.4 Sources of Audit Criteria

The following Guidelines, Circulars, Orders, etc. and their provisions were the sources of criteria for this Performance Audit:

- Guidelines of Schemes on process of identification and authentication of beneficiaries and payments,
- Standard Operating Procedures, Handbook on DBT and Guidelines for State DBT Cell issued by DBT Mission,
- Documents, Circulars, Orders, Instructions and Notifications issued by DBT Mission, Central Ministries and State Government,
- Instructions regarding maintenance of database, generation of various reports of IT controls and Government Orders (GOs), Circulars and Guidelines issued by GoK and IKM, Handbook on IT Audit by INTOSAI Working Group on IT Audit (WGITA) and IT Audit Manual issued by CAG of India, and
- General Financial Rules (GFR), 2017.

## 1.5 Scope and Methodology of Audit

The Performance Audit was conducted covering the period from 2017-18 to 2020-21. Audit examined the records in the State DBT Cell, Finance Department in the Government Secretariat, Directorate of *Panchayats* including the DBT Cell under it, IKM, KSSPL and 37 LSGIs.

The five SSP Schemes implemented by the Local Self Government Department (LSGD) were selected for audit as detailed below:

1. Indira Gandhi National Old Age Pension (IGNOAP) (NSAP<sup>4</sup>),
2. Indira Gandhi National Widow Pension (IGNWP) (NSAP),
3. Indira Gandhi National Disability Pension (IGNDP) (NSAP),
4. Pension for Unmarried Women above 50 years (UMWP) (State Scheme<sup>5</sup>) and
5. Agriculture Labour Pension (ALP) (State Scheme)

<sup>4</sup> Funded by Government of India and Government of Kerala.

<sup>5</sup> Funded only by the Government of Kerala.



Five<sup>6</sup> out of 14 districts and 37<sup>7</sup> out of 389 LSG Offices in the five selected Districts were selected for audit by Simple Random Sampling Without Replacement method using IDEA software.

An Entry Conference was held on 08 March 2021 with the Additional Chief Secretary to LSGD, Officers of Finance Department, Directorate of *Panchayats* and IKM in which the Audit Objectives, Criteria and Methodology of this Performance Audit were explained.

Audit also test-checked the files and records available with the State DBT Cell, Finance Department in the Government Secretariat, Directorate of *Panchayats*, IKM, KSSPL, selected LSGIs and corresponding PACS in the selected Districts.

An Exit Conference was held on 10 January 2022 with the Secretary (Expenditure) of Finance Department, Director of *Panchayats* and officers of the Finance Department. The Government and the Department accepted the audit findings and stated that they would correct the system based on the Audit recommendations.

## 1.6 Disclaimer

The observations featuring in this Audit Report are a result of test-check in the selected offices. Government may initiate checks of the database/ records across the State and rectify the defects.

## 1.7 Acknowledgement

Audit acknowledges the co-operation and assistance extended by the Additional Chief Secretary (Finance), Principal Secretary (LSGD), Director of *Panchayats*, Executive Director (IKM), District and field level functionaries of selected districts during the course of the Performance Audit.

<sup>6</sup> Idukki, Malappuram, Pathanamthitta, Thiruvananthapuram and Thrissur.

<sup>7</sup> Corporations – Thiruvananthapuram and Thrissur.  
Municipalities – Chalakkudy, Chavakkad, Kattappana, Manjeri, Nedumangad, Pandalam, Pathanamthitta, Tanur, Thodupuzha and Varkala.  
*Grama Panchayats* – Alakkode, Anad, Athavanad, Ayiroor, Chemmaruthy, Irimbiliyam, Kadavallur, Keezhattur, Koipuram, Kottanad, Kunnathukal, Manamboor, Muttom, Naranganam, Nenmanikkara, Omallur, Pallivasal, Poovachal, Santhanpara, Varandarappilly, Vatanappally, Vazhakkad, Vazhikkadavu, Vellangallur and Velliyamattom.



## **Chapter – II**

# **Implementation and Management of Direct Benefit Transfer in SSP Schemes**



## **CHAPTER - II**

### **Implementation and Management of Direct Benefit Transfer in SSP Schemes**

#### **2 Implementation and Management**

One of the objectives of Audit was to verify the effectiveness in providing timely and appropriate pensionary benefits directly to the beneficiaries of Social Security Pension Schemes under Direct Benefit Transfer programme.

Under the ambit of DBT, the State DBT Cell, constituted under the instructions of GoI, is the nodal agency for all DBT Programmes in the State. However, for the purpose of SSPs, a DBT Cell in the Directorate of *Panchayats* is the nodal office for co-ordinating all activities related to disbursement of SSPs. The applications for SSPs are received and processed in LSGIs and the beneficiary list of SSPs and the funds received for the disbursement of SSPs are managed by this DBT Cell in the Directorate of *Panchayats*. Funds required for the disbursement of SSPs are being managed by KSSPL separately through the funds received from GoK and additionally through the loans raised from various entities within the State.

In order to verify the effectiveness of the DBT programme, Audit test-checked the process of approval of applications and management of SSP Scheme beneficiaries in selected LSGIs and DBT Cell, and analysed back-end data of Sevana Pension software obtained from IKM. In spite of the limitations in the availability of data regarding fund arrangement and its utilisation, Audit also scrutinised the accounting of funds for SSPs by KSSPL.

On test-check of files and on analysis of data in the selected LSGIs, Audit noticed deficiencies in the process of verification and approval of applications for SSPs, like:

- Irregular approval/ payment of IGNWP to those legally divorced,
- Sanction of SSPs to Government Employees and Service Pensioners who are ineligible for SSPs,
- Irregular disbursement of SSPs to those who were reported deceased as per the Register of Deaths,
- Disbursement of two pensions to single beneficiaries,
- Payment to the beneficiaries who were suspended by the LSGIs,
- Ineligible disbursement of Old Age Pension at enhanced rate, etc.

In the accounting of funds for SSP Schemes in KSSPL and DBT Cell, Audit noticed non-maintenance of books of accounts, non-reconciliation of funds for the disbursement of SSPs, deficiencies in tracking the undisbursed amount and

refund, etc.

These and other deficiencies noticed during audit are discussed in detail in the succeeding paragraphs.

## 2.1 Functioning of State DBT Cell

The Government of India issued directions<sup>8</sup> to set up DBT Cell in the State which would act as a focal point for implementation of DBT schemes of both Government of India and States. The State DBT Cell was to be set up to ensure coordination between the Central Ministries and States which would enable faster decision-making, eliminate duplication of efforts and smoothen out differences, if any, hence fostering an easier transition of schemes on to DBT. In Kerala, State DBT Cell was constituted in July 2016 with the Additional Chief Secretary (Finance) as Chairman.

Scrutiny of records relating to the DBT Schemes and replies to the Audit requisitions revealed certain shortcomings in the functioning of State DBT Cell, as given below:

1. There is no coordination among the State DBT Cell and various Departments operating DBT schemes. No Advisory Board has been constituted in the State till date. State DBT Coordinator and Implementation Support layer too were not constituted in the State;
2. The State DBT Cell has so far been inactive except for the creation of scheme code to Centrally Sponsored Schemes in DBT Bharat portal and uploading the monthly transaction details and connected matters. A core DBT application for coordinating the activities of DBT schemes is absent in the State DBT Cell. No specific/ consistent protocols were established and followed for validation and verification of beneficiary database. No specific Information and Communication Technology (ICT) applications were developed to capture the data for DBT transfers;
3. The details of current status of DBT schemes implemented in the State, such as setting up of goals, deadlines for on-boarding of schemes on DBT, monitoring the progress against the targets, collating and analysing the data points and preparing progress report of the State pertaining to each Department/ Scheme, were not readily available with the State DBT Cell;
4. Various attributes such as manpower, hardware, connectivity, training for capacity building and implementation of various DBT schemes have not yet been assessed by the State DBT Cell;

---

<sup>8</sup> Vide DO No. I-11011/145/2015-DBT-Cab dated 25 May 2016 from Secretary to Government of India. Accordingly, Government of Kerala, vide GO(P) No. 108/2016/ Fin dated 29 July 2016, constituted State DBT Cell in Finance Department.

5. No training was provided for skill development in the area of digitising beneficiary records, understanding end-to-end processes and Frequently Asked Questions (FAQs) and acquainting with troubleshooting guides for performing the duties in an efficient and error-free manner;
6. Details as to the procedure of documentation in respect of beneficiary identification and enrolment, beneficiary validation/ registration and generation and processing of payment file were not readily available with the State DBT Cell;
7. No specific guidelines/ norms/ instructions were issued by the State DBT Cell for classifying a scheme as DBT scheme. The State DBT Cell did not have a list of all the schemes where DBT was applicable in the State;
8. The details of threshold for acceptance and non-acceptance of beneficiaries fixed by the Departments concerned are not available with the State DBT Cell. The Cell also does not have the details as to how the guidelines for wrong inclusion and erroneous exclusion of the beneficiaries are defined and documented and whether it is followed scrupulously. The State DBT Cell stated that the above details would be furnished only after the receipt of the same from the implementing Departments;
9. The Sevana Pension software is not integrated with payment module for seamless updation of data on the State DBT portal. The data on State DBT portal is not displayed in real-time and not even periodically updated. The State DBT Cell collects the expenditure details from Budget Allocation and Monitoring System (BAMS) and uploads it manually to State DBT portal. No system has yet been framed to upload the data in the DBT Bharat portal;

The Government replied (May 2022) that necessary steps will be taken to ensure that the State DBT Cell, being the nodal agency in the State, is functioning as per the required norms.

## 2.2 Deficiencies in Verification

The Government had given instruction<sup>9</sup> that the Verifying Officers<sup>10</sup> shall conduct a detailed verification about the eligibility for SSPs and submit the same to the Welfare Standing Committee. The eligibility criteria and various guidelines issued by the Government of Kerala for the verification process of five SSP Schemes implemented by the State are as detailed in **Appendix – I**.

---

<sup>9</sup> Vide GO (MS) No. 483/2017/Fin dated 06 November 2017 and GO (MS) No.97/2020/Fin. dated 23 September 2020.

<sup>10</sup> For IGNOAP - Village Extension Officer/ Revenue Inspector, IG NWP – Integrated Child Development Services (ICDS) Supervisor, IGNDP – Health Inspector, ALP – Agriculture Officer, UMWP - ICDS Supervisor.

Audit scrutinised (March 2021 to November 2021) a total of 38,797 out of the 1,04,727 applications (37.05 *per cent*) received in the sample LSGIs. It was noted that in the case of 11,667 applications, instead of a detailed verification report, the Verifying Officer had only mentioned whether the applicant was 'eligible' or 'ineligible'. There was thus no assurance that the Welfare Standing Committee had based their decisions on the actual circumstances of the applicant.

It was also noted that 513 (2.97 *per cent*) of the 17,285 applicants whose applications were rejected earlier on various grounds were subsequently approved as fresh applications. Of the above, 511 applicants did not go for the appeal process as mandated in the Government order<sup>11</sup>. The system does not record details relating to the rejected applications. This enabled these 511 applicants to go for second applications instead of appealing, as directed in the Government orders, thereby subverting the mandated process of approving the pensions. Two of the 513 applicants got approval as fresh applications in spite of the fact that their appeals had already been rejected.

The irregular approval of SSPs by the Secretaries of the LSGIs without re-verification of eligibility criteria by a Committee consisting of the Chairman of Development Affairs Committee, Secretary of the LSGI and a Gazetted Officer of the LSGI resulted in potential irregular payment of pension to these 513 beneficiaries upto April 2021.

**Box No.1**

Audit observed in two cases<sup>12</sup> relating to Thrissur Corporation that the applications were rejected by the Verifying Officers stating that the applicants were in better financial position. The applicants filed appeal before the Regional Joint Director, Urban Affairs, Kochi which were subsequently rejected stating the same reason. In contravention to the orders of the appellate authority, the Welfare Standing Committee still approved the fresh applications filed by these two applicants and the Secretary of Thrissur Corporation sanctioned the pension in December 2020 and March 2021.

On this being pointed out, the Secretary of Thrissur Corporation stated that the SSPs were sanctioned to the applicants on the basis of favourable report of the Verifying Officer concerned on the new application. The reply is not acceptable as sanctioning of SSPs to the applicants, whose applications were rejected by the Secretary of the LSGI and the Appellate Authority after verification, were not in order.

The Government replied (May 2022) that a new proforma covering all relevant details as pointed out by the Audit will be introduced. Regarding applicants

<sup>11</sup> Vide GO (MS) No.427/2019/Fin. dated 20 November 2019 and guidelines to apply for SSPs available in the website of LSGD.

<sup>12</sup> Pensioner ID No.101700223793 and Pensioner ID No.101700224247.



whose first applications were rejected on various grounds and who later received approval on their second applications, the Government also stated that the Finance Wing (District Finance Inspection Squad) has been entrusted to examine the cases.

The Government may expedite the rectification process to avoid payments to ineligible persons.

### **2.3 Laxity in verification process and ineffective system**

As per the Guidelines<sup>13</sup> issued by GoK, persons who are having better physical circumstances, like income exceeding one lakh rupees, family having vehicle above 1000cc capacity, etc. are not eligible for SSPs.

Audit verified (November 2021) the rejected SSP applications and noticed that five beneficiaries who were already receiving pension have again applied for SSPs. However, this could not be identified by the Verifying Officer. These five second applications were rejected not because of their duplication but because of various other reasons, such as better financial condition, family have vehicle above 1000cc capacity, etc. as reported by the Verifying Officers in their reports. On cross-verification in the Sevana Pension software, it was noticed that these persons were already included in the active beneficiary list and had received various SSPs prior to the application dates of the recently rejected application, as detailed in **Appendix II**. As these beneficiaries are having better financial conditions as revealed in the verification reports of the Verifying Officers while scrutinising the second applications, the SSPs already being drawn by these beneficiaries are also liable for stoppage. Lack of such input controls, as mentioned in Paragraph 3.5, will lead to erroneous approval of second application by a beneficiary.

The Government replied (May 2022) that periodical monitoring has not yet been decided by the Government. Since Aadhaar number is mandatory to apply for SSP, the software checks the new applicants with the existing pensioners.

While the reply appears to be sound on the surface, the reality on the ground shows none of the second applications were cancelled on account of Aadhaar numbers being repeated. Instead, the applications were rejected due to better financial condition of the applicants, as brought out in the reports of the Verifying Officer. Moreover, the reply lacks merit as a new application finds place in the system only after it is approved, which means that control checks to weed out ineligible applicants are already redundant by that stage.

Lack of proper verification and monitoring process has given undue advantage of SSP to otherwise ineligible beneficiaries.

---

<sup>13</sup> Vide GO (MS) No.97/2020/Fin. dated 23 September 2020.

## 2.4 Delay in approval of SSPs by Secretaries of LSGIs

The Government of Kerala directed<sup>14</sup> LSGIs that SSPs are to be approved within 40 days of receipt of the application.

Audit verified (September 2021) the data in Sevana Pension software (data dump) and noticed that in the cases already sanctioned by the LSGIs, the approval of SSPs for 5,73,406 persons out of the 54,56,498 persons included in the data dump were delayed beyond the envisaged timeline of 40 days, i.e. a delay for 10.51 *per cent* of total approved applicants. In respect of selected LSGIs, there was a delay in approval of SSP in 37,459 cases, as detailed in **Appendix III** and as shown in **Table 2.1** below:

**Table 2.1**  
**Delay in approval of SSPs in the selected Districts**

District	No of applications approved with delay	Maximum delay in months	Range of Delay			
			1 to 10 days	11 days to 1 month	1 month to 1 year	More than 1 year
Idukki	3,328	18	72	369	2,870	17
Malappuram	5,137	20	74	414	4,601	48
Pathanamthitta	3,866	24	63	288	3,409	106
Thiruvananthapuram	16,314	27	80	392	15,017	825
Thrissur	8,814	25	130	587	7,854	243
<b>Total</b>	<b>37,459</b>		<b>419</b>	<b>2,050</b>	<b>33,751</b>	<b>1,239</b>

(Source: Sevana Pension Database)

Out of the 86,675 applications approved in the LSGIs of selected districts, 37,459 applications, i.e. 43.22 *per cent*, were approved beyond the stipulated timeline of 40 days, causing hardship to the applicants and impeding the pace of inclusion. Therefore, non-compliance by the Secretaries of LSGIs on the process timeline prescribed by the Government had resulted in delay in approval/ payments to the SSP beneficiaries.

The Government replied (May 2022) that the Director of *Panchayats* has been directed to issue instructions reiterating the position in processing the application for SSPs.

As SSPs are given to those who do not have any other source for their basic needs, swift action by the Government would ensure that benefits are delivered to those in due time.

<sup>14</sup> Vide Circular dated 28 September 2019.

## 2.5 Irregular approval of beneficiaries

### 2.5.1 Approval of second SSP

As per Government order<sup>15</sup>, two SSPs for one individual are admissible only in the cases of beneficiaries of Disability Pension.

The cross-verification of the data for double pension with the help of Aadhaar number revealed that 3,990 individuals are receiving ineligible second pension, out of which 13 are cases where the same individuals got approved as beneficiaries of Widow Pension and Unmarried Women Pension at the same time, as pointed out in detail in Paragraph 2.5.2. However, there were also beneficiaries whose Aadhaar numbers were not recorded in the database. Hence, Audit did a cross-verification using 'Name' and 'Address' fields to check for 'Disbursement of same pension more than once to a beneficiary', which disclosed irregular payment of SSPs to 823 beneficiaries, as detailed in Paragraph 2.11.2.

The existence of ineligible double pension indicates that the Software is not able to perform basic validation to identify duplication in Aadhaar number or similar data such as Electoral Card number.

The Government replied that from 6 February 2017 onwards, only one pension is permissible. The Sevana Pension software has been modified in such a way that entry of a second pension will lead to suspension of SSP.

The reply is not acceptable as Audit noticed instances of irregular double pensions even after 6 February 2017, which shows that the modification in the Software is not effective and has not been tested rigorously before its deployment.

### 2.5.2 Approval and Disbursement of two pensions (IGNWP and UMWP) to single beneficiary

An analysis of the list of beneficiaries of IGNWP and UMWP of Sevana Pension software with Aadhaar numbers revealed that 13 women were irregularly entitled for both pensions, as detailed in **Appendix IV**.

Out of the above 13, five women are 'Active' in both pensions and received both pensions as on August 2021. Among the above five women, three women applied for IGNWP first and later for UMWP. In another case date of application and approval of pension was one and the same. In yet another five cases, both the SSPs are 'Active' and both pensions were disbursed till July/November 2019 and the second pension was seen to be withheld thereafter for mustering. Out of the remaining three cases, in two cases, one pension was

<sup>15</sup> Vide GO (MS) No.282/2016/Fin dated 15.07.2016 of GoK.

active and the other one suspended, it was seen that in the third case, with different names with same Aadhaar Number, both the SSPs are suspended.

The failure to provide input controls in the Scheme Management software had resulted in loss to the Government and inclusion of ineligible persons as beneficiaries. Moreover, lack of proper monitoring by the Secretaries of LSGIs as stipulated in the orders issued by the Government requires urgent disciplinary action against the officials.

**Box No.2**

An applicant applied for SSP under IGNOAP on March 2017 in Vazhakkad Grama Panchayat (GP) and attached a request for cancellation of widow pension due to remarriage. The IGNOAP application was rejected by the Secretary, Vazhakkad GP due to non-attaining of the age of 60 years. Audit verified (October 2021) the Sevana Pension software, and noticed that the applicant is included in the active beneficiary list (Pension ID:109200600232) and has received widow pension from April 2015 to June 2021. Non-cancellation of widow pension even after the intimation of the remarriage had resulted in unauthorised payment of pension amounting to **₹0.54 lakh.**

The Government replied (May 2022) that the Director of Panchayats has been instructed to recover the amount and to take action against erring officials. The Government has already directed to link Sevana Civil Registration software with Sevana Pension software.

In the case of SSP Schemes, the Government may make the submission of Aadhaar number mandatory and also fix responsibility for lax monitoring, and ensure recovery of the amount.

**2.5.3 Approval of SSPs without production of required certificates along with the application**

Applications for each category of SSP Schemes need to be submitted along with the respective certificates<sup>16</sup> from the authorities concerned proving their eligibility for SSPs.

Out of 86,675 applications for SSPs approved in the selected LSGIs during the audit period, 21,512 applications were test-checked. It was seen that in 278 cases, SSPs were sanctioned without production of mandatory certificates, viz. income certificate, death/ missing certificate from Village Officers and self-attested non-remarriage certificate. This resulted in irregular payment of pension up to **₹0.68 crore** to ineligible beneficiaries till April 2021. The district-wise details are given in **Appendix V.**

<sup>16</sup> Income certificate for all SSPs, Non-remarriage certificate for IGNOAP and UMWP from Village Officers and Death Certificate for IGNOAP from LSGIs.

The Government replied (May 2022) that compliance/ verification of eligibility criteria can be strictly adhered to as and when action is taken.

Since SSPs are largely dependent on borrowed funds, the Government may expedite compliance for better financial management.

### **2.5.4 Beneficiaries added to a local body without submitting application**

The applications for SSP Schemes are verified by the Verifying Officer of LSGIs and confirmation of eligibility of the applicant is reported to the Secretaries of LSGIs. The Secretaries of LSGIs shall accept the application only after cross-examination of the report. The verified cases, together with the report of the Verifying Officer, are placed before the Welfare Standing Committee for approval, which finally sanctions pension to the beneficiaries.

The details of initial data entry of the beneficiaries are stored in the database in a table named TR\_WebPensionDataEntry. The table contains the User IDs of those who made the data entry and the approver of the beneficiary. From the User IDs, it is possible to identify the LSGI to which the user belongs. The first five digits of the User ID is the code of the local body.

An analysis of the data available in the table revealed that in 25 cases, beneficiaries added by a user of one LSGI are approved by the user of another LSGI, i.e. beneficiaries have been added from one LSGI to another LSGI. Audit physically verified (September 2021) two cases, which were in Kunnathukal *GP* and Chathannoor *GP* and confirmed that neither any application had been received at these *GPs* where these beneficiaries have been added nor their verification done.

The need for annual verification of beneficiaries for ensuring the continued fulfilment of eligibility criteria, strengthening of disbursement monitoring mechanism, linkage of Aadhaar number with beneficiary accounts, weeding out of ghost/ duplicate beneficiaries, etc. were recommended (as detailed in **Appendix VI**) in the Report of the CAG of India on Performance Audit of SSP schemes (Report No.6 of the year 2016). However, the non-compliance of these recommendations has led to the repetition of such incidences, as pointed out in Paragraphs 2.5.1, 2.5.2, 2.11.2 and 2.11.3 of this Report.

The Government replied (May 2022) that the Director of *Panchayats* is looking into the matter and that the Finance Inspection Wing will also conduct enquiry in this regard.

Since the issue involves process subversion, the Government may issue strict directions in this regard to avoid future recurrence.

### **2.5.5 Beneficiaries included during Welfare Standing Committee meetings held prior to their application date**

Applications received for SSPs are scrutinised and the list of eligible individuals approved by the Welfare Standing Committee. In the Sevana Pension software, the Welfare Standing Committee details are recorded as 'Council' details. After the approval, the Council details, the total number of beneficiaries considered by the Council and the number of beneficiaries approved by the Welfare Standing Committee, are entered in the system. Subsequently, the details of approved beneficiaries are entered. During data entry of beneficiaries, the year is selected first, and the required Council is selected from the list of Councils for that year. After selecting a Council, beneficiary details are added to that Council, which is limited to the number of approved beneficiaries approved by the Council and already recorded.

A scrutiny of the data available in the tables TR\_PensionWebFormEntry (containing details of initial data entry), TR\_Pension (master file of all approved beneficiaries) and TR\_RegistrationFW (details of Councils) revealed that in 953 cases, beneficiary details were recorded against Councils held prior to their date of application and an amount of **₹6.10 crore** have been paid to these beneficiaries. It was found in the database that slots were left vacant in many of the Councils, to which erroneous addition of beneficiaries are possible.

On examining the process of addition of beneficiary, it was noticed that the chance of accidental addition to an incorrect Council is remote, meaning thereby that the chance of malafide in these 953 cases is very strong.

The Government replied (May 2022) that a beneficiary is added only if he/ she satisfies all prescribed eligibility conditions. These conditions are scrutinised by the Secretary of the LSGI concerned. The LSGI Secretary and the Verifying Officer will be liable for any financial loss due to the sanction of pension for ineligible persons without following the guidelines issued by the Government.

As the reply is not specific to the point raised by Audit, subject specific remarks are awaited (October 2022).

### **2.5.6 Ineligible approval/ payment of SSPs noticed during Beneficiary Survey**

A Beneficiary Survey was conducted by a joint team of Audit and LSGI's representatives. A total number of 772 households in the selected LSGIs were randomly selected for the survey which revealed that beneficiaries were ineligible in 152 cases (19.69 *per cent*), as detailed in **Appendix VII**.

The Government replied (May 2022) that the cases would be examined.

Since almost 20 *per cent* sample of the test-checked cases revealed ineligible beneficiaries, the matter may be given top priority as ineligibility on this scale leads to enormous outflow of funds which is completely unwarranted.

## 2.6 Irregular sanction of SSPs

### 2.6.1 Sanction of SSPs to Government Servants/ Service Pensioners/ Temporary Employees

The Government stipulates<sup>17</sup> that the applicant should not be a recipient of salary/ pension/ family pension from Central Government/ other State Governments, should not be a retiree from Central/ State Public Sector Undertakings and a recipient of Pension/ Family Pension, and should not be an Income Tax Payer. In the following cases, concealing the fact that they are Government Employees, Service Pensioners or Temporary Employees, they were irregularly entered as beneficiaries and several thousands of them were receiving SSPs.

The Government of Kerala informed<sup>18</sup> the Director of *Panchayats* that Service Pensioners and Government employees who were receiving SSPs have been removed from the beneficiary list.

On verification of individual payment details available in the Sevana Pension Portal, it was found that payment to these beneficiaries had been discontinued from July 2019.

Audit obtained (February 2021) the data regarding list of sanctioned SSPs to Government Servants/ Service Pensioners/ Temporary Employees from the DBT Cell in the Directorate of *Panchayats* and compared it with the data of Sevana Pension software and noticed that a total number of 9,201 Service Pensioners and Government employees irregularly received SSPs. The total amount thus disbursed as SSPs to these ineligible persons for the three-year period from 2017-18 to 2019-20 works out to **₹39.27 crore**, as detailed in **Appendix VIII**.

It was noticed (April 2021) by Audit that there were Government employees and Service/ Family Pensioners who were receiving SSPs from the year 2000 itself. If the irregular payments of SSPs from the year 2000 are also to be taken into account, the loss to the Government would be huge.

In respect of the selected districts, Audit observed irregular payments amounting to **₹3.70 crore** in 835 cases on this account, as detailed in **Appendix IX**.

<sup>17</sup> Vide GO (MS) 483/2017/Fin dated 06 November 2017 and GO (MS) No.97/2020/Fin. dated 23 September 2020.

<sup>18</sup> Vide letter No.1447197/SFC-B2/2020/Fin dated 07 October 2020.

Lack of proper verification of the eligibility conditions of the applications and identification of beneficiaries had resulted in irregular disbursement of SSPs to ineligible persons and consequent loss to the Government. The irregular payments have not yet been recovered. Moreover, concealing the facts regarding receipt of pension by Service/ Family pensioners and Government employees by defrauding the Government should have attracted disciplinary action. However, neither any action nor any enquiry has been initiated till now (October 2022).

As SSPs are to be given only to those who have no other means for their livelihood, the issue highlighted here is of grave concern.

### **2.6.2 Disbursement of SSPs to Government Servants/ Service Pensioners/ Temporary Employees even after their suspension from beneficiary list**

On a test-check and analysis of data, it was observed that, SSPs were again irregularly disbursed to 400 Government employees, out of the 9,201 Service Pensioners and Government employees who received SSPs as mentioned in Paragraph 2.6.1 above, under 403 transactions even after their removal from the list of those receiving SSPs, as detailed in **Appendix X**. In 399 cases, SSPs were disbursed for two months, i.e. August and September 2019 batches<sup>19</sup>. In respect of one case, viz. SSP ID No.109500400174, pension was disbursed even after permanently removing it in July 2019 from receiving the SSP, in four batches, as detailed in **Appendix XI**.

In all the 400 cases, the transactions were “Successful”. Pensions were credited to the Bank Accounts for 319 persons and for 81 persons it was disbursed through DTH mode. Absence of proper control in the Sevana Pension software to check such ineligible beneficiaries during generation of bills and the laxity in proper verification and monitoring by the DBT Cell had resulted in loss of **₹0.10 crore** to the Government. More importantly, the absence of proper control in the software opens up the possibility of many more such cases occurring in future and escaping the Government’s notice, leading to more such expenditure towards ineligible beneficiaries.

The Government replied (May 2022) that the matter will be looked into.

The Government may rectify this on priority as it involves Service pensioners and Government employees who are already having regular sources of income and who should be acted against for committing such gross irregularities.

---

<sup>19</sup> Instead of monthly disbursement, SSPs were disbursed in three to nine batches with each batch comprising of two to five months of pending instalments during the audit period.



## 2.7 Poor accounting practices and resultant deviations in the accounts

The role of KSSPL (hereinafter referred to as the Company) in generation of funds starts at the stage when the Finance Department accords sanction for the total fund requirement to meet the disbursement of SSPs and simultaneously directing the Company to transfer credit the funds at the designated Treasury/ Bank Accounts. The direction/ sanction from the Finance Department is on the basis of a communication received from the DBT Cell in the Directorate of *Panchayats* regarding fund requirement for a particular month. The Company already will be having some amount at its disposal which have been received from GoK<sup>20</sup> for the disbursement of SSPs. The differential amount to meet the requirement of DBT Cell will be arrived at by the Company and that amount is to be raised as loans by the Company. After meeting the fund requirement, the Company transfer credits the required funds to the designated Bank/ Treasury Accounts.

Audit noticed serious procedural/ control lapses, with respect to accounting, on the part of the Company/ DBT Cell, such as non-maintenance of accounts, non-reconciliation of accounts, excess availing of loans, its irregular repayment, etc., as detailed below:

### 2.7.1 Non-maintenance of books of accounts

As per Section 128 (1) of the Companies Act 2013, every Company shall prepare and keep at its registered office books of account and other relevant books and papers and financial statement for every financial year which give a true and fair view of the state of the affairs of the Company. Section 2 (13) (i) of the Act states that books of account include records maintained in respect of all sums of money received and expended by a Company and matters in relation to which the receipts and expenditure take place.

- **Kerala Social Security Pension Limited**

The Company maintains accounts with the State Bank of India (SBI), Special Treasury Savings Bank, State Co-operative Bank and Union Bank and numerous cash transactions take place every day. Except for Bank Pass Books, the Company is not maintaining any ledgers/ registers in the prescribed format. As the Company is not maintaining separate cash books or any subsidiary accounts, the details of funds received from the Government of India/ State, funds raised from public/ PSUs and other institutions, funds transfer credited to Banks for beneficiaries, and funds if any repaid on account of loans, etc. are not available on records. As such, Audit is not in a position to ascertain the true and fair picture of the transactions of the Company. Non-maintenance of Cash

<sup>20</sup> Government of India funds are transferred directly to the DBT Cell in the Directorate of *Panchayats*.

Books and non-entry of monetary transactions in it or in any other subsidiary registers is indicative of weak control mechanism over financial reporting and may lead to financial irregularities and cases of misappropriation.

Further, the Company produced an audited accounts for the year 2018-19 to Audit in December 2021, which had been finalised only in October 2021, after a delay of more than two years. The audited accounts for the years 2019-20 and 2020-21 are yet to be finalised (October 2022).

The Statutory Auditor<sup>21</sup> had given Qualified Opinions in the audited accounts for the year 2018-19, and commented that due to absence of documents, they were unable to verify and comment on the correctness of the transactions, check the pension disbursed and amount held back by PACS, and check and verify the end use of the pension payments. The opinion also states that due to non-provision of supporting documents for Government grant receivable out of the total grant receivable, they were unable to comment on its correctness. The audited accounts also state that even though the Company has received ₹1,000 crore from M/s Kerala State Beverages Corporation during the year 2018-19, due to the absence of any information or explanation, the transactions could not be verified to express an opinion thereon.

- **DBT Cell in the Directorate of *Panchayats***

The DBT Cell maintains accounts with SBI for disbursement of pensions and for receiving the refund of the undisbursed pensions. The DBT Cell did not maintain cash book relating to the transactions during the period covered under audit. Due to non-maintenance of cash book and subsidiary accounts in proper form, Audit could not ascertain and verify the bank balance. Non-maintenance and non-entry of monetary transactions in the cash book is indicative of weak control mechanism over financial reporting.

The Government replied (May 2022) that several meetings were held with the Company, Director of *Panchayats*, Registrar of Co-operative Societies, etc. for formulating an efficient reconciliation process for the fund allotted to the Company towards disbursement of SSPs. The Government had directed the Administrative Department to instruct the Company to provide details required by the Audit. Regarding the qualified opinion of the Auditor, the Government replied that the Administrative Department has been directed to instruct the Company to take necessary corrective action in the matter. In the case of DBT Cell in the Directorate of *Panchayats*, Government replied that instructions had been given to the Director of *Panchayats* to keep cash book and subsidiary books.

Since substantial funds, specifically borrowed funds, are involved in the SSPs, non-maintenance of even the minimum books of accounts and non-reconciliation of accounts point out to serious dereliction of duties by officials

---

<sup>21</sup> RRM & Associates LLP, Chartered Accountants, Thiruvananthapuram.

concerned and potential for financial misuse, misappropriation and fraud. Hence, the Government may compulsorily ensure the upkeep of accounts and its reconciliation to avoid possible misuse and misappropriation of funds.

### 2.7.2 Allocation and usage of Funds for SSPs

As per the details furnished by the DBT Cell and the Company, the funds received from the Government of India/ Government of Kerala/ Director of *Panchayats*, loans raised by the Company to fulfil the requirements of SSPs, and the funds transfer credited to the Director of *Panchayats* during the period from 2017-18 to 2020-21 are as detailed in **Appendix XII**.

Audit noticed that during the years 2018-19 and 2020-21, the Company was having sufficient funds amounting to **₹5,579.28 crore** and **₹11,924.14 crore** in their accounts against the requirements of **₹4,654.96 crore** and **₹10,226.56 crore** respectively. In spite of having adequate funds, the Company still needlessly raised excess loans amounting to **₹6,818.82 crore** and **₹8,604.19 crore** respectively for those years. In respect of the year 2019-20, while the requirement for the year was greater than the amount in the account by **₹2,794.52 crore**, the Company went ahead with borrowing **₹6,843.65 crore**. In short therefore, loans amounting to **₹4,049.13 crore** were raised by the Company in excess of the final disbursement for 2019-20. Audit had enquired about the reason for availing excess loan to the tune of **₹19,472.14 crore** for these three years but no reply has been received till date (October 2022).

The Company had paid interest amounting to **₹1,596.34 crore** during the period from 2018-19 to 2020-21 from the loan amount raised for the disbursement of SSPs, which was in violation of the Government orders and the Memorandum of Association, which stipulates that the liability of the loan availed by the Company for the disbursement of SSPs shall rest with the Government. An amount of **₹10,848.61 crore** is outstanding against loans availed by KSSPL from various institutions as on 31 March 2021. When this loan amount is repaid from the Consolidated Fund, the revenue expenditure of the State will increase accordingly.

Audit noticed (November 2021) that there were differences in the amount received by DBT Cell and that disbursed by them during the years 2018-19 to 2020-21, as detailed in **Table 2.2** below.

**Table 2.2**  
**Details of excess amount disbursed during the period 2018-19 to 2020-21**  
(₹ in crore)

Year	Particulars		
	Amount credited as stated by KSSPL	Amount disbursed as SSPs by DBT Cell	Difference in Amount disbursed
2018-19	4,654.96	7,986.92	(-)3,331.96 <sup>22</sup>
2019-20	5,044.52	6,244.55	(-)1,200.03

<sup>22</sup> The negative figure indicates excess spending by DBT Cell.

Year	Particulars		
	Amount credited as stated by KSSPL	Amount disbursed as SSPs by DBT Cell	Difference in Amount disbursed
2020-21	10,226.56	10,173.42	53.14
<b>Total</b>			<b>(-)4478.85</b>

(Source: Information furnished by DBT Cell and KSSPL)

The reasons for the difference in funds and the source through which the excess fund requirement was met could not be explained by the Company or the DBT Cell as the reconciliation of funds was not done. This has been explained in detail in Paragraph 2.7.3 below.

The Government replied (May 2022) that the difference was due to erroneous taking of a part of the amount disbursed in 2018-19 to 2019-20. The reply is not acceptable to Audit as the difference of **₹4,478.85 crore** between total amount received and disbursed for the three years from 2018-19 to 2020-21 could not be clarified by the Government.

### 2.7.3 Non-reconciliation of funds for the disbursement of SSPs

As per Rule 93(bb) (4) of the Kerala Treasury Code, in whatever manner the accounts are maintained, the official concerned should reconcile the accounts periodically at least once in a month with the accounts kept by the Treasury and prepare a reconciliation statement at the end of each month and see that the closing balance of the month agrees with the balance in the account kept by the Treasury. This rule is also applicable in the case of money deposited in a Bank Account.

The Company stated that a total amount of **₹19,926.04 crore** availed as loan was transfer credited to the Directorate of *Panchayats* for disbursement of SSPs from 2018-19 to 2020-21 whereas the Directorate of *Panchayats* stated that an amount of **₹21,314.65 crore** was received from the Company for disbursement of SSPs for these periods as shown in **Table 2.3**.

**Table 2.3**

**Details of amount transfer credited by KSSPL to the Director of *Panchayats* for disbursement of SSPs**

Year	Amount furnished by	
	KSSPL	Directorate of <i>Panchayats</i>
2018-19	4,654.96	5,269.23
2019-20	5,044.52	5,818.86
2020-21	10,226.56	10,226.56
<b>Total</b>	<b>19,926.04</b>	<b>21,314.65</b>

(Source: Information furnished by DBT Cell and KSSPL)

Difference in amount transferred to the tune of ₹1,388.61 crore was noticed for the periods 2018-19 and 2019-20 and this was not seen to be reconciled. When this was pointed out, the Company reiterated that the amount transferred to the Directorate of *Panchayats* was only ₹9,699.48 crore for the periods 2018-19 and 2019-20.

The Government replied (May 2022) that the Director of *Panchayats* and the Company have been directed to take urgent steps to reconcile accounts as pointed out by Audit.

Since periodical reconciliation of accounts is not only an important exercise in financial prudence but also a safe and best practice to keep the accounts safe from misuse and malpractices, the Government may strictly ensure its compliance.

#### **2.7.4 Deficiencies in tracking the undisbursed amount and refund**

In all pension sanctioning orders issued by the Government, directions were also issued to refund the undisbursed pension amount to the Company's account.

Audit noticed (November 2021) that though the amount required for disbursement of SSPs were transfer credited by the Company to the Director of *Panchayats* for disbursement to beneficiaries, the refund of the undisbursed pension of beneficiaries were credited back by the PACS/ Banks concerned partially to the Company account and partially to the Bank Account of the Director of *Panchayats*. Hence, the Company was not aware of the actual volume of undisbursed amount.

On this being pointed out, the Company replied that it had received a number of amounts in its account throughout the month as undisbursed pension most of which were remitted by the PACS and some by Banks, *GPs* and even individuals. The Company stated that it was not able to identify the remitter or account from which the amounts were remitted. Besides, the data regarding the actual undisbursed pension with the Banks and with the PACS, who are the distributors of SSPs, is not with the Company and hence it was not possible to make reconciliation of the account.

Though the Department/ the Company is handling huge amount for disbursement of SSPs every month, no system exists to monitor the utilisation of the amount transferred, the amount disbursed as pension, the amount undisbursed and the amount credited back. Moreover, the Government is also not exercising any control over the Company or the DBT Cell, even though substantial amount of Government fund is involved in the SSPs. This may lead to the potential risk of misappropriation and fraud without getting noticed.

The Government replied (May 2022) that several meetings were held with the Company, Director of *Panchayats* (DBT Cell), Registrar of Co-operative

Societies, etc. for formulating an efficient reconciliation process for their fund allotted to the Company towards disbursement of SSPs.

The weakness in systems and procedures is a serious threat to fund management and needs to be rectified immediately in view of the high risks outlined above.

## 2.8 Non-adherence to the timely disbursement of SSPs

The NSAP guidelines envisage monthly disbursement of SSPs to the beneficiaries. To ensure the monthly disbursement of SSPs, the central share for disbursement of three NSAP Schemes, i.e. IGNOAP, IGNWP and IGNDP, are released twice in a year. The SSPs are given to those who have no regular means of subsistence. To ensure their daily sustenance, SSPs are to be disbursed monthly.

On an analysis of the disbursement of SSPs during the audit period from April 2017 to March 2021, it was noticed that SSPs were not being disbursed monthly. Instead, SSPs were disbursed in three to nine batches with each batch comprising of two to five months of pending instalments during the above audit period. Non-disbursement of SSPs as monthly payments leads to hardship for the beneficiaries who have no other means of livelihood. The frequency of disbursement is as shown in **Table 2.4**.

**Table 2.4**  
Frequency in disbursement of SSPs

Year	Frequency of disbursement in batches
2017-18	4
2018-19	3
2019-20	4
2020-21	9

*(Source: Data from Sevana Pension site)*

This irregularity in timely payment of pension had been pointed out by Audit (April 2022) for which no reply has been received (October 2022).

The above aspect had already been reported as Paragraph 4.2 of the Report of the CAG of India on Performance Audit of SSP Schemes (Report No.6 of the year 2016) for the GoK. However, the issue is still persisting.

## 2.9 Denial of pension to eligible beneficiaries due to erroneous bill processing

Beneficiaries of IGNWP and UMWP are required to submit 'Non-Remarriage Certificate' every year. Beneficiaries above 60 years are exempted from submitting non-remarriage certificate.

The Finance Department had directed that the beneficiaries of IGNWP and UMWP should be authorised pension for July and August 2021 regardless of their submission of 'Non-remarriage Certificate', i.e. no one should be excluded due to non-submission of the said certificate.

A scrutiny of the conditions applied in the Stored Procedure (SP)<sup>23</sup> revealed that IGNWP and UMWP were restricted to those who have submitted the Non-remarriage Certificate, as detailed in **Appendix XIII**. On analysis of data, it was found that 26,950 beneficiaries were excluded from the pension payment for the months of July and August 2021.

The omission occurred due to the negligence on the part of IKM in modifying the procedures run at the back-end for bill processing as per the new Government order and lack of control of DBT Cell on IKM. Similar omission by IKM resulted in erroneous payment to beneficiaries who are suspended by the LSGIs leading to loss of **₹4.08 crore**, as mentioned in Paragraph 2.13 of this Report.

Changes in the software modules need to be done with proper Change Management system, including documentation, testing, acceptance, etc. This applies to changes made in the SPs also which are executed separately for data processing related to the software. Lack of proper Change Management procedure is the main reason for occurrences of such errors in processing which lead to denial of benefit to the beneficiaries or huge loss to Government.

The controlling Department is not able to verify the correctness of activities performed by IKM. Automated bill generation, with option for DBT Cell to select the categories of beneficiaries to be included or excluded for authorisation of pension, would have eliminated the scope of such omissions.

The Government replied (May 2022) that IKM has been directed to rectify the defects pointed out by Audit.

The Government may direct IKM, the developer, for an automated bill generation process with option for the DBT Cell to select the categories of beneficiaries to be included or excluded for authorisation of pension and to stay themselves away from its administration.

## **2.10 Payment by 'Direct to Home' mode does not qualify as Direct Benefit Transfer**

DBT, as elaborated in Rule 87 of General Financial Rules (GFR), 2017 stipulates that transfer of benefits should be done directly to beneficiaries under various Government Schemes and Programmes using ICT. Necessary process reengineering to minimise intermediary levels and to reduce delay in payments

---

<sup>23</sup> An independent software module which contain instructions which would be executed when it is run on the back-end database.

to intended beneficiaries with the objective of minimising pilferage and duplication should be done for all Government Schemes and Programmes.

During the audit period 2017-18 to 2020-21, a total amount of **₹29,622.67 crore** was disbursed for the five SSPs. Out of this, **₹15,312.33 crore** (51.69 per cent) was transferred direct to the Bank Accounts of the beneficiaries and ₹14,310.34 crore (48.31 per cent) was paid in cash Direct to Home of the beneficiaries through PACS agents. The payment in cash through the PACS does not qualify as DBT, as it is not done directly to beneficiaries and does not minimise intermediary levels. Further, in respect of DTH disbursements, only the signature/ thumb impression of the beneficiaries are obtained as acknowledgement by the agent which is kept in the PACS concerned.

Absence of an automated beneficiary-wise acknowledgement had resulted in possibility of fraud in disbursement through DTH mode as illustrated in Box No.3 below Paragraph 2.11.3 of the Report.

This was pointed out to the Government in June 2022 for which a reply has not been received yet.

## **2.11 Irregular disbursement of SSPs**

### **2.11.1 Irregular payment of Widow Pension**

As per Government Circular<sup>24</sup>, legally divorced women and women deserted from husband are not eligible for IGNWP.

Audit verified (March 2021 to December 2021) a total of 14,924 sanctioned applications of IGNWP in selected LSGIs and noticed that IGNWP was irregularly sanctioned to 165 applicants who were legally divorced and to 420 applicants who were deserted by their husbands. Irregular payment of pension to legally divorced persons and persons deserted by husbands resulted in loss of **₹0.52 crore** and **₹1.28 crore** respectively. The district-wise details are given in **Appendix XIV**.

The Government replied (May 2022) that necessary directions have been issued to suspend/ weed out ineligible persons from Sevana Pension software and to recover the amount already disbursed.

Since substantial amount is involved in these cases, Government may expedite the recovery.

### **2.11.2 Disbursement of same pension more than once to a beneficiary**

As per Government Order<sup>25</sup>, under no circumstances can the same type of pension be allowed as a second pension.

<sup>24</sup> Circular No.97/2019/Fin dated 11 December 2019 of GoK.

<sup>25</sup> GO (MS) No.67/2017/Fin dated 06 February 2017 of GoK.



Analysis of data revealed that the same pensions were disbursed more than once to 823 beneficiaries in 1,703 Pensioner IDs during the period 2017-18, 2018-19 and 2019-20. Irregular disbursement of pension during the period from April 2017 to March 2020 resulted in a loss of **₹3.83 crore** to Government as detailed in **Appendix XV**. The above loss has been calculated excluding the one SSP for which the beneficiaries are eligible for.

Failure on the part of the LSGIs to ensure adequate verification before payment, along with the lack of monitoring by the DBT Cell and inadequate controls in Sevana Pension software had resulted in the irregular payment of same pension to a beneficiary more than once and consequent loss to Government.

The Government replied (May 2022) that the DBT Cell has been instructed to monitor properly.

The Government may monitor the action taken by the DBT Cell to ensure that the issues are sorted out at the earliest.

### **2.11.3 Irregular disbursement of SSPs to those who were reported deceased as per the Register of Deaths**

To avoid misuse of SSPs by the legal heirs of the deceased persons, the Government had instructed<sup>26</sup> all the Secretaries of LSGIs to take immediate action to suspend the deceased from the Sevana Pension software. In the case of DTH, the PACS after every disbursement should report the cases of deceased to the LSGIs. The Secretaries of the LSGIs, after enquiry, shall remove the deceased from the beneficiary list. The LSGIs across the State maintain the list of deaths occurred within the jurisdiction of the LSGI concerned in the Register of Deaths.

On cross-verification of beneficiary list with Register of Deaths, Audit noticed (March 2021 to November 2021) that out of 3,08,843 beneficiaries, 4,039 beneficiaries were deceased and their deaths had been registered in the same LSGI which had to remove the name of the beneficiary from the database.

The SSPs were paid in 1,698 out of these 4,039 cases, resulting in irregular payment amounting to **₹2.63 crore**. The district-wise details are given in **Appendix XVI**.

#### **Box No. 3**

Out of the 4,039 cases, in six cases in Varkala Municipality, pension was paid as DTH even after the date of death of the beneficiary. This had resulted in irregular payment of SSPs amounting to **₹0.01 crore**.

After being pointed out by Audit, the Secretary submitted the collection particulars in respect of the beneficiaries as detailed in **Appendix XVII**.

<sup>26</sup> Vide Circular No.69/2018/Fin dated 26 July 2018 of GoK.

On receipt of reply to the Audit observation, Audit visited the Varkala Service Co-operative Bank and scrutinised the acknowledgements of the SSP beneficiaries. In respect of these beneficiaries, different types of signatures and thumb impression were recorded against the acknowledgment column of the same person. It was also noticed that most of the amount were remitted by the same person. Under these circumstances, Audit suspects the possibility of fraud in respect of these transactions.

The Varkala Municipality then followed the same method of Audit and found out that SSPs amounting to ₹0.03 crore were paid to 38 beneficiaries (with the help of Aadhaar number attached with the death details) as DTH after death. In these cases too, recovery is in progress and the Secretary has assured to give the detailed list of the collection particulars in this regard.

Almost 50 *per cent* of the beneficiaries are paid through DTH mode by PACS for which the only assurance is the acknowledgement through a signature or a thumb impression in the form given by the agent. This is incongruous with the DBT, which requires Aadhaar enabled verification.

The need for a system to provide mobile alerts to beneficiaries about the payments credited to their accounts was recommended to Government (as detailed in **Appendix VI**) in the Report of CAG of India on Performance Audit of SSP Schemes (Report No.6 of 2016 of GoK). The effective implementation of such a system in the case of DTH would have helped the Government in detecting such malpractices.

The Government replied (May 2022) that IKM has been instructed several times to link Sevana Pension software with Sevana Civil Registration portal and to weed out the beneficiaries on their deaths. As the details of Aadhaar have not been seeded in the Sevana Civil Registration portal, there is difficulty in obtaining complete information of death cases. Regarding fraudulent transactions in the Varkala Municipality, the Government replied that the Secretary of the Varkala Municipality has been instructed to take steps to recover the amount of pension disbursed after the death of beneficiaries. The Director of *Panchayats* has been instructed to conduct internal audit.

While the Government may bring in the necessary internal controls to ensure such instances do not take place, action may also be taken to recover the payments and fix responsibility on the officials concerned as this is a case of potential misappropriation.

## **2.12 Irregular transfer of funds in respect of cases reported as deceased**

The Government instructed<sup>27</sup> that the PACS after every disbursement should

<sup>27</sup> Vide Circular No.69/2018/Fin. dated 26 July 2018 of Finance (SFC-B) Department, GoK.

report the cases of deceased beneficiaries to the local bodies. The Secretaries of the local bodies after enquiry should remove the deceased beneficiaries from the beneficiary list.

On an analysis of SSP disbursement data table of Sevana Pension software for the period from 2017-18 to 2020-21, it was noticed that funds were transferred to PACS in 6,79,585 transactions to 96,285 beneficiaries, though these beneficiaries were reported as deceased by PACS two to 20 months earlier, as detailed in **Appendix - XVIII**. A cross-verification of these details with the DBT disbursement details available in the online site of LSGD revealed that due to non-removal of deceased beneficiaries from the list by the Secretaries of LSGIs as instructed by the Government, the DBT Cell unnecessarily transferred funds to PACS for disbursement to those beneficiaries who were already reported as “Deceased” by PACS. The total amount transferred on this account up to April 2021 works out to **₹118.16 crore**. Due to the transfer of funds to PACS in the name of beneficiaries who were deceased, the Government incurred a loss of **₹0.87 crore** towards payment of interest. The irregular transfer of the funds in respect of cases reported as deceased is of grave concern as it could lead to potential fraud and misappropriation.

In respect of the selected districts, Audit noticed (March 2021 to November 2021) the transfer of funds amounting to **₹5.93 crore** to PACS for disbursing SSP in respect of the 4,701 cases who were already reported as deceased. This resulted in loss of **₹0.04 crore** to the Government towards payment of interest. The district-wise details are as shown in **Appendix - XIX**. It was observed by Audit that neither any verification was done by the Secretaries of LSGIs to check the facts reported by PACS nor any action taken to suspend the undue payments, both of which necessitate strict disciplinary action against the erring officials.

This was pointed out to the Government in December 2021 for which a reply has not been received yet. Specific replies/ action-taken had been requested (February 2022 and March 2022) for which a response has not been received yet (October 2022).

The Government may take action to plug such leakages and also fix responsibility on the erring officials.

### **2.13 Disbursement of SSPs to ineligible persons who were suspended from the beneficiary list**

The batch wise DBT status report, such as initiated records, transferred records, success records and failed records pertaining to all the five SSPs are available for the public in LSGD website Sevana Pension Social Security System (<https://welfarepension.lsgkerala.gov.in/DBTStatusRpt.aspx>) under the tab “DBT – Appropriation Information”. Individual disbursement details are also available in the same Sevana Pension website.

On verification of the TR\_Expenditure Table<sup>28</sup> of Sevana Pension software made available to Audit, it was noticed that five batch-wise DBT Reference numbers were captured in the Table against the year 2018 and transactions amounting to **₹4.08 crore**, disbursed vide these DBT Reference numbers in 10,406 transactions, were recorded as “Successful”, as detailed in **Appendix XX**. However, the details relating to these transactions were not available in the ‘DBT – Appropriation Information’ in the Sevana Pension website. The disbursements relating to these batches were also not found in the individual disbursement details available through the “Search” option on the website.

On a cross-verification of the TR\_PensionerBillDBTFinal Table, it was noticed that these DBT Reference numbers pertain to disbursements for the period from December 2018 to April 2019.

The matter was verified (September 2021) in the files available in DBT Cell and it was observed that in a Note dated 26 April 2019, it was stated that the DBT Cell had noticed erroneous disbursement of pensions to some ineligible persons, such as suspended persons. This fact was confirmed by IKM too. The matter was referred to a higher level from the DBT Cell and the Government<sup>29</sup> ordered the Director of *Panchayats* to stop the payments and to recover the amount already paid. However, the amount thus paid has not been recovered so far (October 2022).

The district-wise details furnished by the DBT Cell regarding the number of beneficiaries and the amount disbursed in respect of five SSPs during the year 2018-19 were 44,43,185 and **₹7,986.93 crore** respectively. On an analysis, it was noticed that the disclosed amount of **₹7,986.93 crore** was arrived at by deducting **₹4.08 crore** from the original transaction amount of **₹7,991.01 crore** that was captured in the TR\_Expenditure Table. The irregular payment was thus concealed from the details furnished to Audit and also from the reports that are available on the website for the public.

An application software is deployed in order to provide efficient and transparent mechanism in the management of such SSPs executed through them. In the instant case, the disbursements were made to ineligible persons who are suspended from receiving SSPs. Thus, it is evident that absence of proper controls in the Sevana Pension software to check such ineligible beneficiaries during initiation of bills and also due to the lack of proper verification and monitoring by the DBT Cell, had resulted in a loss of **₹4.08 crore** to the Government.

The Government replied (May 2022) that instructions have been issued to the DBT Cell and the IKM to recover the amount. The Government also stated

<sup>28</sup> Local body-wise and DBT reference-wise details of successful and failed amount of SSP beneficiaries of Sevana Pension software.

<sup>29</sup> Vide letter no. 1170386/SFC B2/18/Fin dated 30 April 2019.

about examining the matter of giving DBT Cell proper control over Sevana Pension software.

Since the delay in rectification process may lead to recurrence of the issue, this may be rectified at the earliest.

#### **2.14 Ineligible disbursement of Indira Gandhi National Old Age Pension at enhanced rate**

Beneficiaries of IGNOAP on attaining the age of 75 years are eligible for enhanced rate of pension at the rate of ₹1,500 per month with effect from April 2016<sup>30</sup>.

An analysis of the data in relation to the Date of Birth and Pension Payment details in the Sevana Pension software revealed that 1,60,950 beneficiaries were ineligibly disbursed pension in 2,15,497 instances at the enhanced rate of ₹1,500 per month. The excess payment was done for these beneficiaries for one to 27 months before attaining the age of 75 years, resulting in a loss of **₹10.11 crore** to the Government as detailed in **Appendix - XXI**.

Failure in providing proper controls in the Sevana Pension software and non-verification of eligibility criteria regarding payment of IGNOAP at enhanced rate before generation and sanction of the bill for payment of pension by IKM/DBT Cell had resulted in this excess disbursement of SSP and consequent loss to Government.

The Government replied (May 2022) that they will examine the case and take remedial action. This may be done without any further delay.

#### **2.15 Irregular transfer of amount to PACS due to non-suspension/non-removal of remarried beneficiaries of IGNWP and UMWP from the SSP beneficiary list**

LSGI Secretaries were instructed<sup>31</sup> to collect the information of death/remarriage of beneficiaries through *Anganwadi*/ASHA Workers<sup>32</sup> and exclude them from the database in the respective month.

Analysis of IGNWP and UMWP beneficiary data disclosed that 399 beneficiaries who were below 60 years of age out of 6,57,577 DTH beneficiaries were reported by PACS 15 to 24 months ago as being remarried but continued

<sup>30</sup> Vide GO (MS) No.24/2016/Ord dated 01 March 2016 of GoK.

<sup>31</sup> Vide Circular No.69/2018/Fin. dated 26 July 2018 of Finance (SFC-B) Department, GoK.

<sup>32</sup> *Anganwadi* Worker means a women employed to provide additional and supplementary health care and nutritional services to children and pregnant women under the Integrated Child Development Services Scheme. Accredited Social Health Activist (ASHA) Worker is a trained female community health activist, selected from the community itself under the National Health Mission. ASHA worker will work as an interface between the community and the Public Health System.

to be in the beneficiary list as their names were not removed after verification by the LSGIs concerned. Out of the 399, for 368 beneficiaries, no fund was transferred to PACS for disbursement of their pension as detailed in **Appendix XXII**. For the remaining 31 cases as detailed in **Appendix XXIII**, the DBT Cell continued to transfer funds to PACS totalling **₹0.08 crore** till June 2021, for disbursement of pension. However, PACS, being aware of the status, refunded the amount.

The inaction by LSGD in verifying the status of the women resulted in irregular transfer of funds to PACS for ineligible beneficiaries. All such women continued to be on the active beneficiaries list though their names should have been removed immediately upon information that the status had changed.

The Government replied (May 2022) that PACS and LSGIs have already been issued guidelines for strict compliance and currently PACS are reporting the death/ remarriage cases without delay through Sevana Pension software. Further, regarding remarried cases, the Director of *Panchayats* and the Director of Urban Affairs have also been instructed to look into the matter.

The reply shows that compliance by the Secretaries of LSGIs to the Government Circular<sup>33</sup> was not strictly done. Detailed instructions were given in the said order to gather monthly details of deceased/ remarried beneficiaries through *Anganwadi*/ ASHA Workers and remove them from the database. Since the Secretaries of LSGIs were not adhering to the above Circular, it led to the unnecessary transfer of large amounts to PACS. The inaction on the part of the Secretaries of the LSGIs calls for strict administrative action.

## 2.16 Non-deployment of Performance Audit Supervisors in LSGIs

The Director of *Panchayats* vide instructions<sup>34</sup> regarding deployment of Performance Audit Supervisors, proposes that the Performance Audit Supervisors in LSGIs ensure every month that the instructions given therein were being complied with by the LSGIs concerned and the non-compliances were reported without any delay.

Audit noticed (November 2021) that in any of the selected LSGIs, the envisaged Performance Audit Supervisors were not seen deployed to monitor the compliance of Government instructions and to report its non-compliance.

The Government replied (May 2022) that the Director of *Panchayats* has been instructed to look into the matter. In the absence of these Supervisors, it would be difficult to monitor the scheme. Therefore, the Government may do the needful at the earliest.

<sup>33</sup> Vide Circular No.69/2018/Fin. dated 26 July 2018.

<sup>34</sup> Circular dated 28 September 2019 of the Director of *Panchayats* regarding deployment of Performance Audit Supervisors in LSGIs.

## 2.17 Conclusion

Audit found that the effectiveness of DBT in SSPs were plagued with various inefficiencies and other lacunae, which were impacting its success. Moreover, only around 51 *per cent* beneficiaries could be technically held as availing of DBT, while the remaining 49 *per cent* were receiving their pensions in a roundabout way which would not qualify as “Direct” Benefit Transfer. Some of the important issues noticed in this regard are highlighted as hereunder:

- There is no coordination between the State DBT Cell and the Departments operating various schemes in the State. The State DBT Cell has not constituted the Advisory Board and the State DBT Coordinator and Implementation Support layer as directed in the guidelines. The details of State DBT schemes were not readily available with the State DBT Cell as the same were not centrally monitored by them;
- Non-adherence of the application process timeline led to delays in the approval and consequent payment of SSPs, causing hardship to the applicants;
- Absence of a system for identifying applications once rejected resulted in inclusion of ineligible applicants subsequently as beneficiaries, by accepting fresh applications from them;
- Lack of control in the LSGIs for verifying the financial condition/ status of the beneficiaries led to approval and continuous disbursement of SSP to ineligible beneficiaries;
- The LSGIs lack proper mechanism to cross-verify the new applications with active beneficiary list to identify the persons who are applying for a second time;
- Improper verification of applications for SSPs by the Verifying Officers and the Secretaries of LSGIs led to irregular sanction of SSPs to Government Employees/ Service Pensioners and Temporary Employees and consequent loss of money to the Government;
- Failure to adhere to the provisions/ instructions regarding maintenance of even basic accounts, and non-reconciliation of accounts by KSSPL and DBT Cell in the Directorate of *Panchayats* not only results in lack of transparency in booking of receipts and expenditure in the accounts, but also defeats the very objective of budgetary process. These may also lead to fraud and misappropriation, thereby putting additional burden on the exchequer which is already starved of funds;
- The KSSPL raised loans in excess of the requirement and paid interest from the loan amount so raised. Reasons for the same have not been shared with Audit;
- Neither KSSPL nor the Directorate of *Panchayats* have done the reconciliation of funds for the disbursement of SSP;

- There is no effective mechanism for ensuring the receipt of the SSP by the intended recipient;
- To the extent that SSP payments are made through the PACS (referred to as “Direct to Home”), such payments can be considered only as Benefit Transfers, and not as DBT in the opinion of Audit. DBT, as elaborated in Rule 87 of GFR, 2017 indicates that “Transfer of benefits should be done directly to beneficiaries under various Government schemes and Programmes using ICT. Necessary process reengineering to minimise intermediary levels and to reduce delay in payments to intended beneficiaries with the objective of minimising pilferage and duplication should be done for all Government Schemes and Programmes.” Therefore, payment in cash through the PACS does not amount to Direct Benefit Transfer, as it is not done directly to beneficiaries and does not minimise intermediary levels;
- Non-integration of Sevana Pension software with Register of Death and failure of the LSGI authorities in cross-verification of payment details with the Register of Deaths in the same LSGI had led to irregular payment of SSPs in the name of the deceased leading to suspected embezzlement of money and consequent loss to the Government;
- Non-verification of deceased cases reported by PACS to the LSGIs resulted in repeated unnecessary transfer of SSPs to PACS leading to blockage of funds and consequent loss to the Government towards payment of interest.

## 2.18 Recommendations

In view of the Audit findings above, the Government may consider:

- Directing the State DBT Cell to constitute an Advisory Board, State DBT Coordinator and Implementation Support layer. Efforts may be made for coordination among various Departments operating DBT Schemes by implementing specific ICT applications and real-time communication, and also through monitoring and the periodical updating of data in the State DBT portal;
- Fixing responsibility for the process of dereliction of duties and responsibilities by the officials concerned in the approval of SSPs;
- Ensuring that applications opting for payment of SSPs through DTH mode is strictly limited to most deserving beneficiaries who are unable to avail the banking facilities on their own, after conducting detailed verification and ascertaining the genuineness of the condition of the applicant;



- Fixing responsibility on the officials concerned who erred in sanctioning SSP at enhanced rate before the beneficiary attained the age of 75 years;
- Taking necessary action to include the details of all applications received for SSPs, irrespective of their approval or rejection, in the database to avoid future approval to ineligible applicants;
- Preparing a detailed proforma for providing the outcome on the verification of applications against the eligibility criteria, financial conditions/ physical circumstances;
- Ensuring that the LSGIs cross-verify all new applications with the active beneficiary list to avoid duplication of payment;
- Ensuring that the validation of data is done 100 *per cent* in order to weed out duplicate/ ineligible beneficiaries and to avoid errors;
- Issuing strict directions to fix responsibilities in the cases of irregular sanction of SSPs to Government employees/ Service pensioners and take strict and necessary action to rectify the deficiencies pointed out;
- Ensuring strict compliance for the maintenance of books of accounts, other relevant books and papers, and the financial statement for every financial year which give a true and fair view of the state of affairs of the Company, as required under Section 128(1) of the Companies Act 2013;
- Initiating immediate steps to set right the financial statements and transactions of KSSPL;
- Accepting the responsibility for the repayment liabilities of KSSPL and may exercise essential financial control over KSSPL;
- Issuing strict directions to KSSPL and Directorate of *Panchayats* to do the reconciliation of funds for the disbursement of SSPs and to monitor them;
- Linking the Sevana Pension software with the available database in the LSGIs for effective and essential correlation of facts relating to the beneficiaries and to plug irregular and ineligible disbursements. The database should also be cleaned regularly to weed out inconsistent entries;
- Fixing responsibilities on the LSGI authorities for the irregular transfer of funds to PACS due to non-verification of deceased cases reported by PACS;

- That disbursement of pension and its acknowledgement be done using automated or technology-enabled system like Aadhaar, rather than physical methods, like signature or thumb impression on receipts.

## **Chapter – III**

### **Effectiveness of Sevana Pension software**



## CHAPTER - III

### Effectiveness of Sevana Pension software

#### 3 Effectiveness of Sevana Pension software

Through a close examination of the Sevana Pension software, Audit wanted to evaluate whether the Software has been effective in bringing accuracy, transparency and effectiveness in the execution of the SSP Schemes under the Direct Benefit Transfer programme.

The Sevana Pension software was developed for the automation of disbursement of SSPs. It was developed by IKM and was intended to streamline the disbursement of SSPs with a transparent mechanism. The software and the database were hosted in the server at State Data Centre (SDC) and was made available to all stakeholders, viz. the DBT Cell in the Directorate of *Panchayats*, the LSGIs across the State and the PACS distributing pension in DTH mode. The whole responsibility of execution of Sevana Pension software for the management of SSPs lies with DBT Cell in the Directorate of *Panchayats*. Registration and management of beneficiaries in the software are done by the LSGIs. Fund estimation, bill processing and amount disbursement are the responsibility of the DBT Cell. The Finance Department of GoK sanctions the amount for periodical disbursement and provides necessary directions regarding selection of beneficiaries and payment of SSPs which are to be incorporated in the software.

Audit verified the user interface of the software at the DBT Cell, selected LSGIs and corresponding PACS. Audit also verified the records relating to the software development and management of SSPs, as available at the DBT Cell and the Finance Department. The processes performed by IKM on behalf of the DBT Cell were also checked and physically verified.

On verification of the database, user interface, records and processes, Audit noticed discrepancies in the Software, right from its design and documentation stages. Lack of proper planning and study of the system is evident and glaring in the form of the deficiencies in the Software. Input control deficiencies resulted in erroneous and inconsistent data which makes it impossible to ensure accuracy in pension calculation.

The critical data relating to nearly fifty lakh beneficiaries are placed at risk by hosting the Software with identified vulnerabilities. The processing errors in the Software forced the Department to seek the assistance of the Developer for disbursement of SSPs. With no option to monitor and control the user activities, the User Department became a spectator on each occurrence of erroneous transaction and irregular disbursement.

The deficiencies noticed by Audit are discussed in detail in the following paragraphs.

### **3.1 Lack of preparedness in automation of DBT**

Automation of a system involves system study and design, development and testing of software, installation of the software and ensuring its availability to all stakeholders. The responsibility of automation of the system should be entrusted to an entity by a competent authority, ideally by executing an agreement or by passing an order, enumerating the roles and responsibilities of all stakeholders.

The Finance Department or the DBT Cell could not furnish any such document relating to initiation of the automation of execution of SSP Schemes.

### **3.2 Documentation Deficiencies**

Development of a software requires a systematic planning which includes study of existing system and user requirements, which are to be properly documented. User Requirement Specification (URS) is an important document required in the planning stage of software development. The URS describes the business needs and what the users at all levels require from the system. A deficient URS may ultimately lead to the development of a deficient system. An approved URS ensures that the requirement of the entity has clearly been stated and the same has been passed on to the developer.

The System Requirement Specification or Software Requirement Specification (SRS) is prepared by the developer after understanding all the user requirements specified in the URS. This would enable both the client and the developer to ensure that the software being developed is able to meet all the requirements of the client. The client needs to accept the SRS after ensuring that all the requirements are clearly mapped in the system. These documents are important at the stage of testing the software.

Similar system study and documentation is required while modifications are made in the system. Organisations should follow a defined Change Management procedure that requires approval from a competent authority before being implemented into the operational environment.

#### **a) Absence of System Study Documents**

IKM, the software developer, did not prepare the URS and SRS documents before software development. IKM furnished (16 March 2021) an unsigned document purported to be the SRS of Sevana Pension software Version 1.0. The document however describes features of the latest version of the software where recent Government instructions have been incorporated. The 'References' in the document enlists Government orders and Circulars upto August 2020, which indicates that the document was prepared after August 2020. Further, many of the requirements listed in the document furnished by IKM were not seen incorporated in the software.

Absence of design documents show that proper system study was either absent or deficient during the development of this software, which, had they been there would have eliminated the design deficiencies such as non-recording of initial application, which resulted in irregular approval of beneficiaries as described in Paragraphs 2.2, 2.5.4 and 2.5.5 *ante*.

**b) Documentation and testing of changes in the Software**

Audit observed (August 2021) that proper Change Management procedure is absent in Sevana Pension software. Requests/ directions for changes required in the software are communicated to the Developer from DBT Cell or Finance Department. Government Orders are also considered for making the changes. None of these are documented by the Developer. There is no system of User Acceptance for the changes in the software. Though IKM claim that these changes are tested before deploying, no documentation of the same is available. The fact that certain modifications are not effective has already been brought out in Para 2.5.1 *ante*.

There is also no system available for the User Department to confirm that required changes have been made by the Developer. Omission on the part of the User Department in this regard led to denial of pension to eligible beneficiaries as detailed in Paragraph 2.9 *ante*.

Audit also observed (August 2021) that no formal/ documented system for complaint reporting exists in the Software. System deficiencies/ faults are reported through telephone calls. Whenever bugs are observed, users would lodge complaints through telephone calls and the Developer would make the changes in the application. These requests, modifications and testing are neither documented nor being monitored.

On these being pointed out, IKM stated that the changes in the Software are made according to the Government orders issued and directions from the Finance/ DBT Cell, which are received by email. But IKM could not produce any documentation relating to any of the modification done in the past. The reply is not acceptable as the changes are supposed to be tested by the testing team of IKM and it was admitted by IKM that the documentation regarding changes and test reports are not being maintained.

These were pointed out to Government in December 2021 for which no reply has been furnished by the Government (October 2022).

**3.3 Inadequate training, awareness of security**

It is essential to define the roles and responsibilities of various personnel within the organisation as well as the skill development or training to carry out their duties. It is also required to create awareness on their responsibility in respect of information system security. Awareness on security of the information assets

including software/ hardware, data and basic knowledge about the features of the software are primary requirement for a user in a software system.

Audit conducted a survey among the LSGI data entry users and found that there is lack of proper training among the users. The details are given in **Appendix - XXIV**.

The Government replied (May 2022) that IKM, in coordination with the DBT Cell, would arrange another round of training to the users of the Software and that the security requirements and implications would be stressed in the upcoming training programmes.

### **3.4 Deficiencies in integration of essential criteria for beneficiary approval and pension payment**

All the essential criteria regarding beneficiary addition should have been integrated in the Software. In the case of the Sevana Pension software, it should only have allowed the registration of those who fulfils the criteria stipulated for each SSP. For example, registration of an individual below 60 years, as a beneficiary of IGNOAP, should not have been allowed by the Software.

A report generated through the Software itself shows that there are 604 IGNOAP beneficiaries below the age of 60 years. Absence of proper in-built validation resulted in irregular registration of beneficiary and erroneous and conflicting values in date columns, such as Date of Application, Date of Approval, Date of Digital Signature, Date of Birth and Age. There is no provision in the system to endorse certain eligibility conditions also.

Lack of mapping the criteria in the software and the absence of proper monitoring by the DBT Cell in respect of necessary modifications done in the software by IKM, to incorporate the latest directions of the Government, has led to irregular approval of beneficiaries as mentioned in Paragraphs 2.5.1 to 2.5.3 *ante* and erroneous bill generation as described in Paragraph 2.9 and 2.13 *ante*.

The Government replied (May 2022) that IKM has already been instructed to look into the matter.

Since data inconsistency is a matter of serious concern, Government may expedite the matter with IKM.

### **3.5 Deficiencies in Input Controls**

Input controls are methods that mitigate the possible errors and omissions in data entry. This includes validation of data at the time of entry by the system itself and manual verification of data by a different user. Authorisation of data by a different user and segregation of these duties are key to successful data validation. These input control mechanisms ensure that accurate, reliable and complete data is accepted by the application. In the absence of proper input



controls there is always a chance of entering erroneous or fraudulent data in the system and failure of the application to deliver business objectives.

The Sevana Pension software lacked basic input validation during data entry of beneficiary details, which resulted in inconsistency in data, erroneous inclusion of beneficiaries and ineligible payment of pension.

Lack of validation in 'Age' and 'Date of birth' caused discrepancies in date of birth and age values as mentioned in Paragraph 3.6.5 below. Lack of cross-checking of date of application, date of approval and Council date led to inclusion of beneficiaries in wrong Welfare Standing Committees, as described in Paragraph 2.5.5 *ante*.

Due to the absence of details of rejected applications as mentioned in Paragraph 2.2 *ante*, the software is not able to identify and flag subsequent fresh application by the same individual. Ineligible second pension to same individuals, as mentioned in Paragraphs 2.5.1, 2.5.2 and 2.11.2 *ante* could have been completely avoided if proper validation was built in for crucial unique identification fields, like Aadhaar number and electoral ID card number.

The User ID of LSGI staff consists of a number representing the LSGI where the official is posted. Data entry of the approved beneficiary should have been restricted to the users of the same LSGI to which the beneficiary is being added. Lack of such input control led to fraudulent or erroneous addition of beneficiaries as mentioned in Paragraph No.2.5.4 *ante*.

### **3.6 Lapses in information security and monitoring**

The fundamental aspect of IT governance is the security of the information to ensure its availability, confidentiality and integrity on which everything else depends. Information Security is the ability of a system to protect information and system resources with respect to confidentiality and integrity. It allows an organisation to protect its Information System infrastructure from unauthorised users. It deals with the protection of information and information systems against unauthorised access or modification, whether in storage, processing or transit, and against denial of service to authorised users. And it includes those measures necessary to detect, document and counter such threats.

Information Security is increasingly becoming more important for the Government Institutions as the interconnection of public and private networks and the sharing of information resources increase the complexity of controlling access and preserving the confidentiality, integrity and availability of data.

### 3.6.1 Hosting of web application without Security Audit Certificate

The Government of Kerala had stipulated<sup>35</sup> that ‘Safe to Host’ Security Audit Certificate is mandatory for any website to be hosted at the SDC. Periodic Security Audit, once in every two years, is necessary for the websites. The GoK further reiterated<sup>36</sup> the requirement of ‘Safe to Host’ Security Audit Certificate for all e-governance applications from Indian Computer Emergency Response Team, an empanelled security auditing agency. It also stipulated that all websites/ applications hosted at the SDC would have to go through a complete security audit process before they can be hosted or whenever an alteration/ addition is made to the application.

The security audit of Sevana Pension software was done by the Computer Emergency Response Team-Kerala (CERT-K) in 2016 and the report of the security audit was made available to Audit. The report is in fact the result of ‘Phase-I Vulnerability Assessment’ done by CERT-K which enlists vulnerabilities classified on the basis of OWASP<sup>37</sup> Top 10 categories. The vulnerabilities reported by CERT-K are detailed in **Appendix -XXV**.

CERT-K provided recommendations on each vulnerability noticed and advised IKM to fix the vulnerabilities in the application as per the recommendations given and to submit corrected application for a subsequent round of auditing. It was stated by CERT-K that approval to host the application will be issued only after final confirmation by CERT-K that application is free from any vulnerability.

In respect of ‘Login Password Guessing Attack’ vulnerability, the recommendation was to implement some type of account lockout after a defined number of incorrect password attempts and Captcha Settings and to use strong credentials. Audit checked the login process of Sevana Pension software and found that there is no restriction to the number of incorrect password attempts. The status of other vulnerabilities reported can be verified only by a certified security auditor.

It is also noticed that periodic security audits as stipulated was also not done on Sevana Pension software. The Sevana Pension software and the valuable data, including personal details of the beneficiaries, are exposed to risk by hosting the web application in SDC without clearing security audit and ‘Safe to Host’ certificate.

The Government replied (May 2022) that IKM has already fixed the vulnerabilities as per the advice of CERT-K before hosting the application at

<sup>35</sup> Vide GO(MS) No.43/2015/ITD dated 01 October 2015.

<sup>36</sup> Vide GO(MS) No.8/2019/ITD dated 22 October 2019.

<sup>37</sup> Open Web Application Security Project (OWASP) is a non-profit foundation dedicated to improving software security. OWASP Top 10 is a book/referential document outlining the ten most critical security concerns for web application security.

SDC. The reply is not tenable as mandatory security audit was not seen done and the software is not certified as 'Safe-to-Host'. Further, CERT-K, in its letter dated 30 January 2021, stated that they have not issued 'Safe-to-Host' certificate in Security Audit Phase-I and subsequent audit was not done. Audit also found that vulnerabilities reported by CERT-K still exists in the present version of the software.

### 3.6.2 Lapses in monitoring of user activities

In a Government environment, access control is important because many Government entities process sensitive data and security of such vital data is of utmost importance. It should be ensured that only users with the authorised credentials have access to these sensitive data.

Access control is being given least importance in the Sevana Pension software. In an incident of erroneous addition of a beneficiary at Thrissur Corporation, IKM officials reported that the addition was done from Wadakkanchery Municipality and the error occurred as a result of using the login IDs of Thrissur Corporation and Wadakkanchery Municipality simultaneously in one computer. This shows that there is a practice of using login id of one local body in another.

Sharing of credentials is taken lightly and such incidents are not followed up and actions, as stipulated<sup>38</sup> in the guidelines for usage of passwords are not seen initiated.

User login details are not recorded properly in the system, which could later have been used to monitor the user activities by the User Department. IKM stated that user log is available in the Table 'TR\_Web\_UserLog'. On verification of the Table, Audit noticed (November 2021) that it does not contain the login-logout details of user and the details of all activities performed in the database. Further, it was noticed that transaction details available in the Table were not complete.

Audit even found passwords in unencrypted form in a Table named TR\_Login history, available in the database. The Table contains login details of users which are incomplete. Lack of login details and record of user activities make it impossible to trace the user *vis-à-vis* the activities.

Record of important activities, like application by individuals, their approval and digital signing, were found overwritten during subsequent process, due to possible flaws in the Software. Such overwriting of data resulted in loss of important information, like date of application, date of digital signing of approval, etc.

The DBT Cell is not able to monitor the active users of Sevana Pension software. Absence of such monitoring lead to misuse of User IDs such as login

<sup>38</sup> Vide Circular no PAN/2444/2020-D3(DP) dated 6 February 2021.

at one local body with the User ID of another local body. Irregular addition of users in the Software could have been avoided with better monitoring of user activities.

Even though the matter was reported to the Government (December 2021), the Government's reply is still awaited (October 2022).

### **3.6.3 Inconsistencies in Beneficiary addition**

The Sevana Pension software was closed during the period from February 2017 to June 2018. Data entry of new beneficiaries were also not done during this period of 17 months, as stated by the DBT Cell, in reply to a complaint regarding delay in approving SSP to an applicant.

On analysing the database of Sevana Pension software made available to Audit, it is found that 3,27,863 beneficiaries were added to the database during the period from February 2017 to June 2018 when the website was closed. The DBT Cell does not have any information about the addition of such a large number of beneficiaries when data entry was not possible through LSGIs. IKM stated that LSGIs were doing the data entry in the local server, which was later ported to the centralised server maintained in SDC.

However, the LSGIs visited by Audit reported that they were not able to enter the details of beneficiaries approved by the Welfare Standing Committee during the said period. On verifying the data, Audit noticed that out of the 3,27,863 beneficiaries added, a total of 2,99,427 received pension during the period. While some applicants were denied their right to receive SSPs on account of modification of application, others were able to get into the beneficiary list and received pension. Pension payments of eligible individuals whose applications were not processed due to the blocking up of data entry in Sevana Pension software were delayed upto 18 months. The criteria or method by which 3,27,863 beneficiaries were added, when LSGIs were not able to make data entry, could not be clarified by the DBT Cell. The reason for the discrepancy has been requested for from the Department, for which a reply has not been received yet (October 2022).

The Government replied (May 2022) that the Director of *Panchayats* is looking into the matter and that the Finance Inspection Wing will also conduct enquiry in this regard.

The Government may direct the Department to furnish the reasons for the discrepancy and its rectification.

### **3.6.4 Other security lapses**

Audit observed the following security lapses in the Sevana Pension software:

- a) It was noticed (August 2021) that critical information relating to SSPs are being transmitted between the User Department and the developer through their 'gmail' accounts, even though the entities have 'gov.in' mail accounts;
- b) While examining the Sevana Pension software at LSGIs, it was noticed (February 2021) that 'State Level Reports', which are intended for DBT Cell, are accessible to Data Entry Users. The Data Entry User at LSGI is able to open 'State Level' MIS reports which is not even permitted to be accessed by the LSGI Secretaries.

The application software should have been more robust and secured with facilities to monitor and control the user activities effectively.

This was pointed out (December 2021) to the Government, for which it was replied (May 2022) that use of gmail accounts has now been discontinued and access to reports are now restricted to authorised users only. The details regarding compliance are yet to be furnished.

### **3.6.5 Inconsistency in Master data files**

Master files containing Beneficiary details, Pension scheme details, Local Body details, etc. should be accurate and authoritative, permanent or semi-permanent computerised information, required for the computerised business process. It is essential to ensure the correctness, reliability and integrity of the data in Master Files as it can significantly affect the accuracy of the process and output.

#### **a) Beneficiary Master (TR\_Pension)**

TR\_Pension is the most important Master Table in the application, which contains all the information regarding beneficiaries. All the activities in Sevana Pension software depends on the information inside TR\_Pension Table. Date values are critical in distribution of SSP. A scrutiny of the date values available in this Table revealed the following points:

##### **i) Inaccurate Date of Birth entries in respect of active beneficiaries**

Age is a crucial data relating to the beneficiaries of IGNOAP, ALP and UMWP. Enhanced pension given to the beneficiaries was also dependent on the age of the beneficiary. Age of the beneficiary is decisive in the case of IGNOAP and UMWP since beneficiaries above 60 years need not furnish Non-Remarriage Certificate. Also beneficiaries above 80 are exempted from furnishing Aadhaar. Incorrect values in 'Age' field can affect the payment of pension to beneficiaries. 'Date of Birth' is therefore one of the most important data for the accurate estimation of SSP.

On verification of the SPs executed during bill generation process, Audit noticed that the date of birth value is used in many of the Structured Query

Language (SQL) statements in the procedures. From the values available in the date of birth column, the following statistics is generated in respect of active beneficiaries and as detailed in **Appendix – XXVI**.

The age of the beneficiaries ranged from (-)1,298 to 267. Since the main criteria for pension calculation is the age of beneficiary, incorrect values of date of birth would lead to erroneous data processing and corresponding output. This would affect the estimation of pension amount and will have a huge impact both on the State exchequer as well as the beneficiaries. Cases of excess payment on account of irregular disbursement of enhanced pension as described in Paragraph 2.14 *ante* could have been avoided if the database contained correct date of birth values and were properly used in the software.

On a test-check of applications/ files produced to Audit in three<sup>39</sup> LSGIs with the Sevana Pension Database, it was noticed that in respect of date of birth of 1,015 applications test-checked, date of birth was entered in the database as the first day of the year in 44 applications which is different from that recorded by the applicant in the application and the documents produced along with it. Further, in nine applications instead of the date of birth only year of birth is provided by the applicants. Some illustrative cases are given in **Appendix - XXVII**.

It was observed that proper cross-verification of data entered with the application is not done by the authorities concerned, leading to incorrect entry of date of birth of the beneficiaries, where the date of birth/ age is the main deciding criteria for the eligibility of an applicant.

The Government replied (May 2022) that at present, provision has been enabled in the Sevana Pension software so that correct format of date of birth is entered by the LSGIs.

The Government may direct the Department to furnish the details regarding the enabling of such provisions in the Sevana Pension software.

**ii) Inconsistency in other date fields**

The date values in the columns dtApplication, dtApproved, dtDigitalSign and dtDistributionStart are important since these values affect the various MIS Reports and many decisions taken during bill processing. Scrutiny of the values in the above date fields shows that there are cases where pension payment started *before approval* and even *before application*. Audit verified (April 2021) the details of beneficiaries approved after 2016, since input of these details are done through the revamped Sevana Pension software. The discrepancies noticed (September 2021) in 2,86,842 cases are as detailed in **Appendix – XXVIII**, which account for 18.98 *per cent* of the total beneficiaries approved during the period.

<sup>39</sup> Thrissur Corporation, Nedumangadu Municipality, Kunnathukal GP.

The above discrepancies indicate that the data available in the crucial Master Table are inconsistent and unreliable.

#### **b) Pension type Master file (GM\_PensionType)**

A data Table containing details of SSP types is available in the database. The Table contains fields showing Pension type ID, Name of Pension and minimum age limit for each pension, along with many other relevant details. This data is one of the most important Master Data required for the processing of SSP. The data extracted from the said Table are detailed in **Appendix – XXIX**.

Lower age limit for ALP, IGNOAP and UMWP are recorded as 18, 18 and 19 respectively, which does not conform to the norms specified by the Government. With proper data, this Master file could have been used for proper validation during data entry.

The Government replied (May 2022) that strict controls have been incorporated in the Software. Records with incorrect data shall be rectified by the DBT Cell and steps will be taken to keep the data in master files updated.

The Government may furnish the details regarding the controls being incorporated in the Software and the action taken to rectify the data deficiencies.

### **3.7 Improper involvement of the Developer in data processing and reporting**

Segregation of duties is a fundamental control requirement as it reduces the risk of error and fraud. A software developer should not have access to the live computing environment to carry out the job assigned. Access to the live data at back end can lead to unintended changes which may not conform with the business rules set in the application, which in turn result in threat to data integrity, erroneous/irregular disbursement of SSPs, etc. There is a high chance of errors and omissions during manual intervention in data processing when it is done through procedures requiring editing during each execution, some of which have been identified by Audit. Such an error/omission during pension processing can cause huge loss to the Government. Execution of back-end process for each SSP payment during each payment cycle will leave the Department unable to trace the cause of any such errors.

In the case of SSP, actions pertaining to beneficiary management, fund estimation, disbursement, reconciliation, etc. are to be performed through the Sevana Pension software. The software application should be able to generate all reports required by the User Department. However, it was noticed (February 2021) that the majority of the processing and report generation intended to be done by the DBT Cell are actually performed by the Developer, IKM.

Fund estimation and bill preparation are done by IKM at back-end using independent SPs. The Government decisions relating to payment of SSPs need

to be incorporated in the SPs. Modifications in the SPs done by IKM are neither tested nor documented. Uploading of payment files to Bank server, receipt of payment status from Bank and reconciliation of the payment status are also performed by IKM, which are not completely automated. There were lapses/ discrepancies in these processes which led to excess payments and denial of benefit to beneficiaries as described in Paragraphs 2.9 and 2.13 *ante* respectively. The DBT Cell is not even able to identify such discrepancies due to lack of essential reports.

IKM, the Developer of Sevana Pension software intended for the management of SSPs in Kerala, continues to run the application rather than the User Department. The application cannot generate essential reports like fund requirement, disbursement, reconciliation, etc. Audit examined the SRS furnished by IKM and found that detailed design specification is not available in the SRS. Requirements identified by the Developer are given in the SRS but many of these requirements are not seen mapped in the Software. The requirements which are not incorporated in the software by the Developer are given in **Appendix - XXX**.

The monthly generation of bills should be done by the User Department through the User Interface of the Sevana Pension software. There should be clear segregation of duties between the entities/ persons responsible for development and maintenance of the IT system, and those responsible for and with control over the transactions processed through the IT system. However, that is not the case on the ground in this case. There is extensive involvement of IKM for the monthly generation of bills, amongst others. Use of SPs for such activities, especially monthly generation of bills, appear to indicate that SPs may be used as a substitute for timely and proper Change Management, in keeping with the changes in functional requirements. This is not proper.

The Government replied (May 2022) that IKM will take necessary steps to make the process fully automatic.

The Government may strictly monitor and ensure that there is adequate segregation of duties and the Developer is not involved in data processing and reporting.

### **3.8 Discrepancies in outputs**

Output from a software is the end product which should be accurate and should be available at any point of time. The reliability of outputs including Management Information System (MIS) reports is vital for management decisions and for the effective distribution of SSPs.

While checking the reports available in Sevana Pension software, Audit noticed (February 2021) discrepancies in some of the reports as detailed below.



### a) Report – ‘State level Monthly Disbursement Amount’

The report shows the number of beneficiaries under each pension scheme, the rate of pension and the total amount required for pension payment. A screenshot of the report screen is given below.

#### Report of State level monthly disbursement amount

Sl No	Pension Type	Sub Type	Total Beneficiaries	Monthly Rate - State Share	Monthly Rate - Central Share	Total Amount	Monthly Pension Amount State	Monthly Pension Amount Central	Total Amount
1	Indira Gandhi National Old Age Pension Scheme	Age less than 80	2077808	400	200	1500	831123200	415561600	3116712000
2		Age more than 80	503696	700	500	1500	352587200	251848000	755544000
3		IGNOAPS Total (a)	2581504	0	0	0	1183710400	667409600	3872256000
4	Indira Gandhi National Disability Pension Scheme	Disability % less than 80	356683	500	300	1500	178341500	107004900	535024500

(Source: Report generated from Sevana Pension software)

### i) Outdated rate of pension adopted

As per the report generated in March 2021, the State share and Central share are ₹400 and ₹200 respectively in respect of Old Age Pension and ₹500 and ₹300 respectively in the case of Disability Pension. These rates existed during the period from 1 April 2014 to 1 June 2016. The revised rates have not been incorporated in the system.

### ii) Mismatch in calculated value

As per the report, the values in the column for State share and Central share are not tallying with the value in the column for total amount i.e. State and Central share of Old Age Pension are ₹400 and ₹200 respectively but the ‘Total Amount’ is shown as ₹1,500.

### iii) Incorrect criteria applied

The report erroneously displays that the enhanced pension is eligible for beneficiaries above 80 years instead of the correct age of 75 years. This presents an incorrect number of eligible beneficiaries and deflates the amount required for enhanced pension, also depriving those between 75 and 80 years from the benefits of the Scheme.

Audit observed that an evident procedural/ logical error exists in the internal process of this report. The report of ‘State level Monthly Disbursement Amount’, which could be used by the DBT Cell for estimating the amount required for disbursement at any point of time gives inconsistent, erroneous and misleading figures. As a result of this, the DBT Cell is not using this report and the estimation of funds required for SSPs is being done through IKM every month. Instances of erroneous calculation of enhanced pension by IKM are detailed in Paragraph 2.14 *ante*, which could have been avoided if the report generated through the software was accurate.

**b) Report – ‘Statewise Incentive Details’ in DBT module**

The report of ‘Statewise Incentive Details’ shows the pension-type wise incentive amount due, incentive amount disbursed and balance amount to be disbursed. The report shows pending incentive amount in many of the pension payment periods. Sample reports showing incentive payments of April 2017 and August 2019 shows nil payment of incentive amount in some payment periods. However, the statement received from DBT cell reveals that incentive amount has been completely disbursed for the period from 2017-18 to 2019-20. As such the information given in the report ‘Statewise Incentive Details’ is incorrect.

**c) Non-working of reports**

Many of the reports available in Sevana Pension software do not work properly. On selecting these reports error screen is displayed. The screenshots of some of the reports which do not work properly are detailed in **Appendix XXXI**.

**d) Reports available in public portal**

The ‘Reports’ page<sup>40</sup> of Sevana Pension software presents various statistical data relating to the number of beneficiaries of SSPs. The statistics given are intended to provide valuable Management Information System (MIS) information for departmental authorities as well as general public. The detailed statistics gives the count of pensioners on the basis of various parameters, such as Pension type, Payment mode, Gender, Pensioner category, type of Local Body, Aadhaar seeding, etc. The report provides State-wide count and District-wise count.

On a scrutiny (February 2021) of the figures provided in the Reports page (last updated on 11 May 2021/7:31 PM), there are significant differences in the total number of beneficiaries under some parameters.

Aggregate of Pensioner category-wise count does not match with the given total number of pensioners. The difference is 68,658. Difference in the total of gender-wise count is 149. There is a huge difference of 21,46,671 in the

<sup>40</sup> [https://welfarepension.lsgkerala.gov.in/Web\\_Report\\_en.aspx](https://welfarepension.lsgkerala.gov.in/Web_Report_en.aspx).

aggregate of Local Body type-wise count. The difference in values indicates some serious error in the data or in the Reports module of the application.

The Government replied (May 2022) that problems in the reports in the public portal have been rectified and all the necessary reports will be verified and updated in the live site. The changes in the portal is yet to be verified. The Government may furnish the details regarding the action taken to rectify, verify and update the necessary reports in the public portal.

### **3.9 Susceptibility of Sevana Pension software to fraud**

Once the beneficiaries of SSPs are approved by the competent authorities and all relevant details are captured in the Sevana Pension software, the monthly bill generation, including detailed beneficiary-wise payment, should be done using an automated process available in the software. The Fund Transfer Orders, detailing beneficiary-wise payments and pushing payments to individual beneficiary-wise bank accounts, should be initiated directly from the software, followed by automated beneficiary-wise responses, i.e. acknowledgement of receipt. This response should be pushed back as a reverse feedback loop to the Sevana Pension software for tracking actual beneficiary-wise receipt or non-receipt. In the case of DTH, such acknowledgement should be obtained using electronic means, such as Aadhaar based finger-print reader. Such a reverse feedback loop would enable tracking of actual beneficiary-wise transfer of SSP and consequently avoid pilferage and misappropriation of money. Audit noticed that automated reverse feedback loop for acknowledgement is absent in Sevana Pension software. Absence of such a system makes the software susceptible to fraud and misappropriation, as illustrated in Box No.3 below Paragraph 2.11.3 *ante*.

### **3.10 Conclusion**

Due to various issues as summarised below, the Sevana Pension software has not been able to become fully effective in improving the accuracy and transparency in the DBT programmes:

- There is lack of proper planning of the automation process. No system design documents were seen prepared prior to the development of the Software, including efficiencies in input controls and correctness of outputs. This has led to serious deficiencies in the Software. There is no practice of documenting the software changes either;
- Security Audit has not been conducted to get ‘Safe to Host’ certificate before hosting the Software. The Software was hosted without addressing the vulnerabilities identified in the first phase of security audit performed by CERT-K;

- There is control lapse in Sevana Pension software from beneficiary addition to disbursement of SSPs. Controls in Sevana Pension software are not adequate and effective and hence lacks robustness. The integrity and consistency of the data also cannot be guaranteed. The Directorate of *Panchayats* is not able to perform the functions which are entrusted to them due to snags in the Software and are completely dependent on the Developer for all essential activities;
- IKM, the Developer of the Sevana Pension software, continues to run it rather than the User Department. The application cannot generate essential reports like funds requirement, disbursement, reconciliation, etc. IKM is generating these reports through backend through stored procedures, which require frequent modifications as well. Use of independent stored procedures for bill generation, without proper monitoring mechanism, instead of tested and certified built-in software modules, is not appropriate;
- The User Department is not able to monitor either the user activities at LSGIs or the activities performed by IKM. Further, there is no effective mechanism for ensuring the receipt of the SSP by the intended recipient.

### 3.11 Recommendations

In view of the Audit finding above, the Government may consider the following:

- The IT system may be revamped to address the findings highlighted by Audit. It may be ensured that the revamped system has adequate controls to ensure data integrity and consistency with all the eligibility criteria of the SSPs properly incorporated in it. The monthly bill generation and fund transfer may be automated, so that the User Department may operate it independently. The beneficiary-wise payments are to be pushed to the bank accounts and followed by recording the acknowledgement of the beneficiary, which can then be pushed back to the Software for tracking transfer of benefit;
- The role of the Software Developer needs to be restricted to development and maintenance of the IT system, with no responsibility or control over the transactions and activities processed through the system. The administrative responsibilities of the IT System, such as database administration, is to be with an entity or team completely segregated from the development and maintenance entity;
- The DBT Cell needs to be provided with total access and control on the system and all requirements such as bill processing, fund requisition, beneficiary details, fund releasing, report extraction, etc. are done exclusively by the Cell without any kind of intervention by IKM;

- The application software may be linked with the available databases in the LSGIs for effective and essential correlation of facts relating to the beneficiaries and to plug irregular and ineligible disbursements. The data may be verified regularly to weed out inconsistent entries;
- Acknowledgment of disbursement through DTH mode may be done using technology-enabled systems like Aadhaar, rather than physical methods like signature or thumb impression on receipts.



# **Chapter – IV**

## **Conclusion and Summary of Recommendations**





## CHAPTER – IV

### Conclusion and Summary of Recommendations

Any Direct Benefit Transfer (DBT) programme should be aimed at disbursement of benefits with a transparent process for transfer of funds at the right time to the right person. Out of the DBT Schemes in the State of Kerala, the Social Security Pension Schemes (SSP Schemes) constitute the largest component of all DBT programmes in the State, both in terms of the number of beneficiaries being impacted, as well as the amount of money being disbursed. The Directorate of *Panchayats* is responsible for carrying out the SSP Schemes, which is done through the DBT Cell under it.

Through this Performance Audit of the DBT of SSP Schemes, it was attempted to assess to what extent the DBT Programme relating to disbursement of SSP Schemes has succeeded in the State and how far the Sevana Pension software, the application software which is the backbone of this DBT Pension programme, has been effective in making the DBT process a success.

It was seen that while nearly 51 *per cent* of all disbursements under the SSP Schemes were now being undertaken under the DBT programme, the other 49 *per cent* was being disbursed through the DTH mode, which involved intermediaries and was consequently not a *direct* transfer of benefits. Therefore, the State needs to make efforts to include more beneficiaries under its DBT umbrella.

Various lacunae were noticed both in the planning for the DBT programme, particularly in its application software component, as well as in the implementation parts of it, which have been dealt with in detail in this Report. Many of these lacunae arose from the fact that the *entire* process has still not been computerised and many of the important initial and final steps, like registering of applications for pensions and ensuring a feedback loop regarding the acknowledgement of receipts after final disbursements respectively, have not been brought under the ambit of the software. Therefore, many mistakes (including possible frauds) which could easily have been avoided by putting strong controls and checks in the software, were now being regularly committed, often without the express knowledge of the DBT Cell itself. Audit feels that unless plugged immediately, such lack of controls can affect both the performance of the Software, as well as the success of the programme, significantly and cause attendant drain on the exchequer.

Moreover, in a worrying sign, it was seen that IKM, the Developer of the application software, continued to be the manager of the application database. The DBT Cell under the Directorate of *Panchayats*, which was the Nodal authority to implement this DBT programme and should naturally have been the authorised custodian of all data, was therefore either clueless about how to use the data available with it (there being no set of important Reports within the software which could be regularly and routinely generated using variable parameters) or at the mercy of IKM to feed them with requisite information as and when required. This raised an issue of both conflict of interest with respect to IKM, as well as reduced administrative competence for the DBT Cell, both of which need to be rectified at the earliest.

Various issues directly relating to the beneficiaries were noticed, like delayed payments of pension, payment of more than one pension to beneficiaries (excluding Disability Pension), payment of Social Security Pensions to ineligible beneficiaries including government servants, erroneous bill processing leading to ineligible payments, etc. were also noticed in varying numbers during the period covered under audit. Since these issues arose out of control failures *per se*, and not always out of detectable and deliberate malafide intentions, it is all the more important to plug these gaps in the system and software so as to ensure that there is no further drain to the exchequer in terms of amounts disbursed wrongly and also to make the programme succeed by weeding out ineligible and mischievous applicants. However, in some areas, like addition of beneficiaries for selection by the Welfare Standing Committee before even applying, where Audit felt that the controls in the system were strong but subversions occurred nonetheless, Audit cannot discount the possibility of deliberate malafide intentions by the officials concerned and illegitimate activities arising out of the same.

Keeping in view the above, Audit broadly recommends that the Government may consider:

- A more robust role by the DBT Cell under the Directorate of *Panchayats* to actively monitor and control the functions of disbursement under the SSP Schemes;
- Ensuring that a system is in place to send SMS alerts regarding payment of pension to the beneficiaries;
- Modification of the Sevana Pension software to provide all functionality required for proper execution of the activities related to SSP Schemes;
- Strictly restricting the role of the Developer of the Software to the development and maintenance of the IT system only, while the DBT Cell should develop capacities to manage the data and use it for various MIS purposes;

Linking the Sevana Pension software with the other databases in the Local Self Government Institutions, for effective correlation of essential facts relating to the beneficiaries and to plug irregular and ineligible disbursements, and

Addressing all the granular Audit findings already indicated in this Report, while modifying the software.


Thiruvananthapuram,  
The 17 JAN 2023



(Dr. BIJU JACOB)  
Principal Accountant General  
(Audit II)

Countersigned

New Delhi,  
The 19 JAN 2023



(GIRISH CHANDRA MURMU)  
Comptroller and Auditor General of India



# **Appendix**



## Appendix – I

(Ref : Paragraph 2.2 – Page No. 11)

### Eligibility criteria of the five SSP schemes implemented by the State

Pension	General conditions	Specific conditions
<b>Old Age Pension (IGNOAP)</b>	<p>1. Annual Family Income ceiling should not exceed Rupees one lakh. Income certificates issued by Village Officer is necessary.</p> <p>2. Physical circumstance of the applicant - Plinth area 1,200 Sq.ft up to February 2019. From February 2019 the condition in plinth area of residence was omitted. From November 2019 onwards the physical circumstances of the applicant were revised. The minimum area of residence was raised to 2000 sq. ft without air-conditioned.</p>	<p>1) Age - 60 years and above</p> <p>2) Continuous period of residency - Past three years</p>
<b>Widow Pension (IGNWP)</b>	<p>3. Should not be a recipient of salary/ pension/ family pension from Central Government/ other State Governments, should not be a retiree from Central/ State Public Sector Undertakings and a recipient of Pension/ Family Pension, the applicant is not an income tax payer and a self-declaration to that effect is to be submitted.</p> <p>4. The applicant/ family should not own more than two acres. (Scheduled tribe is excluded).</p> <p>5. Applicant should not own/ in family non-taxi, four or more wheeled vehicles (except Ambassador car) with engine capacity of more than 1000 cc</p>	<p>1) Age – Nil</p> <p>2) Continuous period of residency - Past two years</p> <p>3) Should not be legally divorced.</p> <p>4. Should not be deserted from husband.</p> <p>5. Death certificate of husband issued by LSGIs is necessary.</p> <p>6. Non-remarriage certificate issued by Village Officer is necessary. Should also produce non-remarriage certificate issued by Village Officer/ Gazetted officer during the month of December every year.</p> <p>7. Self-declaration to the effect that she has not been remarried after the death of her husband is necessary.</p> <p>8. Applicants whose husband is absconding for more than seven years, applicants deserted by their husbands for more than seven years and above 50 years of age are eligible. The applicants should not be remarried persons. (from April 2020 onwards)</p>
<b>Disability pension (IGNDP)</b>		<p>1) Age – Nil</p> <p>2) Continuous period of residency - Past two years</p>
<b>Pension for Unmarried Women (UMWP)</b>	<p>6. No person shall be eligible if he/ she resorts to habitual begging.</p> <p>7. Applicant is not eligible if the person is admitted to a poor home.</p>	<p>1) Age - 50 years and above</p> <p>2) Continuous period of residency - Permanent resident</p>
<b>Agriculture Labour Pension (ALP)</b>		<p>1) Age - 60 years and above</p> <p>2) Continuous period of residency - Past ten years</p>

**Guidelines issued by the Government of Kerala for the verification process of five SSP schemes implemented by the State**

Sl.No	G O No.	Gist
1	GO(MS) No.483/2017/Fin dated 06.11.2017	<p>The applications for SSP after entered in an Application Register in the LSGIs are handed over to the Verifying Officer<sup>1</sup> for verification and confirmation of eligibility of the applicant. A comprehensive enquiry on the physical circumstances is to be conducted and the officer conducting the enquiry shall submit a report to the Secretary of the respective Local Self Government Institution (LSGI). The Secretary of the LSGI, after cross examination of the enquiry report from Verifying Officer and income certificate from the Village Officer, verifies the physical circumstances of the applicant and after satisfying himself that the applicant is eligible for SSP submits the application before the Welfare Standing Committee of the LSGI which is the final authority for giving approval. The data entry of the accepted cases is made thereafter at the LSGI and digitally signed by the Secretary of LSGI. The applicant is eligible for pension from the date on which it is digitally signed by the Secretary of the concerned LSGI. Presently, the DBT Cell in the Directorate of Panchayats directs the IKM to prepare the final bill for pension and Finance department gives sanction for disbursement.</p> <p>The applicant should not be a recipient of pension and the applicant should not be an income taxpayer.</p>
2	Circular dated 28 September 2019	<p>The timeline for sanction or rejection of application from the date of receipt of application in LSGIs should not exceed 40 days and shall be communicated in writing to the applicant.</p>
3	Circular No.SFC-B2/47/2017/Fin dated 31/03/2018	<p>The report of the Verifying Officer is considered as the basis for determining the eligibility of the applicants and for considering sanction of pension. In cases where the Verifying Officer finds that the person is not eligible for SSP, the Welfare Standing Committee of LSGIs could reverse the recommendation of Verifying Officer only if the Welfare Standing Committee is of the opinion that the finding of the Verifying Officer is incorrect. Government clarified that such cases should be re-verified by a committee consisting of the Chairman of the Development Affairs Committee, Secretary of the LSGI and a Gazetted officer from the LSGI.</p>
4	GO(MS) No97/2020/Fin dated 23.09.2020.	<p>Indira Gandhi National Widow Pension (IGNWP) is to be sanctioned on the basis of death certificates issued by LSGIs and non-remarriage/ income certificates issued by Village Officer. Further, it was stated that income certificates issued by Village Officer is necessary for all type of pensions.</p> <p>The general eligibility criteria of the five social security pension schemes implemented by the State. The applicant</p>

<sup>1</sup> For IGNOAPS - Village Extension Officer/ Revenue Inspector, IGNDP – Health Inspector, ALP – Agriculture Officer, UMWP - ICDS Supervisor.



Sl.No	G O No.	Gist
		should not be a recipient of salary/ pension/ family pension from Central Government/ other State Governments, should not be a retiree from Central/ State Public Sector Undertakings and a recipient of Pension/ Family Pension, the applicant should not be an income taxpayer. For Widow Pension, persons who are below 60 years of age and who have not submitted their non-remarriage certificate should be suspended/ removed from the list of beneficiaries after examining the case.
5	GO(MS)No. 35/2012/SWD dated 04 June 2012	The applicants for Indira Gandhi National Widow Pension (IGNWP) are to submit self-declaration to the effect that she has not been remarried after the death of her husband.
6	GO(MS) No.88/2019/Fin dated 15 February 2019	The applicants for IGNWP should produce non-remarriage certificate issued by Village Officer/ Gazetted officer during the month of December every year.
7	Circular dated 28.09.2019 of the Director of Panchayats	The enquiring officers and the Secretaries of the LSGIs concerned should ensure the eligibility of the beneficiary for receipt of pension and that they would be held responsible for any loss incurred in such cases. Issued various instructions to LSGIs for strict compliance. Performance Audit Supervisors of LSGIs had been entrusted to examine the compliance of instructions every month by LSGIs and the non-compliance to be reported to the Director of Panchayats without any delay. The NSAP guidelines also stipulates periodical review of the scheme.
8	GONo.97/2019/Fin dated 11.12.2019	Legally divorced women are not eligible for Indira Gandhi National Widow Pension (IGNWP). Government in the said circular also ordered that women deserted from husband is not eligible for Indira Gandhi National Widow Pension (IGNWP).
9	Circular No.17/2020/Fin dated 31 <sup>st</sup> March 2020	In addition to the aforementioned criteria, applicants whose husband is absconding for more than seven years, applicants deserted by their husbands for more than seven years and above 50 years of age are eligible for widow pension The applicants should not be remarried persons.
10	G.O. (MS) No.24/2016/Ord dated 01.03.2016.	Old-age persons after attaining the age of 75 years would get old age pension at an increased rate of ₹1,500, with effect from 1 April 2016.
11	GO (MS)No.67/2017/Fin dated 06.02.2017	Under any circumstances same type of pension shall not be allowed as second pension.
12	Circular No.69/2018/Fin dated 26/07/2018 (Finance SFC-B Department).	Instructions to all the Secretaries of LSGIs to take immediate action to suspend the deceased beneficiaries from the Sevana Pension software. The PACS after every disbursement should report the cases of deceased beneficiaries to the local bodies. The Secretaries of the local bodies after enquiry should remove the deceased beneficiaries from the list.
13	GO (MS)No.251/2019/Fin dated 03.07.2019	Beneficiaries above 60 years are exempted from submitting non-remarriage certificate.

Sl.No	G O No.	Gist
14	Letter No.189907/SFCB.2/2020-Fin dated 26.07.2021 of Finance Department, Govt. of Kerala	Direction to the Director of Panchayats, Director of Urban Affairs and Executive Director, IKM that the beneficiaries of IGNWP and Pension for Unmarried Women above 50 years should be authorised pension for July and August 2021 regardless of their submission of 'Non-remarriage Certificate'. i.e. no one should be excluded due to non-submission of the said certificate.

## Appendix –II

(Ref : Paragraph 2.3 – Page No. 13)

## Irregular payment of SSP to ineligible applicants prior to new applications

SI No	District,	Name of the applicant	Date of rejected application	Reason for rejection	Pensioner ID already allotted	Type of Pension received	Period of Payment
	Local Body						
1	Thrissur,	Chandran T. K	28.05. 21	Better financial condition	1072102 03359	IGNOAP	Jul-20 to Apr-21
	Kadavallur						
2	Thrissur,	R Gopinathan Pillai	14.07. 20	Vehicle above 1000cc. As per ration card monthly income ₹30,000.	1072102 03007	IGNOAP	Feb-19 to Jul-19
	Kadavallur						
3	Thrissur,	Remani Ramachandran	28.05. 21	Better financial condition. Vehicle above 1000cc	1072102 03419	IGNOAP	Oct-20 to Apr-21
	Kadavallur						
4	Malappuram,	Kunhali	09.02. 21	Vehicle above 1000cc	109000400286	IGNDP	Apr-15 to Apr-21
	Vazhikkadavu						
5	Pathanamthitta	Aleyamma Philip	30.03.21	Not residing with in the jurisdiction of LSGD	10396021379	IGNOAP	Feb-19 to Jul-19
	Naranganam						

**Appendix – III**

**(Ref : Paragraph 2.4 – Page No. 14)**

**Delay in approval of applications for Social Security Pensions**

Sl. No.	District	Local Body	Pension type	No. of cases	Minimum delay in Days	Maximum delay in Months
1	Idukki	Alakkode	Agricultural Labour Pension	206	6	10
2	Idukki	Kattappana	Agricultural Labour Pension	927	6	18
3	Idukki	Muttom	Agricultural Labour Pension	171	8	15
4	Idukki	Pallivasal	Agricultural Labour Pension	384	6	10
5	Idukki	Santhanpara	Indira Gandhi National Old Age Pension Scheme	271	7	10
6	Idukki	Thodupuzha	Agricultural Labour Pension	859	6	9
7	Idukki	Velliyamattom	Indira Gandhi National Old Age Pension Scheme	510	6	7
8	Malappuram	Athavanad	Indira Gandhi National Old Age Pension Scheme	551	8	19
9	Malappuram	Irimbilyam	Agricultural Labour Pension	300	7	13
10	Malappuram	Keezhattur	Agricultural Labour Pension	478	6	16
11	Malappuram	Manjeri	Agricultural Labour Pension	1623	6	14
12	Malappuram	Tanur	Agricultural Labour Pension	822	17	16
13	Malappuram	Vazhakkad	Agricultural Labour Pension	457	6	14
14	Malappuram	Vazhikkadavu	Agricultural Labour Pension	906	6	20
15	Pathanamthitta	Ayiroor	Agricultural Labour Pension	603	7	17
16	Pathanamthitta	Koipuram	Agricultural Labour Pension	584	7	19
17	Pathanamthitta	Kottanadu	Agricultural Labour Pension	347	7	12
18	Pathanamthitta	Naranganam	Agricultural Labour Pension	356	6	10
19	Pathanamthitta	Omaller	Agricultural Labour Pension	319	15	14
20	Pathanamthitta	Pandalam	Agricultural Labour Pension	875	6	21
21	Pathanamthitta	Pathanamthitta	Agricultural Labour Pension	782	8	24

Sl. No.	District	Local Body	Pension type	No. of cases	Minimum delay in Days	Maximum delay in Months
22	Thiruvananthapuram	Anad	Agricultural Labour Pension	564	6	21
23	Thiruvananthapuram	Chemmaruthy	Agricultural Labour Pension	480	6	12
24	Thiruvananthapuram	Kunnathukal	Agricultural Labour Pension	923	6	13
25	Thiruvananthapuram	Manamboor	Indira Gandhi National Old Age Pension Scheme	501	6	24
26	Thiruvananthapuram	Nedumangad	Agricultural Labour Pension	1029	6	17
27	Thiruvananthapuram	Poovachal	Agricultural Labour Pension	856	6	19
28	Thiruvananthapuram	Thiruvananthapuram	Agricultural Labour Pension	11,092	8	27
29	Thiruvananthapuram	Varkala	Indira Gandhi National Old Age Pension Scheme	869	31	25
30	Thrissur	Chalakkudy	Agricultural Labour Pension	961	6	17
31	Thrissur	Chavakkad	Indira Gandhi National Old Age Pension Scheme	839	8	24
32	Thrissur	Kadavallur	Agricultural Labour Pension	703	6	17
33	Thrissur	Nenmanikkara	Indira Gandhi National Widow Pension Scheme	326	6	14
34	Thrissur	Thrissur	Agricultural Labour Pension	3,901	8	25
35	Thrissur	Varandarappilly	Agricultural Labour Pension	762	6	17
36	Thrissur	Vatanappilly	Agricultural Labour Pension	612	6	15
37	Thrissur	Vellangallur	Indira Gandhi National Old Age Pension Scheme	710	6	19
<b>Total</b>				<b>37,459</b>		

(Information furnished by DBT Cell)

Appendix – IV

(Ref : Paragraph 2.5.2 – Page No. 15)

Irregular disbursement of IGNWP and UMWP to same persons

Sl. No.	District	Local Body	Pensioner ID	Pensioner Name	Aadhaar No.	Date of Birth	Pension type	Date of application	Date of approval	Status	Distribution start	Pension disbursed up to	Account mode	Remarks
1	Malappuram	Pulikkal	109210500021	Sulochana	xxxxxxxx1974	1/1/1959	UMWP	10/07/2013	09/09/2013	Active	Feb-15	Aug-21	Bank	Disbursed
2	Malappuram	Pulikkal	109210601149	Sulojana	xxxxxxxx1974	1/1/1973	IGNWP	12/11/2013	24/03/2014	Active	Feb-15	Aug-21	D to H	Disbursed
3	Ernakulam	Chellanam	106650500185	Rocili	xxxxxxxx2444	1/1/1962	UMWP	26/12/2014	21/03/2015	Active	Feb-15	Aug-21	Bank	Disbursed
4	Ernakulam	Chellanam	106650601059	Rocili	xxxxxxxx2444	1/1/1962	IGNWP	26/12/2014	21/03/2015	Active	Feb-15	Aug-21	D to H	Disbursed
5	Kollam	Kollam	101680500047	Yesoda T.	xxxxxxxx1323	1/1/1952	UMWP	06/03/2007	29/03/2008	Active	Apr-15	Aug-21	Bank	Disbursed
6	Kollam	Kollam	101680602923	Yashoda T.	xxxxxxxx1323	1/1/1957	IGNWP	27/11/2006	13/02/2008	Active	Feb-15	Aug-21	Bank	Disbursed
7	Thrissur	Kunnamkulam	102040500441	Kanjirapparambil Raghavan Jalaja	xxxxxxxx8388	1/1/1965	UMWP	01/11/2019	08/04/2020	Active	May-20	Aug-21	D to H	Disbursed
8	Thrissur	Kunnamkulam	102040602320	Kanjirapparambil Raghavan Jalaja	xxxxxxxx8388	1/1/1966	IGNWP	09/06/2017	06/10/2018	Active	Nov-18	Aug-21	D to H	Disbursed
9	Wayanad	Nenmeni	110790500021	Saradha	xxxxxxxx4405	1/1/1958	UMWP	30/12/2013	01/09/2014	Active	Feb-15	Aug-21	Bank	Disbursed
10	Wayanad	Nenmeni	110790601711	Saradha	xxxxxxxx4405	1/1/1961	IGNWP	22/06/2013	27/08/2014	Active	Feb-15	Aug-21	D to H	Disbursed

## Receiving one pension currently and the other pension which were disbursed till July 2019/November 2019 is seen withheld for non-mustering

Sl. No.	District	Local Body	Pensioner ID	Pensioner Name	Aadhaar No.	Date of Birth	Pension type	Status	Distribution start	Pension disbursed up to	Account mode	Remarks
1	Ernakulam	Thrikkakara	112450500004	Girija C K	xxxxxxx 6480	1/1/1958	UMWP	Active	Apr-15	Aug-21	Bank	Disbursed
2	Ernakulam	Thrikkakara	112450610834	Girija C K	xxxxxxx 6480	1/1/1956	IGNWP	Active	Feb-15	Jul-19	Bank	Withheld for non-mustering as on Aug 2021
3	Ernakulam	Malayattoor Neeleswaram	106420500081	Aleyamma	xxxxxxx 7797	1/1/1957	UMWP	Active	Jul-16	Aug-21	Bank	Disbursed
4	Ernakulam	Malayattoor Neeleswaram	106420601015	Elyamma	xxxxxxx 7797	1/1/1957	IGNWP	Active	Jul-16	Jul-19	Bank	Withheld for non-mustering as on Aug 2021
5	Kannur	Kunnathu paramba	111590500061	AYISU	xxxxxxx 9367	1/1/1940	UMWP	Active	Oct-16	Jul-19	D to H	Withheld for non-mustering as on Aug 2021
6	Kannur	Kunnathu paramba	111590600921	Ayisha	xxxxxxx 9367	1/1/1963	IGNWP	Active	Feb-15	Aug-21	Bank	Disbursed
7	Palakkad	Kappur	108060500058	Kali	xxxxxxx 2504	1/1/1960	UMWP	Active	Feb-15	Jul-19	Bank	Withheld for non-mustering as on Aug 2021
8	Palakkad	Kappur	108060600671	Kali	xxxxxxx 2504	1/1/1954	IGNWP	Active	Feb-15	Aug-21	D to H	Disbursed
9	Thiruvananthapuram	Maranalloor	102780500032	Chandrika.s	xxxxxxx 5628	1/1/1928	UMWP	Active	Feb-15	Nov-19	D to H	Withheld for non-mustering as on Aug 2021
10	Thiruvananthapuram	Maranalloor	102780601460	Chandrika.S	xxxxxxx 5628	1/1/1957	IGNWP	Active	Feb-15	Aug-21	Bank	Disbursed

**One pension is active and the other one was suspended**

Sl. No.	District	Local Body	Pensioner ID	Pensioner Name	Aadhaar No.	Date of Birth	Pension type	Status	Distribution start	Pension disbursed up to	Account mode	Remarks
1			110340500021	Kumudam	xxxxxxx 2016	20/4/1954	UMWP	Suspended	-			
2	Kozhikkode	Panangad	110340600021	Mallika	xxxxxxx 2016	1/1/1944	IGNWP	Active	Feb-15	Aug-21	D to H	Disbursed
3			101760600075	Janamma	xxxxxxx 3994	5/6/1943	IGNWP	Suspended	-			
4	Kollam	Paravoor	101760500022	K Janamma	xxxxxxx 3994	1/1/1935	UMWP	Active	Mar-16	Aug-21	D to H	Disbursed

**Both the SSPs have been suspended. In this case, the name is different but the Aadhaar ID is one**

Sl. No.	District	Local Body	Pensioner ID	Pensioner Name	Aadhaar No.	Date of Birth	Pension type	Status	Distribution start	Pension disbursed up to	Account mode	Remarks
1			101850600036	Lekshmi K	xxxxxxx 0604		IGNWP	Suspended	-			
2	Alappuzha	Alappuzha	101850500036	Kamalamma C.	xxxxxxx 0604	1/1/1930	UMWP	Suspended	-	Jun-21	Bank	



## Appendix – V

(Ref : Paragraph 2.5.3 – Page No. 16)

## Irregular approval of SSPs without certificate in selected Districts

District	No. of cases	Amount (₹ in lakh)	Percentage of cases	Percentage of amount
Idukki	17	0.96	6.12	1.41
Malappuram	137	37.99	49.28	55.91
Pathanamthitta	14	0.53	5.03	0.78
Thiruvananthapuram	64	15.11	23.02	22.24
Thrissur	46	13.36	16.55	19.66
<b>Total</b>	<b>278</b>	<b>67.95</b>	<b>100.00</b>	<b>100.00</b>

*(Information furnished by LSGIs)*

## Appendix – VI

(Ref : Paragraph 2.5.4 & 2.11.3 – Page No. 17 & 30)

### **The audit recommendations of the Report of CAG of India on PA of Social Security Pension Schemes**

1. State Government should address the systemic deficiencies in augmentation and disbursement of funds and ensure regular monthly pension disbursements to beneficiaries.
2. Local bodies need to institute a process of annual verification of beneficiaries to ensure continued fulfilment of eligibility criteria. Technology could be leveraged to the extent possible. Disbursement monitoring mechanism needs to be strengthened.
3. Linkage of Aadhaar with beneficiary accounts needs to be expeditiously completed and duplicate/ ghost beneficiaries need to be weeded out on priority. Procedural issues leading to failure in crediting social security pensions to beneficiary accounts through Direct Benefit Transfer need to be addressed and resolved.
4. A system of providing mobile alerts to beneficiaries could be introduced to inform the beneficiaries of the payment credited to their accounts to enhance beneficiary convenience. Local Self Government could also harness the full potential of technology in enhancing the quality of service delivery and consider introducing mobile payments or payments through business correspondents.

## Appendix – VII

(Ref : Paragraph 2.5.6 – Page No. 18)

## District wise details of irregular payment of SSPs noticed during Beneficiary Survey

District	No. of household where Beneficiary Survey conducted	No. of cases where irregularities noticed
Idukki	159	23
Malappuram	184	25
Pathanamthitta	175	50
Thiruvananthapuram	52	22
Thrissur	202	32
<b>Total</b>	<b>772</b>	<b>152</b>

*(Information collected during Beneficiary survey)*

## Appendix – VIII

(Ref : Paragraph 2.6.1 – Page No. 19)

**Irregular sanction of SSPs to Government Servants/ Service Pensioners/ Temporary Employees**

SI No	District	Name of Local Bodies	No. of cases	Amount ₹
1	Alappuzha	Ala GP	4	1,73,200
2	Alappuzha	Alappuzha Mplty	185	79,08,900
3	Alappuzha	Ambalapuzha North GP	16	6,54,200
4	Alappuzha	Ambalapuzha South GP	21	8,94,000
5	Alappuzha	Arattupuzha GP	13	4,93,200
6	Alappuzha	Arookutty GP	3	1,45,500
7	Alappuzha	Aroor GP	20	7,79,900
8	Alappuzha	Aryad GP	36	15,11,400
9	Alappuzha	Bharanikavu GP	12	5,62,800
10	Alappuzha	Budhanur GP	8	3,36,800
11	Alappuzha	Champakulam GP	5	2,07,100
12	Alappuzha	Chengannoor Mplty	7	3,21,500
13	Alappuzha	Chennampallipuram GP	6	2,26,100
14	Alappuzha	Chennithala Thriperumthura GP	19	7,45,000
15	Alappuzha	Cheppad GP	11	4,80,100
16	Alappuzha	Cheriyana GP	9	4,12,500
17	Alappuzha	Cherthala Mplty	13	5,51,400
18	Alappuzha	Cherthala South GP	12	4,23,000
19	Alappuzha	Cheruthana GP	10	4,00,300
20	Alappuzha	Chettikulangara GP	22	9,96,000
21	Alappuzha	Chingoli GP	9	4,22,000
22	Alappuzha	Chunakkara GP	28	11,48,000
23	Alappuzha	Devikulangara GP	8	3,25,600
24	Alappuzha	Edathua GP	7	3,39,500
25	Alappuzha	Haripad Mplty	13	5,99,200
26	Alappuzha	Kadakkappally GP	3	1,26,300
27	Alappuzha	Kainakary GP	14	5,54,500
28	Alappuzha	Kandalloor GP	13	5,01,100
29	Alappuzha	Kanjikuzhi GP	21	8,06,000
30	Alappuzha	Karthikappally GP	10	4,56,800
31	Alappuzha	Karuvatta GP	12	5,51,000
32	Alappuzha	Kavalam GP	5	2,23,900
33	Alappuzha	Kayamkulam Mplty	29	13,06,400
34	Alappuzha	Kodamthuruthu GP	8	3,25,500

SI No	District	Name of Local Bodies	No. of cases	Amount ₹
35	Alappuzha	Krishnapuram GP	19	8,49,800
36	Alappuzha	Kumarapuram GP	11	4,91,900
37	Alappuzha	Kuthiathodu GP	4	1,72,400
38	Alappuzha	Mannanchery GP	69	28,86,700
39	Alappuzha	Mannar GP	23	9,56,100
40	Alappuzha	Mararikulam North GP	3	1,07,300
41	Alappuzha	Mararikulam South GP	42	17,95,800
42	Alappuzha	Mavelikara Thamarakulam GP	16	6,98,600
43	Alappuzha	Mavelikkara Mplty	16	6,52,800
44	Alappuzha	Mavelikkara Thekkekara GP	16	7,90,500
45	Alappuzha	Muhamma GP	10	3,81,900
46	Alappuzha	Mulakuzha GP	10	4,32,200
47	Alappuzha	Muthukulam GP	5	2,11,300
48	Alappuzha	Muttar GP	4	1,92,200
49	Alappuzha	Nedumudi GP	15	6,59,500
50	Alappuzha	Neelamperoor GP	3	97,500
51	Alappuzha	Nooranad GP	13	5,50,400
52	Alappuzha	Palamel GP	11	3,98,700
53	Alappuzha	Pallippad GP	6	2,72,100
54	Alappuzha	Panavally GP	9	3,90,000
55	Alappuzha	Pandanad GP	8	3,63,400
56	Alappuzha	Pathiyoor GP	16	6,83,900
57	Alappuzha	Pattanakkad GP	16	5,70,900
58	Alappuzha	Perumbalam GP	4	1,68,800
59	Alappuzha	Pulinkunnu GP	9	3,75,700
60	Alappuzha	Puliyoor GP	4	1,46,400
61	Alappuzha	Punnapra North GP	32	13,36,000
62	Alappuzha	Punnapra South GP	21	8,50,300
63	Alappuzha	Purakkad GP	10	4,16,500
64	Alappuzha	Ramankari GP	4	1,93,200
65	Alappuzha	Thaicattussery GP	9	4,15,300
66	Alappuzha	Thakazhi GP	6	2,62,600
67	Alappuzha	Thalavadi GP	13	5,75,700
68	Alappuzha	Thanneermukkam GP	11	4,57,800
69	Alappuzha	Thazhakara GP	27	11,82,500
70	Alappuzha	Thiruvanvandur GP	5	2,11,500
71	Alappuzha	Thrikkunnapuzha GP	7	2,77,100
72	Alappuzha	Thuravoor GP	12	4,94,900
73	Alappuzha	Vallikunnam GP	11	4,45,500
74	Alappuzha	Vayalar GP	8	3,02,900

SI No	District	Name of Local Bodies	No. of cases	Amount ₹
75	Alappuzha	Veeyapuram GP	7	2,94,700
76	Alappuzha	Veliyanad GP	11	4,74,100
77	Alappuzha	Venmony GP	6	2,64,500
78	Ernakulam	Aikaranad GP	3	1,39,900
79	Ernakulam	Alangad GP	5	2,17,500
80	Ernakulam	Aluva Mplty	6	3,02,400
81	Ernakulam	Amballur GP	6	2,59,600
82	Ernakulam	Angamali Mplty	13	5,00,000
83	Ernakulam	Arakuzha GP	5	2,26,800
84	Ernakulam	Asamannoor GP	18	7,37,500
85	Ernakulam	Avoly GP	2	52,600
86	Ernakulam	Ayavana GP	1	42,100
87	Ernakulam	Chellanam GP	3	1,44,100
88	Ernakulam	Chendamangalam GP	10	4,22,400
89	Ernakulam	Chengamanad GP	3	1,28,300
90	Ernakulam	Cheranallur GP	16	7,16,700
91	Ernakulam	Chittattukara GP	8	3,34,600
92	Ernakulam	Choorikkara GP	6	2,63,900
93	Ernakulam	Chottanikkara GP	3	1,35,800
94	Ernakulam	Cochin Corp	70	31,03,900
95	Ernakulam	Edakkattuvayal GP	11	4,35,300
96	Ernakulam	Edathala GP	4	1,68,800
97	Ernakulam	Edavanakkad GP	9	3,86,300
98	Ernakulam	Elamkunnappuzha GP	20	8,51,100
99	Ernakulam	Elanji GP	2	84,200
100	Ernakulam	Eloor Mplty	10	4,68,600
101	Ernakulam	Ezhikkara GP	7	3,08,500
102	Ernakulam	Kadamakudy GP	2	84,200
103	Ernakulam	Kadungallur GP	15	5,48,200
104	Ernakulam	Kalady GP	11	4,53,600
105	Ernakulam	Kalamassery Mplty	10	4,44,200
106	Ernakulam	Kalloorkkad GP	1	40,100
107	Ernakulam	Kanjoor GP	4	1,39,800
108	Ernakulam	Karukutty GP	3	1,35,300
109	Ernakulam	Karumalloor GP	10	4,21,900
110	Ernakulam	Kavalangad GP	6	2,90,400
111	Ernakulam	Keerampara GP	3	1,09,700
112	Ernakulam	Keezhmad GP	5	2,01,400
113	Ernakulam	Kizhakkambalam GP	4	1,70,400
114	Ernakulam	Koovappady GP	16	7,17,600

SI No	District	Name of Local Bodies	No. of cases	Amount ₹
115	Ernakulam	Kothamangalam Mplty	4	1,42,200
116	Ernakulam	Kottappady GP	4	1,41,000
117	Ernakulam	Kottuvally GP	10	3,96,400
118	Ernakulam	Kumbalam GP	7	2,73,300
119	Ernakulam	Kumbalangy GP	8	3,58,900
120	Ernakulam	Kunnathunad GP	7	2,86,200
121	Ernakulam	Kunnukara GP	5	2,16,900
122	Ernakulam	Kuttampuzha GP	5	2,24,500
123	Ernakulam	Kuzhuppilly GP	4	1,88,200
124	Ernakulam	Malayattoor Neeleswaram GP	4	1,68,400
125	Ernakulam	Maneed GP	4	1,68,800
126	Ernakulam	Manjalloor GP	3	1,55,200
127	Ernakulam	Manjapra GP	3	1,14,200
128	Ernakulam	Maradu Mplty	14	6,39,200
129	Ernakulam	Marady GP	1	46,100
130	Ernakulam	Mazhuvannoor GP	10	4,21,000
131	Ernakulam	Mookkannur GP	1	55,500
132	Ernakulam	Mudakuzha GP	7	3,01,400
133	Ernakulam	Mulavukad GP	6	2,29,300
134	Ernakulam	Mulumthuruthy GP	10	3,93,600
135	Ernakulam	Muvattupuzha Mplty	8	3,57,200
136	Ernakulam	Nayarambalam GP	9	3,95,300
137	Ernakulam	Nedumbassery GP	9	3,65,500
138	Ernakulam	Nellikuzhi GP	17	7,27,800
139	Ernakulam	Njarakkal GP	7	3,00,700
140	Ernakulam	North Paravur Mplty	8	3,90,200
141	Ernakulam	Okkal GP	10	3,45,000
142	Ernakulam	Paingottur GP	3	1,26,300
143	Ernakulam	Paipra GP	11	4,32,700
144	Ernakulam	Palakuzha GP	5	2,23,900
145	Ernakulam	Pallarimangalam GP	2	87,600
146	Ernakulam	Pallippuram GP	15	6,73,400
147	Ernakulam	Pampakuda GP	3	1,47,200
148	Ernakulam	Parakkadavu GP	5	2,27,600
149	Ernakulam	Perumbavoor Mplty	14	6,95,900
150	Ernakulam	Pindimana GP	9	4,01,700
151	Ernakulam	Piravom Mplty	16	6,87,500
152	Ernakulam	Poothrika GP	1	42,100
153	Ernakulam	Pothanikkad GP	2	84,200
154	Ernakulam	Puthenvelikara GP	10	4,50,100

SI No	District	Name of Local Bodies	No. of cases	Amount ₹
155	Ernakulam	Ramamangalam GP	4	163,700
156	Ernakulam	Rayamangalam GP	9	3,67,800
157	Ernakulam	Sreemoolanagaram GP	7	2,50,000
158	Ernakulam	Thirumarady GP	4	1,99,200
159	Ernakulam	Thiruvaniyoor GP	6	2,54,600
160	Ernakulam	Thrikkakara Mplty	13	6,43,100
161	Ernakulam	Thuravoor GP	5	2,23,600
162	Ernakulam	Tripunithura Mplty	37	15,72,200
163	Ernakulam	Udayamperur GP	19	7,89,900
164	Ernakulam	Vadakkerala GP	11	4,71,200
165	Ernakulam	Vadavucode Puthen Cruz GP	3	1,29,300
166	Ernakulam	Valakom GP	3	1,29,300
167	Ernakulam	Varappetty GP	4	1,52,100
168	Ernakulam	Varapuzha GP	3	1,26,300
169	Ernakulam	Vazhakkulam GP	3	72,100
170	Ernakulam	Vengola GP	8	3,36,400
171	Ernakulam	Vengoor GP	13	6,23,500
172	Idukki	Adimaly GP	3	96,600
173	Idukki	Alakkode GP	1	42,100
174	Idukki	Arakulam GP	7	3,04,700
175	Idukki	Ayyappancoil GP	1	31,200
176	Idukki	BisonvalleyGP	1	42,100
177	Idukki	Chakkupallam GP	2	99,600
178	Idukki	Devikulam GP	7	3,24,500
179	Idukki	Edavetty GP	3	1,46,400
180	Idukki	Elappara GP	3	1,03,200
181	Idukki	Erattayar GP	6	2,63,400
182	Idukki	Idukki Kanjikuzhy GP	2	46,700
183	Idukki	Kamakshy GP	2	95,400
184	Idukki	Kanchiyar GP	3	1,08,500
185	Idukki	Kanthalloor GP	1	53,300
186	Idukki	Karimannoor GP	1	64,500
187	Idukki	Karimkunnam GP	2	84,200
188	Idukki	Karunapuram GP	2	87,200
189	Idukki	Kattappana Mplty	16	6,81,300
190	Idukki	Kokkayar GP	1	44,100
191	Idukki	Konnathady GP	4	1,78,900
192	Idukki	Kudayathoor GP	1	42,100
193	Idukki	Kumaramangalam GP	4	1,51,300
194	Idukki	Kumily GP	7	2,42,900



SI No	District	Name of Local Bodies	No. of cases	Amount ₹
195	Idukki	Manakkad GP	1	42,100
196	Idukki	Marayoor GP	4	1,83,800
197	Idukki	Mariyapuram GP	2	97,600
198	Idukki	Munnar GP	7	2,63,500
199	Idukki	Muttom GP	5	1,75,700
200	Idukki	Nedumkandam GP	2	86,200
201	Idukki	Pampadumpara GP	7	3,20,300
202	Idukki	Peerumedu GP	3	1,26,700
203	Idukki	Peruvanthanam GP	3	1,42,700
204	Idukki	Purapuzha GP	3	1,43,700
205	Idukki	Rajakkad GP	4	1,54,800
206	Idukki	Senapathy GP	1	42,100
207	Idukki	Thodupuzha Mply	15	6,86,900
208	Idukki	Udumbanoor GP	2	91,200
209	Idukki	Upputhara GP	7	2,85,500
210	Idukki	Vandanmedu GP	3	87,600
211	Idukki	Vandiperiyar GP	6	1,99,600
212	Idukki	Vannappuram GP	2	89,500
213	Idukki	Vathikudy GP	1	42,100
214	Idukki	Vazhathope GP	5	2,30,100
215	Idukki	Velliyamattom GP	2	97,600
216	Kannur	Alakode GP	7	3,57,500
217	Kannur	Ancharakandy GP	18	7,67,500
218	Kannur	Anthoor Mply	17	7,09,600
219	Kannur	Aralam GP	5	1,95,300
220	Kannur	Ayyankunnu GP	2	84,200
221	Kannur	Azhikode GP	14	5,89,500
222	Kannur	Chapparapadavu GP	8	3,51,000
223	Kannur	Chembilode GP	9	4,15,600
224	Kannur	Chengalai GP	3	1,18,400
225	Kannur	Cherukunnu GP	5	2,35,500
226	Kannur	Cherupuzha GP	6	2,47,700
227	Kannur	Cheruthazham GP	12	5,38,300
228	Kannur	Chirakkal GP	27	11,92,300
229	Kannur	Chittariparamba GP	3	1,46,700
230	Kannur	Chokli GP	5	2,03,900
231	Kannur	Dharmadom GP	18	8,14,600
232	Kannur	Eramam Kuttur GP	5	2,06,900
233	Kannur	Eramholi GP	8	3,50,400
234	Kannur	Eruvassey GP	5	2,04,400

SI No	District	Name of Local Bodies	No. of cases	Amount ₹
235	Kannur	Ezhome GP	2	95,200
236	Kannur	Irikkur GP	1	42,100
237	Kannur	Iritty Mplty	4	1,68,400
238	Kannur	Kadambur GP	9	3,72,300
239	Kannur	Kadannapally Panapuzha GP	4	1,48,800
240	Kannur	Kadirur GP	7	2,91,900
241	Kannur	Kalliasseri GP	7	3,20,100
242	Kannur	Kangole Alapadamba GP	10	3,61,000
243	Kannur	Kanichar GP	1	45,100
244	Kannur	Kannapuram GP	7	3,21,500
245	Kannur	KannurCorp	102	44,41,800
246	Kannur	Karivellur Peralam GP	8	2,94,600
247	Kannur	Keezhallur GP	4	1,73,500
248	Kannur	Kelakom GP	6	2,49,400
249	Kannur	Kolacherry GP	10	4,04,200
250	Kannur	Kolayad GP	2	95,400
251	Kannur	Koodali GP	3	1,26,300
252	Kannur	Koothuparamba Mplty	6	2,79,200
253	Kannur	Kottayam GP	3	1,41,500
254	Kannur	Kottiyoore GP	2	76,100
255	Kannur	Kunhimangalam GP	6	2,88,800
256	Kannur	Kunnathuparamba GP	3	1,22,000
257	Kannur	Kurumathur GP	23	9,92,200
258	Kannur	Kuttiattur GP	7	3,19,900
259	Kannur	Madayi GP	8	3,34,800
260	Kannur	Malapattom GP	3	1,42,100
261	Kannur	Malur GP	1	53,300
262	Kannur	Mangattidam GP	9	4,08,300
263	Kannur	Mattannur Mplty	9	3,92,900
264	Kannur	Mattool GP	6	1,78,800
265	Kannur	Mayyil GP	19	8,47,000
266	Kannur	Munderi GP	4	1,41,200
267	Kannur	Muzhakkunnu GP	3	1,30,200
268	Kannur	Muzhappilangad GP	5	1,82,100
269	Kannur	Naduvil GP	3	1,26,300
270	Kannur	Narath GP	4	1,41,200
271	Kannur	New Mahi GP	2	55,400
272	Kannur	Padiyur kalliad GP	3	95,500
273	Kannur	Panniyannur GP	10	3,36,400
274	Kannur	PanoorMplty	7	2,96,700

SI No	District	Name of Local Bodies	No. of cases	Amount ₹
275	Kannur	Pappinisseri GP	7	3,39,500
276	Kannur	Pariyaram GP	4	1,74,800
277	Kannur	Pattiam GP	11	4,79,000
278	Kannur	Pattuvam GP	3	1,35,300
279	Kannur	Payam GP	3	1,36,600
280	Kannur	Payyannur Mplty	32	12,49,900
281	Kannur	Payyavoor GP	1	48,100
282	Kannur	Peralasseri GP	6	2,71,900
283	Kannur	Peravoor GP	4	1,71,400
284	Kannur	Peringome Vayakkara GP	5	2,28,400
285	Kannur	Pinarayi GP	10	4,05,100
286	Kannur	Ramanthali GP	2	1,03,600
287	Kannur	Sreekandapuram Mplty	4	1,68,400
288	Kannur	TaliparambaMplty	18	8,02,800
289	Kannur	Thalassery Mplty	24	10,40,400
290	Kannur	Thilankeri GP	2	88,200
291	Kannur	Triprangottur GP	1	42,100
292	Kannur	Ulikkal GP	3	1,37,300
293	Kannur	Valapattanam GP	3	1,26,300
294	Kannur	Vengad GP	17	7,22,700
295	Kasaragod	Ajanoor GP	6	1,97,800
296	Kasaragod	Badiyadka GP	8	3,76,900
297	Kasaragod	Bedaduka GP	4	1,79,600
298	Kasaragod	Belloor GP	4	1,70,400
299	Kasaragod	Chemnad GP	4	1,60,400
300	Kasaragod	Chengala GP	1	42,100
301	Kasaragod	Cheruvathur GP	11	4,79,100
302	Kasaragod	East Eleri GP	2	97,400
303	Kasaragod	Enmakaje GP	1	42,100
304	Kasaragod	Kallar GP	1	42,100
305	Kasaragod	Kanjhangad Mplty	19	7,39,300
306	Kasaragod	Karadka GP	5	1,82,900
307	Kasaragod	Kasaragod Mplty	11	4,58,300
308	Kasaragod	Kayyur Cheemeni GP	6	2,56,700
309	Kasaragod	Kinanoor Karinthalam GP	4	1,68,800
310	Kasaragod	Kodombellur GP	8	3,19,200
311	Kasaragod	Kumbadaje GP	1	44,100
312	Kasaragod	Kumbala GP	4	1,57,400
313	Kasaragod	Kutikkol GP	3	1,00,800
314	Kasaragod	Madhur GP	12	4,82,600

SI No	District	Name of Local Bodies	No. of cases	Amount ₹
315	Kasaragod	Madikkai GP	7	3,05,500
316	Kasaragod	Mangalpady GP	1	45,100
317	Kasaragod	Manjewswaram GP	1	42,100
318	Kasaragod	Meenja GP	6	2,77,200
319	Kasaragod	Mogral Puthur GP	2	84,600
320	Kasaragod	Muliyar GP	2	89,600
321	Kasaragod	Nileshwararam Mplty	29	12,90,300
322	Kasaragod	Padne GP	9	3,79,100
323	Kasaragod	Paivalike GP	3	1,15,400
324	Kasaragod	Pallikkara GP	2	84,200
325	Kasaragod	Panathady GP	3	1,26,300
326	Kasaragod	Pilicode GP	6	2,56,800
327	Kasaragod	Pullurperiya GP	12	5,90,500
328	Kasaragod	Puthige GP	1	42,100
329	Kasaragod	TrikaripurGP	8	3,37,800
330	Kasaragod	Udma GP	4	1,61,400
331	Kasaragod	Valiyaparamba GP	2	87,200
332	Kasaragod	Vorkady GP	2	84,200
333	Kasaragod	West Eleri GP	2	90,700
334	Kollam	Adichanalloor GP	15	6,46,700
335	Kollam	Alappad GP	7	2,87,200
336	Kollam	Alayamon GP	2	89,600
337	Kollam	Anchal GP	7	2,61,100
338	Kollam	Chadayamangalam GP	13	5,33,400
339	Kollam	Chathannur GP	14	5,75,100
340	Kollam	Chavara GP	14	5,56,800
341	Kollam	Chirakkara GP	9	2,83,800
342	Kollam	Chithara GP	11	4,74,200
343	Kollam	Clappana GP	7	2,59,600
344	Kollam	Edamulakkal GP	11	4,37,900
345	Kollam	Elamadu GP	10	4,06,500
346	Kollam	Elampalloor GP	3	1,15,300
347	Kollam	Ezhukone GP	20	7,73,500
348	Kollam	Ittiva GP	16	5,73,000
349	Kollam	Kadakkal GP	17	6,61,100
350	Kollam	Kalluvathukkal GP	20	9,22,800
351	Kollam	Karavaloor GP	5	2,05,200
352	Kollam	Kareepra GP	20	8,38,300
353	Kollam	Karunagappally Mplty	17	7,37,200
354	Kollam	Kizhakkekallada GP	15	5,70,100

SI No	District	Name of Local Bodies	No. of cases	Amount ₹
355	Kollam	Kollam Corp	75	30,11,500
356	Kollam	Kottamkara GP	8	2,91,600
357	Kollam	Kottarakara Mpty	30	12,51,700
358	Kollam	Kulakkada GP	15	6,85,100
359	Kollam	Kulasekharapuram GP	12	4,71,500
360	Kollam	Kulathupuzha GP	6	2,01,600
361	Kollam	Kummil GP	5	2,10,500
362	Kollam	Kundara GP	6	2,32,900
363	Kollam	Kunnathur GP	6	2,47,600
364	Kollam	Mayyanad GP	23	10,26,100
365	Kollam	Melila GP	12	4,61,300
366	Kollam	Muntrothuruthu GP	3	1,44,300
367	Kollam	Mylam GP	9	3,94,400
368	Kollam	Mynagappally GP	21	8,50,600
369	Kollam	Nedumpana GP	14	5,44,200
370	Kollam	Neduvathur GP	28	11,64,200
371	Kollam	Neendakara GP	3	1,27,000
372	Kollam	Nilamel GP	5	2,10,500
373	Kollam	Oachira GP	11	4,67,500
374	Kollam	Panayam GP	18	6,76,100
375	Kollam	Panmana GP	14	5,84,000
376	Kollam	Paravoor Mpty	19	8,83,200
377	Kollam	Pathanapuram GP	3	1,43,100
378	Kollam	Pattazhi GP	2	68,400
379	Kollam	Pavithreswaram GP	29	12,18,200
380	Kollam	Perayam GP	18	7,55,900
381	Kollam	Perinad GP	14	4,68,200
382	Kollam	Piravanthur GP	10	4,28,100
383	Kollam	Poothakkulam GP	10	4,01,600
384	Kollam	Pooyappally GP	7	2,57,200
385	Kollam	Poruvazhy GP	4	1,60,700
386	Kollam	Punaloor Mpty	18	7,95,600
387	Kollam	Sasthamcotta GP	8	3,29,500
388	Kollam	Sooranad North GP	14	5,53,500
389	Kollam	Sooranad South GP	11	4,23,700
390	Kollam	Thalavoor GP	7	3,09,100
391	Kollam	Thazhava GP	11	4,20,200
392	Kollam	Thekkumbhagom GP	11	4,37,700
393	Kollam	Thenmala GP	7	2,59,600
394	Kollam	Thevalakkara GP	11	4,11,900

SI No	District	Name of Local Bodies	No. of cases	Amount ₹
395	Kollam	Thodiyoor GP	22	9,84,100
396	Kollam	Thrikkaruva GP	13	5,28,300
397	Kollam	Thrikkovilvattom GP	26	10,19,100
398	Kollam	Ummannur GP	8	3,43,500
399	Kollam	Velinallur GP	6	2,89,400
400	Kollam	Veliyam GP	15	5,10,400
401	Kollam	Vettikkavala GP	17	7,35,800
402	Kollam	Vilakudy GP	3	1,09,000
403	Kollam	West Kallada GP	8	3,44,800
404	Kollam	Yeroor GP	8	3,73,300
405	Kottayam	Aimanam GP	11	5,04,300
406	Kottayam	Akalakunnam GP	3	1,37,500
407	Kottayam	Arpookara GP	5	2,02,000
408	Kottayam	Athirampuzha GP	8	3,49,200
409	Kottayam	Ayarkkunnam GP	12	4,97,400
410	Kottayam	Bharananganam GP	2	84,200
411	Kottayam	Changanassery Mplty	13	5,89,500
412	Kottayam	Chempu GP	8	2,92,300
413	Kottayam	Chirakkadavu GP	5	1,71,000
414	Kottayam	Elikulam GP	1	53,300
415	Kottayam	Erattupetta Mplty	2	84,200
416	Kottayam	Erumeli GP	7	3,06,300
417	Kottayam	Ettumanoor Mplty	6	2,85,600
418	Kottayam	Kadanad GP	4	1,68,400
419	Kottayam	Kadaplamattom GP	2	84,200
420	Kottayam	Kaduthuruthy GP	18	7,78,000
421	Kottayam	Kallara GP	15	6,47,900
422	Kottayam	Kanakkari GP	9	3,62,200
423	Kottayam	Kangazha GP	7	2,65,000
424	Kottayam	Kanjirappally GP	5	2,53,200
425	Kottayam	Karoor GP	11	4,99,300
426	Kottayam	Karukachal GP	5	2,02,000
427	Kottayam	Kidangoor GP	9	4,40,400
428	Kottayam	Kooroppada GP	6	3,00,700
429	Kottayam	Koottickal GP	7	2,73,600
430	Kottayam	Koruthode GP	1	20,100
431	Kottayam	Kottayam Mplty	43	18,73,600
432	Kottayam	Kozhuvanal GP	3	1,29,300
433	Kottayam	Kumarakom GP	10	3,65,300
434	Kottayam	Kuravilangad GP	12	5,63,400

SI No	District	Name of Local Bodies	No. of cases	Amount ₹
435	Kottayam	Kurichy GP	7	2,95,400
436	Kottayam	Madappally GP	9	3,95,300
437	Kottayam	ManarcadGP	6	2,64,900
438	Kottayam	Manimala GP	2	84,200
439	Kottayam	Manjoor GP	11	4,60,000
440	Kottayam	Marangattupally GP	3	1,59,100
441	Kottayam	Maravanthuruthu GP	6	2,57,200
442	Kottayam	Meenachil GP	1	42,100
443	Kottayam	Meenadom GP	4	1,75,800
444	Kottayam	Melukavu GP	1	42,100
445	Kottayam	Mulakulam GP	9	3,92,900
446	Kottayam	Mundakayam GP	6	2,59,000
447	Kottayam	Mutholy GP	2	84,200
448	Kottayam	Nedumkunnam GP	11	4,88,000
449	Kottayam	Neendoor GP	7	3,00,700
450	Kottayam	Njeezhoor GP	3	1,18,200
451	Kottayam	Paippad GP	4	1,45,300
452	Kottayam	Pala Mplty	10	5,04,600
453	Kottayam	Pallikkathode GP	6	2,72,000
454	Kottayam	Pampady GP	5	2,15,300
455	Kottayam	Panachikkad GP	22	9,91,000
456	Kottayam	Parathode GP	4	1,78,400
457	Kottayam	Poonjar GP	1	27,100
458	Kottayam	Poonjar Thekkekara GP	2	84,200
459	Kottayam	Puthuppally GP	2	93,800
460	Kottayam	Ramapuram GP	5	2,50,400
461	Kottayam	Thalanad GP	2	97,400
462	Kottayam	Thalappalam GP	3	1,57,600
463	Kottayam	Thalayazham GP	12	5,18,100
464	Kottayam	Thalayolaparambu GP	8	2,94,200
465	Kottayam	Thidanad GP	1	34,400
466	Kottayam	Thiruvarpu GP	12	5,45,100
467	Kottayam	Thrikkodithanam GP	9	3,90,300
468	Kottayam	TV Puram GP	4	1,84,900
469	Kottayam	Udayanapuram GP	22	9,22,800
470	Kottayam	Uzhavoor GP	2	1,00,800
471	Kottayam	Vaikom Mplty	9	3,80,100
472	Kottayam	Vakathanam GP	13	5,37,400
473	Kottayam	Vazhappally GP	2	84,200
474	Kottayam	Vazhoor GP	8	3,10,900

SI No	District	Name of Local Bodies	No. of cases	Amount ₹
475	Kottayam	Vechoor GP	8	3,18,800
476	Kottayam	Veliyannoor GP	2	84,200
477	Kottayam	Vellavoor GP	2	85,100
478	Kottayam	Velloor GP	7	3,08,600
479	Kottayam	Vijayapuram GP	4	1,68,400
480	Kozhikkode	Arikulam GP	8	3,59,200
481	Kozhikkode	Atholi GP	14	6,44,900
482	Kozhikkode	Ayancheri GP	3	1,19,800
483	Kozhikkode	Azhiyur GP	7	3,22,500
484	Kozhikkode	Balusseri GP	15	5,93,900
485	Kozhikkode	Chakittapara GP	5	1,97,900
486	Kozhikkode	Changaroth GP	7	3,28,400
487	Kozhikkode	Chathamangalam GP	12	5,13,900
488	Kozhikkode	Chekkiad GP	2	92,300
489	Kozhikkode	Chelannur GP	21	9,35,700
490	Kozhikkode	Chemanachery GP	5	1,66,700
491	Kozhikkode	Chengottukavu GP	4	1,80,000
492	Kozhikkode	Cheruvannur GP	6	2,27,400
493	Kozhikkode	Chorode GP	5	1,93,800
494	Kozhikkode	Edacheri GP	1	10,900
495	Kozhikkode	Eramala GP	14	5,35,200
496	Kozhikkode	Feroke Mplty	3	1,30,000
497	Kozhikkode	Kadalundi GP	7	2,51,900
498	Kozhikkode	Kakkodi GP	14	5,68,500
499	Kozhikkode	Kakkur GP	9	3,96,100
500	Kozhikkode	Karasseri GP	7	3,21,300
501	Kozhikkode	Kayanna GP	5	1,90,600
502	Kozhikkode	Keezhariyur GP	2	86,200
503	Kozhikkode	Kizhakkoth GP	3	1,04,500
504	Kozhikkode	Kodencheri GP	5	2,11,900
505	Kozhikkode	Kodiyathur GP	6	2,32,300
506	Kozhikkode	Koduvally Mplty	6	2,60,000
507	Kozhikkode	Koothali GP	5	2,12,900
508	Kozhikkode	Kottur GP	5	2,48,500
509	Kozhikkode	Kozhikkode Corp	169	77,05,600
510	Kozhikkode	Kunnamangalam GP	13	5,77,100
511	Kozhikkode	Kunnumal GP	2	84,200
512	Kozhikkode	Kuruvattur GP	17	6,73,400
513	Kozhikkode	Madavoor GP	4	1,72,000
514	Kozhikkode	Maniyur GP	11	4,81,100



SI No	District	Name of Local Bodies	No. of cases	Amount ₹
515	Kozhikkode	Mavoor GP	9	3,85,900
516	Kozhikkode	Meppayur GP	2	86,600
517	Kozhikkode	Moodadi GP	8	3,21,400
518	Kozhikkode	Mukkam Mplty	11	4,99,900
519	Kozhikkode	Nadapuram GP	4	1,45,200
520	Kozhikkode	Nanmanda GP	8	3,42,700
521	Kozhikkode	Narikunni GP	5	2,11,300
522	Kozhikkode	Naripetta GP	3	1,04,500
523	Kozhikkode	Nochad GP	16	7,31,200
524	Kozhikkode	Olavanna GP	11	4,86,900
525	Kozhikkode	Omassery GP	2	58,900
526	Kozhikkode	Onchiyam GP	7	3,18,100
527	Kozhikkode	Panangad GP	4	1,60,900
528	Kozhikkode	Payyoli Mplty	5	2,32,800
529	Kozhikkode	Perambra GP	8	3,65,000
530	Kozhikkode	Perumanna GP	4	1,67,800
531	Kozhikkode	Peruvayal GP	10	4,24,400
532	Kozhikkode	Purameri GP	2	97,600
533	Kozhikkode	Puthuppady GP	2	81,400
534	Kozhikkode	Quilandy Mplty	16	6,51,100
535	Kozhikkode	Ramanattukara Mplty	5	1,90,300
536	Kozhikkode	Thalakulathur GP	15	6,23,800
537	Kozhikkode	Thamarasseri GP	4	1,68,400
538	Kozhikkode	Thikkodi GP	2	84,200
539	Kozhikkode	Thiruvallur GP	4	1,50,000
540	Kozhikkode	Thiruvambadi GP	2	78,100
541	Kozhikkode	Thurayur GP	3	1,31,700
542	Kozhikkode	Ulliyeri GP	5	1,91,100
543	Kozhikkode	Unnikulum GP	7	2,98,000
544	Kozhikkode	Vadakara Mplty	11	4,20,900
545	Kozhikkode	Valayam GP	2	70,900
546	Kozhikkode	Vanimel GP	2	87,200
547	Kozhikkode	Velom GP	4	1,73,500
548	Kozhikkode	Villiyappally GP	6	2,83,700
549	Malappuram	Alamcode GP	6	2,98,800
550	Malappuram	Aliparamba GP	2	90,300
551	Malappuram	Amarambalam GP	2	62,200
552	Malappuram	Anakkayam GP	5	2,16,500
553	Malappuram	Angadipuram GP	7	2,83,500
554	Malappuram	Areacode GP	3	1,41,100

SI No	District	Name of Local Bodies	No. of cases	Amount ₹
555	Malappuram	Athavanad GP	2	93,600
556	Malappuram	Chekkode GP	2	91,200
557	Malappuram	Chelembra GP	9	3,88,900
558	Malappuram	Cherukavu GP	12	5,31,800
559	Malappuram	Chokkad GP	4	1,63,300
560	Malappuram	Chungathara GP	7	2,94,700
561	Malappuram	Edakkara GP	3	1,28,300
562	Malappuram	Edappal GP	9	3,92,300
563	Malappuram	Edappatta GP	1	48,100
564	Malappuram	Edarikode GP	1	45,100
565	Malappuram	Edavanna GP	5	2,46,000
566	Malappuram	Edayoor GP	3	95,100
567	Malappuram	Elamkulam GP	4	1,85,200
568	Malappuram	Irimbiliyam GP	6	2,64,900
569	Malappuram	Kalady GP	5	2,36,000
570	Malappuram	Kalikavu GP	5	2,37,100
571	Malappuram	Kalpakancheri GP	3	1,04,100
572	Malappuram	Kannamangalam GP	3	1,34,700
573	Malappuram	Karulai GP	1	42,100
574	Malappuram	Karuvarakundu GP	5	2,42,100
575	Malappuram	Keezhattur GP	4	1,83,600
576	Malappuram	Kodur GP	4	1,68,400
577	Malappuram	KondottyMplty	12	5,31,800
578	Malappuram	Koottilangadi GP	4	1,87,600
579	Malappuram	Kottakkal Mplty	10	4,68,900
580	Malappuram	Kuruva GP	4	1,65,000
581	Malappuram	Kuttippuram GP	6	2,67,000
582	Malappuram	Kuzhimanna GP	5	2,32,900
583	Malappuram	Makkaraparamba GP	4	1,68,400
584	Malappuram	Malappuram Mplty	29	12,67,700
585	Malappuram	Mampad GP	6	2,70,800
586	Malappuram	Mangalam GP	2	93,200
587	Malappuram	Manjeri Mplty	22	9,57,300
588	Malappuram	Mankada GP	2	84,200
589	Malappuram	Marakkara GP	2	1,18,500
590	Malappuram	Maranchery GP	4	1,49,800
591	Malappuram	Melattur GP	4	1,49,100
592	Malappuram	Moonniyur GP	3	1,29,300
593	Malappuram	Moorkkanad GP	4	1,81,800
594	Malappuram	Moothedam GP	1	46,500

SI No	District	Name of Local Bodies	No. of cases	Amount ₹
595	Malappuram	Morayur GP	6	2,57,400
596	Malappuram	Muthuvallur GP	1	55,500
597	Malappuram	Nannambra GP	1	42,100
598	Malappuram	Nannamukku GP	3	1,26,700
599	Malappuram	Nilambur Mplty	14	6,30,600
600	Malappuram	Niramaruthoor GP	1	42,100
601	Malappuram	Othukkungal GP	2	84,200
602	Malappuram	Ozhur GP	5	2,11,600
603	Malappuram	Pallical GP	6	2,56,600
604	Malappuram	Pandikkad GP	11	4,42,800
605	Malappuram	Parappanangadi Mplty	17	7,15,000
606	Malappuram	Parappur GP	3	1,11,800
607	Malappuram	Perinthalmanna Mplty	8	3,13,200
608	Malappuram	Perumanna KlariGP	2	72,100
609	Malappuram	Perumpadappu GP	3	1,33,300
610	Malappuram	Peruvallur GP	1	46,100
611	Malappuram	Ponmala GP	7	2,96,600
612	Malappuram	Ponnani Mplty	17	6,02,800
613	Malappuram	Pookkottur GP	8	3,25,700
614	Malappuram	Pothukkal GP	10	4,12,900
615	Malappuram	Pulamanthole GP	2	1,07,800
616	Malappuram	Pulikkal GP	2	85,200
617	Malappuram	Pulpatta GP	4	2,06,400
618	Malappuram	Purathur GP	1	46,100
619	Malappuram	Puzhakkattiri GP	2	58,900
620	Malappuram	Tanalur GP	2	87,200
621	Malappuram	Tanur Mplty	10	4,37,400
622	Malappuram	Tavanur GP	5	2,38,400
623	Malappuram	Thazhekodde GP	1	42,100
624	Malappuram	Thenhippalam GP	4	1,93,400
625	Malappuram	Thennala GP	1	42,100
626	Malappuram	Thirunavaya GP	6	2,05,800
627	Malappuram	Thirur Mplty	10	4,75,200
628	Malappuram	Thiruvalli GP	5	2,31,900
629	Malappuram	Thuvvur GP	6	2,65,800
630	Malappuram	Tirurangadi Mplty	4	1,83,400
631	Malappuram	Trikkalangode GP	6	2,48,100
632	Malappuram	Triprangode GP	9	3,90,400
633	Malappuram	Urangattiri GP	1	42,100
634	Malappuram	Valavannur GP	1	53,300

SI No	District	Name of Local Bodies	No. of cases	Amount ₹
635	Malappuram	Vallikkunnu GP	19	7,28,200
636	Malappuram	Vattamkulam GP	9	3,90,700
637	Malappuram	Vazhakkad GP	8	3,42,600
638	Malappuram	Vazhayur GP	12	5,42,900
639	Malappuram	Vazhikkadavu GP	2	66,600
640	Malappuram	Veliyancode GP	5	2,04,000
641	Malappuram	Vengara GP	2	91,600
642	Malappuram	Vettathur GP	4	1,93,000
643	Malappuram	Wandoor GP	12	4,74,300
644	Palakkad	Agali GP	12	4,93,500
645	Palakkad	Akathethara GP	4	1,59,800
646	Palakkad	Alanallur GP	5	2,21,700
647	Palakkad	Alathur GP	25	11,42,900
648	Palakkad	Ambalapara GP	6	2,31,100
649	Palakkad	Anakkara GP	5	2,37,300
650	Palakkad	Ananganadi GP	4	2,16,700
651	Palakkad	Ayiloor GP	5	2,14,900
652	Palakkad	Chalavara GP	2	49,000
653	Palakkad	Chalisseri GP	3	1,26,300
654	Palakkad	Cherpulassery Mplty	14	6,37,200
655	Palakkad	Chittoor Thathamangalam Mplty	28	10,76,100
656	Palakkad	Elappully GP	3	1,21,600
657	Palakkad	Elavancherry GP	2	67,200
658	Palakkad	Erimayur GP	11	4,31,200
659	Palakkad	Eruthempathy GP	3	1,31,700
660	Palakkad	Kadampazhipuram GP	3	1,26,300
661	Palakkad	Kanjirapuzha GP	10	4,38,200
662	Palakkad	Kannadi GP	2	97,600
663	Palakkad	Kannambra GP	5	2,20,600
664	Palakkad	Kappur GP	5	2,05,900
665	Palakkad	Karakurissi GP	3	1,30,300
666	Palakkad	Karimba GP	5	2,12,500
667	Palakkad	Karimpuzha GP	4	1,85,200
668	Palakkad	Kavassery GP	11	4,76,200
669	Palakkad	Keralassery GP	1	23,400
670	Palakkad	Kizhakkancherry GP	6	2,27,100
671	Palakkad	Kodumba GP	7	2,92,400
672	Palakkad	Koduvayur GP	5	2,16,500
673	Palakkad	Kollengode GP	5	2,25,400

SI No	District	Name of Local Bodies	No. of cases	Amount ₹
674	Palakkad	Kongad GP	4	1,68,800
675	Palakkad	Koppam GP	4	1,87,800
676	Palakkad	Kottappadam GP	4	1,88,600
677	Palakkad	Kottayi GP	11	4,62,900
678	Palakkad	Kozhinjampara GP	5	2,26,700
679	Palakkad	Kulukkallur GP	5	2,35,100
680	Palakkad	Kumaramputhur GP	5	2,20,800
681	Palakkad	Kuthanoor GP	6	2,64,400
682	Palakkad	Kuzhalmannam GP	13	5,45,100
683	Palakkad	Lakkidi-perur GP	8	3,75,700
684	Palakkad	Malampuzha GP	22	9,99,000
685	Palakkad	Mankara GP	5	2,18,600
686	Palakkad	Mannarkad Mplty	3	1,34,300
687	Palakkad	Mannur GP	3	1,16,600
688	Palakkad	Marutharode GP	11	4,66,200
689	Palakkad	Mathur GP	11	4,59,400
690	Palakkad	Melarcode GP	6	2,87,400
691	Palakkad	Mundur GP	1	42,100
692	Palakkad	Muthalamada GP	9	3,29,800
693	Palakkad	Muthuthala GP	7	2,86,200
694	Palakkad	Nagalassery GP	3	1,34,200
695	Palakkad	Nalleppilly GP	11	4,39,600
696	Palakkad	Nellaya GP	7	3,16,100
697	Palakkad	Nelliampathy GP	1	16,900
698	Palakkad	Nemmara GP	18	7,57,900
699	Palakkad	Ongallur GP	1	43,100
700	Palakkad	Ottappalam Mplty	18	7,35,100
701	Palakkad	Palakkad Mplty	42	19,30,700
702	Palakkad	Pallassana GP	3	1,32,300
703	Palakkad	Parali GP	9	3,78,900
704	Palakkad	Paruthur GP	1	46,100
705	Palakkad	Pattambi Mplty	7	2,76,900
706	Palakkad	Pattencherry GP	4	1,71,400
707	Palakkad	Pattithara GP	2	79,300
708	Palakkad	Peringottukurissi GP	2	64,300
709	Palakkad	Perumatty GP	2	97,600
710	Palakkad	Peruvemba GP	2	84,200
711	Palakkad	Pirayiri GP	9	4,20,400
712	Palakkad	Polpully GP	7	2,84,500
713	Palakkad	Pookkottukavu GP	2	84,200

SI No	District	Name of Local Bodies	No. of cases	Amount ₹
714	Palakkad	Puducode GP	3	1,26,300
715	Palakkad	Puduppariyaram GP	6	2,59,000
716	Palakkad	Pudur GP	3	1,55,100
717	Palakkad	Pudusseri GP	10	4,38,000
718	Palakkad	Puthunagaram GP	7	2,76,900
719	Palakkad	SholayurGP	3	91,500
720	Palakkad	Shornur Mplty	8	3,40,700
721	Palakkad	Sreekrishnapuram GP	5	2,09,600
722	Palakkad	Tachampara GP	4	1,79,600
723	Palakkad	Tarur GP	7	2,90,200
724	Palakkad	Thachanattukara GP	3	1,46,100
725	Palakkad	Thenkara GP	4	1,57,700
726	Palakkad	Thenkurissi GP	11	5,31,100
727	Palakkad	Thiruvegapura GP	1	70,500
728	Palakkad	Thrikkadeeri GP	2	84,200
729	Palakkad	Thrithala GP	7	3,13,900
730	Palakkad	Vadakarapathy GP	1	42,100
731	Palakkad	Vadakkancheri GP	12	5,06,200
732	Palakkad	Vadavannur GP	5	1,91,800
733	Palakkad	Vallapuzha GP	2	74,600
734	Palakkad	Vandazhy GP	6	2,61,700
735	Palakkad	Vaniamkulam GP	5	1,95,300
736	Palakkad	Vellinezhi GP	2	87,200
737	Palakkad	Vilayur GP	1	42,100
738	Pathanamthitta	Adoor Mplty	9	3,25,600
739	Pathanamthitta	Anicadu GP	4	2,06,700
740	Pathanamthitta	Aranmula GP	23	10,63,000
741	Pathanamthitta	Aruvapulam GP	2	62,400
742	Pathanamthitta	Ayiroor GP	7	3,37,400
743	Pathanamthitta	Chenneerkara GP	7	2,62,800
744	Pathanamthitta	Cherukole GP	3	1,26,300
745	Pathanamthitta	Chittar GP	6	1,79,700
746	Pathanamthitta	Elanthoor GP	2	94,200
747	Pathanamthitta	Enadimangalam GP	8	3,55,800
748	Pathanamthitta	Erathu GP	13	5,42,800
749	Pathanamthitta	Eraviperoor GP	17	7,68,200
750	Pathanamthitta	Ezhamkulam GP	10	4,42,000
751	Pathanamthitta	Ezhumattoor GP	5	1,91,500
752	Pathanamthitta	Kadampanadu GP	6	2,53,100
753	Pathanamthitta	Kadapra GP	9	3,55,600

SI No	District	Name of Local Bodies	No. of cases	Amount ₹
754	Pathanamthitta	Kalanjoor GP	8	3,40,300
755	Pathanamthitta	Kallooppara GP	2	93,600
756	Pathanamthitta	Kaviyoor GP	2	74,300
757	Pathanamthitta	Kodumon GP	11	5,40,200
758	Pathanamthitta	Koipuram GP	9	3,32,400
759	Pathanamthitta	Konni GP	5	2,26,000
760	Pathanamthitta	Kottanadu GP	2	67,600
761	Pathanamthitta	Kottangal GP	3	1,04,500
762	Pathanamthitta	Kulanada GP	3	1,35,300
763	Pathanamthitta	Kunnathanam GP	3	1,07,600
764	Pathanamthitta	Kuttoor GP	5	1,97,200
765	Pathanamthitta	Malayalapuzha GP	2	65,500
766	Pathanamthitta	Mallappally GP	3	1,34,200
767	Pathanamthitta	Mallapuzhassery GP	2	67,600
768	Pathanamthitta	Mezhuveli GP	1	36,000
769	Pathanamthitta	Mylapra GP	1	42,100
770	Pathanamthitta	Naranammoozhy GP	2	44,300
771	Pathanamthitta	Naranganam GP	5	2,26,500
772	Pathanamthitta	Nedumpuram GP	2	85,200
773	Pathanamthitta	Niranam GP	1	43,100
774	Pathanamthitta	Omallur GP	5	2,34,400
775	Pathanamthitta	Pallickal GP	17	6,84,700
776	Pathanamthitta	Pandalam Mplty	21	8,77,900
777	Pathanamthitta	Pandalam Thekkekara GP	10	4,48,600
778	Pathanamthitta	Pathanamthitta Mplty	34	15,74,000
779	Pathanamthitta	Peringara GP	5	2,27,900
780	Pathanamthitta	Pramadom GP	14	5,69,400
781	Pathanamthitta	Puramattom GP	6	2,31,700
782	Pathanamthitta	Ranni Angadi GP	4	1,71,400
783	Pathanamthitta	Ranni GP	3	1,15,200
784	Pathanamthitta	Ranni Pazhavangadi GP	6	2,54,700
785	Pathanamthitta	Ranni Perunad GP	5	2,59,900
786	Pathanamthitta	Seethathodu GP	3	1,36,500
787	Pathanamthitta	Thannithodu GP	4	1,70,800
788	Pathanamthitta	Thiruvalla Mplty	13	5,76,000
789	Pathanamthitta	Thottapuzhassery GP	3	1,58,200
790	Pathanamthitta	Thumpamon GP	2	85,200
791	Pathanamthitta	Vadasserikkara GP	3	1,36,400
792	Pathanamthitta	Vallicode GP	13	5,30,500
793	Pathanamthitta	Vechuchira GP	2	84,200

SI No	District	Name of Local Bodies	No. of cases	Amount ₹
794	Thiruvananthapuram	Amboori GP	10	4,00,900
795	Thiruvananthapuram	Anad GP	9	3,69,000
796	Thiruvananthapuram	Andoorkonam GP	11	4,64,800
797	Thiruvananthapuram	Anjuthengu GP	21	9,66,900
798	Thiruvananthapuram	Aruvikkara GP	20	8,77,200
799	Thiruvananthapuram	Aryanad GP	14	6,17,700
800	Thiruvananthapuram	Aryancode GP	11	4,62,700
801	Thiruvananthapuram	Athiyanloor GP	31	1388,900
802	Thiruvananthapuram	Attingal Mplty	19	8,77,000
803	Thiruvananthapuram	Azhoor GP	18	7,81,700
804	Thiruvananthapuram	Balaramapuram GP	25	11,35,100
805	Thiruvananthapuram	Chemmaruthy GP	12	4,60,000
806	Thiruvananthapuram	Chenkai GP	46	18,54,000
807	Thiruvananthapuram	Cherunniyoor GP	10	4,62,700
808	Thiruvananthapuram	Chirayinkeezhu GP	17	7,76,900
809	Thiruvananthapuram	Edava GP	6	2,21,300
810	Thiruvananthapuram	Ilakamon GP	11	4,58,700
811	Thiruvananthapuram	Kadakkavoor GP	12	4,61,800
812	Thiruvananthapuram	Kadinamkulam GP	13	5,53,200
813	Thiruvananthapuram	Kallara GP	10	4,38,400
814	Thiruvananthapuram	Kalikkadu GP	8	3,35,800
815	Thiruvananthapuram	Kalliyoor GP	17	7,04,900
816	Thiruvananthapuram	Kanjiramkulam GP	21	9,26,300
817	Thiruvananthapuram	Karakulam GP	27	11,86,500
818	Thiruvananthapuram	Karavaram GP	15	6,97,500
819	Thiruvananthapuram	Karode GP	19	7,86,000
820	Thiruvananthapuram	Karumkulam GP	17	7,39,300
821	Thiruvananthapuram	Kattakkada GP	25	10,99,800
822	Thiruvananthapuram	Kilimanoor GP	15	6,44,500
823	Thiruvananthapuram	Kizhuvilam GP	24	11,40,600
824	Thiruvananthapuram	Kollayil GP	23	9,98,000
825	Thiruvananthapuram	Kottukal GP	35	15,52,800
826	Thiruvananthapuram	Kulathoor GP	40	16,75,700
827	Thiruvananthapuram	Kunnathukal GP	15	6,42,600
828	Thiruvananthapuram	Kuttichal GP	17	6,83,800
829	Thiruvananthapuram	Madavoor GP	8	3,29,700
830	Thiruvananthapuram	Malayinkeezh GP	21	9,02,000
831	Thiruvananthapuram	Manamboor GP	10	4,42,600
832	Thiruvananthapuram	Mangalapuram GP	13	5,12,300
833	Thiruvananthapuram	Manickal GP	14	6,15,000



SI No	District	Name of Local Bodies	No. of cases	Amount ₹
834	Thiruvananthapuram	Maranalloor GP	21	8,40,500
835	Thiruvananthapuram	Mudakkal GP	6	2,30,600
836	Thiruvananthapuram	Nagaroor GP	8	3,44,400
837	Thiruvananthapuram	Nanniyode GP	20	8,35,600
838	Thiruvananthapuram	Navaikulam GP	21	8,63,600
839	Thiruvananthapuram	Nedumangad Mplty	40	18,47,100
840	Thiruvananthapuram	Nellanad GP	13	5,07,200
841	Thiruvananthapuram	Neyyattinkara Mplty	68	28,12,800
842	Thiruvananthapuram	Ottasekharamangalam GP	9	3,90,200
843	Thiruvananthapuram	Ottoor GP	6	2,55,700
844	Thiruvananthapuram	Pallichal GP	35	14,56,400
845	Thiruvananthapuram	Pallickal GP	2	1,01,600
846	Thiruvananthapuram	Panavoor GP	4	1,76,400
847	Thiruvananthapuram	Pangode GP	10	4,31,200
848	Thiruvananthapuram	Parassala GP	34	14,62,100
849	Thiruvananthapuram	Pazhayakunnummel GP	13	6,06,500
850	Thiruvananthapuram	Peringammala GP	15	6,62,600
851	Thiruvananthapuram	Perumkadavila GP	16	7,16,700
852	Thiruvananthapuram	Poovachal GP	26	11,58,000
853	Thiruvananthapuram	Poovar GP	13	5,29,000
854	Thiruvananthapuram	Pothencode GP	13	6,02,100
855	Thiruvananthapuram	Pulimath GP	7	2,63,400
856	Thiruvananthapuram	Pullampara GP	3	1,31,400
857	Thiruvananthapuram	Thirupuram GP	39	16,65,400
858	Thiruvananthapuram	Thiruvananthapuram Corp	347	1,53,12,100
859	Thiruvananthapuram	Tholicode GP	6	2,55,400
860	Thiruvananthapuram	Uzhamalakkal GP	14	5,85,100
861	Thiruvananthapuram	Vakkom GP	23	9,54,500
862	Thiruvananthapuram	Vamanapuram GP	7	2,18,700
863	Thiruvananthapuram	Varkala Mplty	16	8,24,800
864	Thiruvananthapuram	Vellanad GP	21	9,36,500
865	Thiruvananthapuram	Vellarada GP	23	10,35,400
866	Thiruvananthapuram	Vembayam GP	18	7,55,600
867	Thiruvananthapuram	Venganoor GP	14	6,00,200
868	Thiruvananthapuram	Vettoor GP	8	3,00,700
869	Thiruvananthapuram	Vilappil GP	18	8,39,100
870	Thiruvananthapuram	Vilavoorkkal GP	24	10,22,600
871	Thiruvananthapuram	Vithura GP	8	3,33,000
872	Thrissur	Adat GP	15	6,70,300
873	Thrissur	Alagappa Nagar GP	9	4,14,700

SI No	District	Name of Local Bodies	No. of cases	Amount ₹
874	Thrissur	Alur GP	9	4,04,900
875	Thrissur	Annamanada GP	7	3,25,400
876	Thrissur	Anthikkad GP	7	3,00,300
877	Thrissur	Arimpoor GP	18	7,69,400
878	Thrissur	Athirappilli GP	1	42,100
879	Thrissur	Avanur GP	6	2,35,800
880	Thrissur	AvinisseryGP	1	42,100
881	Thrissur	Chalakkudy Mplty	26	11,70,200
882	Thrissur	Chavakkad Mplty	11	5,44,300
883	Thrissur	Chazhoor GP	6	2,71,400
884	Thrissur	Chelakkara GP	7	2,96,000
885	Thrissur	Cherpu GP	10	4,17,800
886	Thrissur	Choondal GP	3	1,09,300
887	Thrissur	Desamangalam GP	2	84,200
888	Thrissur	Edathiruthy GP	5	2,06,300
889	Thrissur	Edavilangu GP	2	1,00,600
890	Thrissur	Elavally GP	6	2,52,600
891	Thrissur	Engandiyur GP	10	4,21,100
892	Thrissur	Eriyad GP	8	3,21,700
893	Thrissur	Erumapetty GP	8	2,98,500
894	Thrissur	Guruvayoor Mplty	14	6,14,900
895	Thrissur	Irinjalakuda Mplty	19	8,46,500
896	Thrissur	Kadangode GP	6	2,53,000
897	Thrissur	Kadappuram GP	3	1,15,800
898	Thrissur	Kadavallur GP	2	84,200
899	Thrissur	Kadukutty GP	11	4,79,100
900	Thrissur	Kaiparamb GP	5	1,60,200
901	Thrissur	Kandanassery GP	4	1,83,600
902	Thrissur	Karalam GP	1	22,200
903	Thrissur	Kattakampal GP	4	1,68,400
904	Thrissur	Kattur GP	1	42,100
905	Thrissur	Kodakara GP	10	4,73,000
906	Thrissur	Kodassery GP	10	4,36,400
907	Thrissur	Kodungalloor Mplty	19	8,01,300
908	Thrissur	Kolazhy GP	14	5,86,900
909	Thrissur	Kondazhy GP	4	1,70,800
910	Thrissur	Koratty GP	11	4,75,000
911	Thrissur	Kunnamkulam Mplty	9	4,06,200
912	Thrissur	Kuzhur GP	7	3,23,400
913	Thrissur	Madakkathara GP	6	1,95,700

SI No	District	Name of Local Bodies	No. of cases	Amount ₹
914	Thrissur	Mala GP	5	2,38,900
915	Thrissur	Manalur GP	14	6,04,100
916	Thrissur	Mathilakam GP	1	42,100
917	Thrissur	Mattathur GP	11	4,47,700
918	Thrissur	Melur GP	5	2,38,100
919	Thrissur	Mulakunnathukavu GP	10	4,41,400
920	Thrissur	Mullassery GP	6	2,68,200
921	Thrissur	Mullurkara GP	3	1,29,300
922	Thrissur	Muriyad GP	8	2,55,300
923	Thrissur	Nadathara GP	11	4,96,100
924	Thrissur	Nattika GP	12	5,22,100
925	Thrissur	Nenmanikkara GP	9	3,36,700
926	Thrissur	Orumanayur GP	1	42,100
927	Thrissur	Padiyur GP	3	1,28,800
928	Thrissur	Pananchery GP	17	7,47,100
929	Thrissur	Panjal GP	4	1,68,400
930	Thrissur	Paralam GP	8	3,30,700
931	Thrissur	Parappukkara GP	10	4,23,700
932	Thrissur	Pavaratty GP	7	3,27,800
933	Thrissur	Pazhayannur GP	11	5,09,900
934	Thrissur	Perinjanam GP	1	43,200
935	Thrissur	Poomangalam GP	2	84,200
936	Thrissur	Porkulam GP	4	1,79,600
937	Thrissur	Poyya GP	3	1,18,300
938	Thrissur	Pudukkad GP	4	1,90,200
939	Thrissur	Punnayur GP	6	2,57,600
940	Thrissur	Punnayurkulam GP	3	1,32,300
941	Thrissur	Puthur GP	14	5,63,500
942	Thrissur	Sree Narayanapuram GP	5	2,44,100
943	Thrissur	Talikulam GP	5	2,27,700
944	Thrissur	Thanniyam GP	8	3,41,200
945	Thrissur	Thekkumkara GP	11	4,11,400
946	Thrissur	Thirssur Corp	102	47,12,000
947	Thrissur	Thiruvilwamala GP	3	1,06,900
948	Thrissur	Tholur GP	1	42,100
949	Thrissur	Trikkur GP	3	1,31,300
950	Thrissur	Vadekkekad GP	2	87,600
951	Thrissur	Valappad GP	2	86,600
952	Thrissur	Vallachira GP	4	1,84,400
953	Thrissur	Vallathol Nagar GP	6	2,74,200

SI No	District	Name of Local Bodies	No. of cases	Amount ₹
954	Thrissur	Varandarappilly GP	21	8,45,900
955	Thrissur	Varavoor GP	2	75,700
956	Thrissur	Vatanappilly GP	7	2,87,600
957	Thrissur	Vellangallur GP	6	2,49,400
958	Thrissur	Velukara GP	10	4,51,800
959	Thrissur	Velur GP	8	3,32,000
960	Thrissur	Venkitangu GP	8	2,65,700
961	Thrissur	Wadakanchery Mplty	28	12,19,800
962	Wayanad	Ambalavayal GP	6	2,52,000
963	Wayanad	Edavaka GP	6	2,62,500
964	Wayanad	Kalpetta Mplty	14	6,20,000
965	Wayanad	Kaniambetta GP	5	1,53,000
966	Wayanad	Mananthavady Mplty	15	6,00,400
967	Wayanad	Meenangadi GP	10	3,94,200
968	Wayanad	Meppadi GP	3	1,50,600
969	Wayanad	Mutil GP	4	1,84,600
970	Wayanad	Nenmeni GP	8	3,04,100
971	Wayanad	Noolpuzha GP	5	1,91,200
972	Wayanad	Padinharethara GP	5	2,14,500
973	Wayanad	Panamaram GP	16	6,63,400
974	Wayanad	Poothadi GP	7	3,32,300
975	Wayanad	Pozhuthana GP	1	36,000
976	Wayanad	Pulpally GP	5	1,99,600
977	Wayanad	Sulthan Bathery Mplty	9	3,65,500
978	Wayanad	Thariyode GP	1	51,100
979	Wayanad	Thavinhal GP	5	2,25,300
980	Wayanad	Thirunelly GP	4	1,68,400
981	Wayanad	Thondernad GP	3	1,37,500
982	Wayanad	Vellamunda GP	3	1,20,600
983	Wayanad	Vengappally GP	5	1,98,100
984	Wayanad	Vythiri GP	3	1,32,300
<b>Total</b>			<b>9,201</b>	<b>39,27,06,500</b>

## Appendix – IX

(Ref : Paragraph 2.6.1 – Page No. 19)

Payment of SSPs to Government Employees, Service/ Family Pensioners in selected districts

District	No. of cases	Amount (₹ in lakh)	Percentage of cases	Percentage of amount
Idukki	39	16.84	4.67	4.55
Malappuram	54	23.46	6.47	6.36
Pathanamthitta	83	36.50	9.93	9.87
Thiruvananthapuram	475	210.56	56.89	56.96
Thrissur	184	82.30	22.04	22.26
<b>Total</b>	<b>835</b>	<b>369.66</b>	<b>100.00</b>	<b>100.00</b>

*(Information furnished by DBT Cell)*

## Appendix -X

(Ref : Paragraph 2.6.2 – Page No. 20)

## Irregular transfer of SSP to Government employees after permanently removing them from receiving SSPs

Sl. No.	District	Local Body	Pensioner ID	Pensioner Name	Date from	Date to	Pension Type	Account Mode	DBT Reference No.	Remarks	Amount (in ₹)
1	Alappuzha	Alappuzha Mply	01850601245	Lathika Sreekumar	1/8/2019	1/9/2019	IGNWP	Bank	201906003	Success	2,400
2	Alappuzha	Alappuzha Mply	01850600997	Minimol P	1/8/2019	1/9/2019	IGNWP	D to H	201906003	Success	2,400
3	Alappuzha	Arattupuzha GP	04960601448	Eanet Josephine Lobo	1/8/2019	1/9/2019	IGNWP	Bank	201906003	Success	2,400
4	Alappuzha	Budhanur GP	04690600980	Alice Yohannan	1/8/2019	1/9/2019	IGNWP	Bank	201906003	Success	2,400
5	Alappuzha	Chennampalippuram GP	04270400057	Nanda	1/8/2019	1/9/2019	IGNDP	Bank	201903003	Success	2,400
6	Alappuzha	Chennithala Thriperumthura GP	04840201969	Vikramakurup S	1/8/2019	1/9/2019	IGNOAP	D to H	201902003	Success	2,400
7	Alappuzha	Cheppad GP	04940500049	Vasundaradevi P	1/8/2019	1/9/2019	UMWP	Bank	201905003	Success	2,400
8	Alappuzha	Cheriyand GP	04660600849	Azeena K. I.	1/8/2019	1/9/2019	IGNWP	Bank	201906003	Success	2,400
9	Alappuzha	Cherthala South GP	04430400030	Rosamma	1/8/2019	1/9/2019	IGNDP	Bank	201903003	Success	2,400
10	Alappuzha	Cherthala South GP	04430600496	Ajitha.K	1/8/2019	1/9/2019	IGNWP	Bank	201906003	Success	2,400
11	Alappuzha	Chettikulangara GP	04830601015	Latha	1/8/2019	1/9/2019	IGNWP	Bank	201906003	Success	2,400
12	Alappuzha	Haripad Mply	04780600194	Padminiammal	1/8/2019	1/9/2019	IGNWP	Bank	201906003	Success	2,400
13	Alappuzha	Kadakkarappally GP	04310400151	Kalavathy.K.B	1/8/2019	1/9/2019	IGNDP	Bank	201903003	Success	2,400
14	Alappuzha	Kandalloor GP	04930400173	Sheeja.S	1/8/2019	1/9/2019	IGNDP	D to H	201903003	Success	2,400
15	Alappuzha	Kanjikuzhi GP	04400400125	Usha Ct	1/8/2019	1/9/2019	IGNDP	Bank	201903003	Success	2,400
16	Alappuzha	Kanjikuzhi GP	04400400177	Ambika S	1/8/2019	1/9/2019	IGNDP	Bank	201903003	Success	2,400
17	Alappuzha	Kanjikuzhi GP	04400400466	Swayadevi C	1/8/2019	1/9/2019	IGNDP	Bank	201903003	Success	2,400
18	Alappuzha	Kanjikuzhi GP	04400600587	Jameela.Abdulasees	1/8/2019	1/9/2019	IGNWP	Bank	201906003	Success	2,400
19	Alappuzha	Karthikappally GP	04740400100	Mini P. A.	1/8/2019	1/9/2019	IGNDP	D to H	201903003	Success	2,400
20	Alappuzha	Kayamkulam Mply	01840600518	Jubariyaisack	1/8/2019	1/9/2019	IGNWP	Bank	201906003	Success	2,400
21	Alappuzha	Kodamthuruthu GP	04360600663	Valsala	1/8/2019	1/9/2019	IGNWP	Bank	201906003	Success	2,400
22	Alappuzha	Krishnapuram GP	049706000469	Rasilath	1/8/2019	1/9/2019	IGNWP	D to H	201906003	Success	2,400

Sl. No.	District	Local Body	Pensioner ID	Pensioner Name	Date from	Date to	Pension Type	Account Mode	DBT Reference No.	Remarks	Amount (in ₹)
23	Alappuzha	Kumarapuram GP	04760400257	Vishnu	1/8/2019	1/9/2019	IGNDP	Bank	201903003	Success	2,400
24	Alappuzha	Kumarapuram GP	04760400063	Sujatha	1/8/2019	1/9/2019	IGNDP	D to H	201903003	Success	2,400
25	Alappuzha	Kumarapuram GP	04760400250	Prasanna	1/8/2019	1/9/2019	IGNDP	D to H	201903003	Success	2,400
26	Alappuzha	Kumarapuram GP	04760600096	Retamma	1/8/2019	1/9/2019	IGNW/P	D to H	201906003	Success	2,400
27	Alappuzha	Mannar GP	04700400083	Sreeskala A.	1/8/2019	1/9/2019	IGNDP	Bank	201903003	Success	2,400
28	Alappuzha	Mararikulam South GP	04460400551	Sajikumar	1/8/2019	1/9/2019	IGNDP	Bank	201903003	Success	2,400
29	Alappuzha	Muhamma GP	04420600718	Usha	1/8/2019	1/9/2019	IGNW/P	Bank	201906003	Success	1,200
30	Alappuzha	Nedumudi GP	04550600058	Sheejammakunjahan	1/8/2019	1/9/2019	IGNW/P	Bank	201906003	Success	2,400
31	Alappuzha	Panavally GP	04280400168	Sajimon	1/8/2019	1/9/2019	IGNDP	Bank	201903003	Success	2,400
32	Alappuzha	Pathiyoor GP	04920400256	Georgevarghese	1/8/2019	1/9/2019	IGNDP	Bank	201903003	Success	2,400
33	Alappuzha	Pulinkunnu GP	04620600067	Bijimol Paul	1/8/2019	1/9/2019	IGNW/P	Bank	201906003	Success	2,400
34	Alappuzha	Punnpra North GP	04510600628	Mayadevi	1/8/2019	1/9/2019	IGNW/P	Bank	201906003	Success	2,400
35	Alappuzha	Punnpra North GP	04510601073	Geetha	1/8/2019	1/9/2019	IGNW/P	Bank	201906003	Success	2,400
36	Alappuzha	Thakazhi GP	04540400219	Thankachan	1/8/2019	1/9/2019	IGNDP	Bank	201903003	Success	2,400
37	Alappuzha	Thakazhi GP	04540600427	Fousiya	1/8/2019	1/9/2019	IGNW/P	Bank	201906003	Success	2,400
38	Alappuzha	Thalavadi GP	04520600621	Radhamani	1/8/2019	1/9/2019	IGNW/P	Bank	201906003	Success	2,400
39	Alappuzha	Vallikunnam GP	04870601059	Raseena.A	1/8/2019	1/9/2019	IGNW/P	Bank	201906003	Success	2,400
40	Alappuzha	Vallikunnam GP	04870400398	Sunitha C	1/8/2019	1/9/2019	IGNDP	D to H	201903003	Success	2,400
41	Alappuzha	Veeyapuram GP	04810600154	Umayamma	1/8/2019	1/9/2019	IGNW/P	Bank	201906003	Success	2,400
42	Ernakulam	Asamannoor GP	06430600021	Latha.A.K.	1/8/2019	1/9/2019	IGNW/P	Bank	201906003	Success	2,400
43	Ernakulam	Ayavana GP	07090400054	Sindhu Kunjan	1/8/2019	1/9/2019	IGNDP	Bank	201903003	Success	2,400
44	Ernakulam	Chendamangalam GP	06240600154	Suseela Lakshmikutty	1/8/2019	1/9/2019	IGNW/P	Bank	201906003	Success	2,400
45	Ernakulam	Chengamanad GP	07000600786	Maimunath Abdullassis	1/8/2019	1/9/2019	IGNW/P	Bank	201906003	Success	2,400
46	Ernakulam	Cheranalur GP	06560400218	Rocky M. R.	1/8/2019	1/9/2019	IGNDP	D to H	201903003	Success	2,400
47	Ernakulam	Cochin Corp	01690401101	Venugopal M	1/8/2019	1/9/2019	IGNDP	Bank	201903003	Success	2,400
48	Ernakulam	Cochin Corp	01690600012	Asha	1/8/2019	1/9/2019	IGNW/P	Bank	201906003	Success	2,400
49	Ernakulam	Cochin Corp	01690606306	Lalitha Prakash	1/8/2019	1/9/2019	IGNW/P	Bank	201906003	Success	2,400

Report on Direct Benefit Transfer of Social Security Pension Schemes

Sl. No.	District	Local Body	Pensioner ID	Pensioner Name	Date from	Date to	Pension Type	Account Mode	DBT Reference No.	Remarks	Amount (in ₹)
50	Ernakulam	Cochin Corp	01690400717	Usha R	1/8/2019	1/9/2019	IGNDP	D to H	201903003	Success	2,400
51	Ernakulam	Elamkunnappuzha GP	06620602225	Geetha	1/8/2019	1/9/2019	IGNWP	Bank	201906003	Success	2,400
52	Ernakulam	Eloor Mply	12460202595	Philominasenselavos	1/8/2019	1/9/2019	IGNOAP	Bank	201902003	Success	2,400
53	Ernakulam	Eloor Mply	06320400022	Kaulath V A	1/8/2019	1/9/2019	IGNDP	D to H	201903003	Success	2,600
54	Ernakulam	Kalady GP	06410600949	Jancy Rokey	1/8/2019	1/9/2019	IGNWP	D to H	201906003	Success	2,400
55	Ernakulam	Kizhakkambalam GP	06510400036	Aliyar F/O Haneefa	1/8/2019	1/9/2019	IGNDP	D to H	201903003	Success	2,400
56	Ernakulam	Kottappady GP	06840400194	Shaji M. C	1/8/2019	1/9/2019	IGNDP	Bank	201903003	Success	2,400
57	Ernakulam	Kottuvally GP	06250600567	Ushadevi	1/8/2019	1/9/2019	IGNWP	Bank	201906003	Success	2,400
58	Ernakulam	Kottuvally GP	06250601153	M.K Girija	1/8/2019	1/9/2019	IGNWP	Bank	201906003	Success	2,400
59	Ernakulam	Kottuvally GP	06250601488	Rosily N S	1/8/2019	1/9/2019	IGNWP	D to H	201906003	Success	2,400
60	Ernakulam	Kumbalam GP	06680600954	Sindhu T P	1/8/2019	1/9/2019	IGNWP	D to H	201906003	Success	2,400
61	Ernakulam	Kunnathunad GP	06800400131	T. Rajeeshkumar	1/8/2019	1/9/2019	IGNDP	Bank	201903003	Success	2,400
62	Ernakulam	Kunnathunad GP	06800400137	E. V. Anira	1/8/2019	1/9/2019	IGNDP	Bank	201903003	Success	2,400
63	Ernakulam	Kuttampuzha GP	06900611024	Soji Binu	1/8/2019	1/9/2019	IGNWP	Bank	201906003	Success	2,400
64	Ernakulam	Manjalloor GP	07100600236	Kavitha Anilkumar	1/8/2019	1/9/2019	IGNWP	Bank	201906003	Success	2,400
65	Ernakulam	Manjapra GP	06360400113	Silja Shajju	1/8/2019	1/9/2019	IGNDP	Bank	201903003	Success	2,400
66	Ernakulam	Maradu Mply	06670600203	Raji A	1/8/2019	1/9/2019	IGNWP	Bank	201906003	Success	2,400
67	Ernakulam	Mazhuvannoor GP	06780600211	Lissy Elias	1/8/2019	1/9/2019	IGNWP	Bank	201906003	Success	2,400
68	Ernakulam	Mazhuvannoor GP	06780601384	Suma Vijayan	1/8/2019	1/9/2019	IGNWP	Bank	201906003	Success	2,400
69	Ernakulam	Mudakuzha GP	06440400171	Mohan.A.M	1/8/2019	1/9/2019	IGNDP	Bank	201903003	Success	2,400
70	Ernakulam	Mudakuzha GP	06440600749	Indira M V	1/8/2019	1/9/2019	IGNWP	Bank	201906003	Success	2,400
71	Ernakulam	Mulavukad GP	06580600134	Mymuna(Abu)	1/8/2019	1/9/2019	IGNWP	Bank	201906003	Success	2,400
72	Ernakulam	Mulavukad GP	06580600656	Sudhina Jyothisasu	1/8/2019	1/9/2019	IGNWP	Bank	201906003	Success	2,400
73	Ernakulam	Nayarambalam GP	06600600558	Sunitha . R	1/8/2019	1/9/2019	IGNWP	D to H	201906003	Success	2,400
74	Ernakulam	Nellikuzhi GP	06820400316	Maithen P B	1/8/2019	1/9/2019	IGNDP	Bank	201903003	Success	2,400
75	Ernakulam	Nellikuzhi GP	06820601425	Kamalam	1/8/2019	1/9/2019	IGNWP	Bank	201906003	Success	2,400
76	Ernakulam	Okkal GP	06480201863	Kunjumuhammed	1/8/2019	1/9/2019	IGNOAP	Bank	201902003	Success	2,400



Sl. No.	District	Local Body	Pensioner ID	Pensioner Name	Date from	Date to	Pension Type	Account Mode	DBT Reference No.	Remarks	Amount (in ₹)
77	Ernakulam	Okkal GP	06480600315	Yamuna.Ajikummar	1/8/2019	1/9/2019	IGNWP	Bank	201906003	Success	2,400
78	Ernakulam	Okkal GP	06480600644	Annie's Jose	1/8/2019	1/9/2019	IGNWP	Bank	201906003	Success	2,400
79	Ernakulam	Paipra GP	07070400291	Shamsudheen.K. M	1/8/2019	1/9/2019	IGNDP	D to H	201903003	Success	2,400
80	Ernakulam	Pallippuram GP	06630400074	Jobi.O.T.	1/8/2019	1/9/2019	IGNDP	Bank	201903003	Success	2,400
81	Ernakulam	Pampakuda GP	06970400217	Jithu John	1/8/2019	1/9/2019	IGNDP	Bank	201903003	Success	2,400
82	Ernakulam	Pindimana GP	06830400065	Hassena N M	1/8/2019	1/9/2019	IGNDP	Bank	201903003	Success	2,400
83	Ernakulam	Poothrika GP	06750400091	Alex K U	1/8/2019	1/9/2019	IGNDP	Bank	201903003	Success	2,400
84	Ernakulam	Thiruvaniyoor GP	06760600875	Omana	1/8/2019	1/9/2019	IGNWP	Bank	201906003	Success	2,400
85	Ernakulam	Thrikkakara Mply	06570400034	T. H. Aliyar(R A Subaida)	1/8/2019	1/9/2019	IGNDP	Bank	201903003	Success	2,400
86	Ernakulam	Udayamperur GP	06690601292	Nirmala C K	1/8/2019	1/9/2019	IGNWP	Bank	201906003	Success	2,400
87	Ernakulam	Valakom GP	07060400038	Jobin George	1/8/2019	1/9/2019	IGNDP	Bank	201903003	Success	2,400
88	Ernakulam	Varapuzha GP	06300400132	Anil.K.John	1/8/2019	1/9/2019	IGNDP	Bank	201903003	Success	2,400
89	Idukki	Arakulam GP	06010400010	Saritha	1/8/2019	1/9/2019	IGNDP	Bank	201903003	Success	2,400
90	Idukki	Arakulam GP	06010600209	Ramani.Aravind	1/8/2019	1/9/2019	IGNWP	Bank	201906003	Success	2,400
91	Idukki	Kattappana Mply	06050400218	Biju Mathew	1/8/2019	1/9/2019	IGNDP	Bank	201903003	Success	2,400
92	Idukki	Kattappana Mply	06050601044	Sindhumol Em	1/8/2019	1/9/2019	IGNWP	Bank	201906003	Success	2,400
93	Idukki	Kokkayar GP	06200400112	Sumesh O.V.	1/8/2019	1/9/2019	IGNDP	Bank	201903003	Success	2,400
94	Idukki	Kumily GP	06190600227	Santhamma Revi	1/8/2019	1/9/2019	IGNWP	Bank	201906003	Success	2,400
95	Idukki	Marayoor GP	05780400086	Mekhala	1/8/2019	1/9/2019	IGNDP	Bank	201903003	Success	2,400
96	Idukki	Mariyapuram GP	06040400049	Amala Augustine	1/8/2019	1/9/2019	IGNDP	Bank	201903003	Success	2,400
97	Idukki	Rajakkad GP	05880400157	Bindhu Raghu	1/8/2019	1/9/2019	IGNDP	Bank	201903003	Success	2,400
98	Idukki	Rajakkad GP	05880600355	Sherina Salim	1/8/2019	1/9/2019	IGNWP	Bank	201906003	Success	2,400
99	Idukki	Vathikudy GP	06000400293	Vishnu K.U	1/8/2019	1/9/2019	IGNDP	Bank	201903003	Success	2,400
100	Kannur	Alakode GP	11200601024	Omana A	1/8/2019	1/9/2019	IGNWP	Bank	201906003	Success	2,400
101	Kannur	Ancharakandy GP	11360400054	Kanakavalli K V	1/8/2019	1/9/2019	IGNDP	D to H	201903003	Success	2,400
102	Kannur	Anthoor Mply	02180601660	Mini P. V.	1/8/2019	1/9/2019	IGNWP	Bank	201906003	Success	2,400
103	Kannur	Dharmadom GP	11450601263	Rasija Km	1/8/2019	1/9/2019	IGNWP	Bank	201906003	Success	2,400
104	Kannur	Dharmadom GP	11450600271	P.Renjini	1/8/2019	1/9/2019	IGNWP	D to H	201906003	Success	1,200
105	Kannur	Eramholi GP	11460600185	Shaji C K	1/8/2019	1/9/2019	IGNWP	Bank	201906003	Success	2,400

Report on Direct Benefit Transfer of Social Security Pension Schemes

Sl. No.	District	Local Body	Pensioner ID	Pensioner Name	Date from	Date to	Pension Type	Account Mode	DBT Reference No.	Remarks	Amount (in ₹)
106	Kannur	Irikkur GP	11220400058	Chanthrathil Suneesh	1/8/2019	1/9/2019	IGNDP	Bank	201903003	Success	2,400
107	Kannur	Irity Mply	11690400025	P. Shyamala	1/8/2019	1/9/2019	IGNDP	Bank	201903003	Success	2,400
108	Kannur	Kalliasseri GP	11100600380	V.V.Santha	1/8/2019	1/9/2019	IGNWVP	Bank	201906003	Success	2,400
109	Kannur	KannurCorp	12590201630	Shobhanamoopara kath	1/8/2019	1/9/2019	IGNOAP	Bank	201902003	Success	2,400
110	Kannur	KannurCorp	11370400271	Rajila.A	1/8/2019	1/9/2019	IGNDP	D to H	201903003	Success	2,400
111	Kannur	Kottiyoor GP	11720400040	Tintu Augustian	1/8/2019	1/9/2019	IGNDP	Bank	201903003	Success	2,600
112	Kannur	Kurumathur GP	11140400067	Shyju	1/8/2019	1/9/2019	IGNDP	Bank	201903003	Success	2,600
113	Kannur	Kurumathur GP	11140600641	Vanaja.I.V	1/8/2019	1/9/2019	IGNWVP	Bank	201906003	Success	2,400
114	Kannur	Madayi GP	10990601027	Anitha E	1/8/2019	1/9/2019	IGNWVP	Bank	201906003	Success	2,400
115	Kannur	Mangattidam GP	11600600088	Bhargavi K V	1/8/2019	1/9/2019	IGNWVP	Bank	201906003	Success	2,400
116	Kannur	Mattool GP	11000400225	Hamza K	1/8/2019	1/9/2019	IGNDP	Bank	201903003	Success	2,400
117	Kannur	Muzhakkunnu GP	11730600086	Makkoth Sumathi	1/8/2019	1/9/2019	IGNWVP	Bank	201906003	Success	2,400
118	Kannur	Naduvil GP	11180400278	Phalgunan T	1/8/2019	1/9/2019	IGNDP	Bank	201903003	Success	2,400
119	Kannur	Narath GP	11160600188	Parvathi Pittan	1/8/2019	1/9/2019	IGNWVP	Bank	201906003	Success	2,400
120	Kannur	Pariyaram GP	11150400179	Kesavan	1/8/2019	1/9/2019	IGNDP	D to H	201903003	Success	2,400
121	Kannur	Peringome Vayakkara GP	11060600024	Cheruttaru Veettil Padminikkutti	1/8/2019	1/9/2019	IGNWVP	Bank	201906003	Success	2,400
122	Kannur	Vengad GP	11620600494	Shylaja P	1/8/2019	1/9/2019	IGNWVP	D to H	201906003	Success	2,400
123	Kasaragod	Badiyadka GP	11870600098	Devaki	1/8/2019	1/9/2019	IGNWVP	Bank	201906003	Success	2,400
124	Kasaragod	Bedaduka GP	11930400025	Divakaran	1/8/2019	1/9/2019	IGNDP	Bank	201903003	Success	2,400
125	Kasaragod	Bedaduka GP	11930400027	Thankamani C	1/8/2019	1/9/2019	IGNDP	Bank	201903003	Success	2,400
126	Kasaragod	Bedaduka GP	11930400339	Suchithra.T	1/8/2019	1/9/2019	IGNDP	Bank	201903003	Success	2,400
127	Kasaragod	Belloor GP	11770400157	Rekha.K.A	1/8/2019	1/9/2019	IGNDP	Bank	201903003	Success	2,400
128	Kasaragod	Chengala GP	11910601373	Sharada K	1/8/2019	1/9/2019	IGNWVP	Bank	201906003	Success	2,400
129	Kasaragod	Kanjhangad Mply	02230603431	A Susheela	1/8/2019	1/9/2019	IGNWVP	D to H	201906003	Success	2,400
130	Kasaragod	Kasaragod Mply	02240602184	Rajeswari.N	1/8/2019	1/9/2019	IGNWVP	Bank	201906003	Success	2,400
131	Kasaragod	Kayyur Cheemeni GP	12070600977	Usha T P	1/8/2019	1/9/2019	IGNWVP	D to H	201906003	Success	2,400
132	Kasaragod	Madhur GP	11940601058	Bhavani	1/8/2019	1/9/2019	IGNWVP	Bank	201906003	Success	2,400

Sl. No.	District	Local Body	Pensioner ID	Pensioner Name	Date from	Date to	Pension Type	Account Mode	DBT Reference No.	Remarks	Amount (in ₹)
133	Kasaragod	Madikkai GP	12010600156	Rohini K.	1/8/2019	1/9/2019	IGNWP	Bank	201906003	Success	2,400
134	Kasaragod	Pullurperiya GP	12040600279	Geetha P.	1/8/2019	1/9/2019	IGNWP	Bank	201906003	Success	2,400
135	Kasaragod	Pullurperiya GP	12040400367	Ranjith V	1/8/2019	1/9/2019	IGNDP	D to H	201903003	Success	2,400
136	Kasaragod	TrikaripurGP	12130400107	Latha.K	1/8/2019	1/9/2019	IGNDP	Bank	201903003	Success	2,400
137	Kasaragod	Valiyaparamba GP	12150400162	Simon.K.J	1/8/2019	1/9/2019	IGNDP	Bank	201903003	Success	2,400
138	Kasaragod	Valiyaparamba GP	12150600113	Shobha.K.V	1/8/2019	1/9/2019	IGNWP	Bank	201906003	Success	2,400
139	Kasaragod	Vorkady GP	11800400049	Muhammed Asharaf	1/8/2019	1/9/2019	IGNDP	D to H	201903003	Success	2,400
140	Kollam	Elampalloor GP	03590400342	Haseem.B	1/8/2019	1/9/2019	IGNDP	Bank	201903003	Success	2,400
141	Kollam	Ittiva GP	03680601213	Sindhu.A	1/8/2019	1/9/2019	IGNWP	Bank	201906003	Success	2,400
142	Kollam	Kollam Corp	01680400457	Sanu Chandran C	1/8/2019	1/9/2019	IGNDP	Bank	201903003	Success	2,400
143	Kollam	Kollam Corp	01680400950	Ajikumari.S.	1/8/2019	1/9/2019	IGNDP	Bank	201903003	Success	2,400
144	Kollam	Kollam Corp	01680402448	Sofiya.R	1/8/2019	1/9/2019	IGNDP	Bank	201903003	Success	2,400
145	Kollam	Kollam Corp	01680601473	Rethnavalli	1/8/2019	1/9/2019	IGNWP	Bank	201906003	Success	2,400
146	Kollam	Kollam Corp	01680602852	Indira	1/8/2019	1/9/2019	IGNWP	Bank	201906003	Success	2,400
147	Kollam	Kollam Corp	01680603019	Lathika	1/8/2019	1/9/2019	IGNWP	Bank	201906003	Success	2,400
148	Kollam	Kollam Corp	03540600925	Vijayamma	1/8/2019	1/9/2019	IGNWP	Bank	201906003	Success	1,200
149	Kollam	Kottamkara GP	03580602008	Rajeena.K	1/8/2019	1/9/2019	IGNWP	Bank	201906003	Success	2,400
150	Kollam	Kottarakara Mply	03420601353	Saradha Mohanan	1/8/2019	1/9/2019	IGNWP	Bank	201906003	Success	2,400
151	Kollam	Mayyanad GP	03560600064	Majitha	1/8/2019	1/9/2019	IGNWP	Bank	201906003	Success	2,400
152	Kollam	Mynagappally GP	03070600831	Rasheeda	1/8/2019	1/9/2019	IGNWP	Bank	201906003	Success	1,200
153	Kollam	Neduvathur GP	03410600433	Ushakumary G.	1/8/2019	1/9/2019	IGNWP	Bank	201906003	Success	2,400
154	Kollam	Sooranad South GP	03130400282	Radhakrishnan	1/8/2019	1/9/2019	IGNDP	Bank	201903003	Success	2,400
155	Kollam	Sooranad South GP	03130600661	Rathi	1/8/2019	1/9/2019	IGNWP	Bank	201906003	Success	2,400
156	Kollam	Thenmala GP	03350400378	Saiju Mon C	1/8/2019	1/9/2019	IGNDP	Bank	201903003	Success	2,400
157	Kollam	Thrikkaruva GP	03550400351	Harsha.L	1/8/2019	1/9/2019	IGNDP	Bank	201903003	Success	2,400
158	Kottayam	Akalakunnam GP	05410600060	Usha Kumari	1/8/2019	1/9/2019	IGNWP	Bank	201906003	Success	2,400
159	Kottayam	Changanassery Mply	01880601593	Neethu Allias	1/8/2019	1/9/2019	IGNWP	Bank	201906003	Success	2,400
160	Kottayam	Erattupetta Mply	05350600041	Aisha K.S	1/8/2019	1/9/2019	IGNWP	Bank	201906003	Success	2,400

Report on Direct Benefit Transfer of Social Security Pension Schemes

Sl. No.	District	Local Body	Pensioner ID	Pensioner Name	Date from	Date to	Pension Type	Account Mode	DBT Reference No.	Remarks	Amount (in ₹)
161	Kottayam	Kallara GP	05060600071	Indirakuttiyamma	1/8/2019	1/9/2019	IGNWP	Bank	201906003	Success	2,400
162	Kottayam	Kallara GP	05060600341	Sheela Sunny	1/8/2019	1/9/2019	IGNWP	Bank	201906003	Success	2,400
163	Kottayam	Kanakkari GP	05200600116	Jayaree V B	1/8/2019	1/9/2019	IGNWP	D to H	201906003	Success	2,400
164	Kottayam	Kanjirappally GP	05680400188	Shanavas Bijili (Shanaz Bigily)	1/8/2019	1/9/2019	IGNDP	Bank	201903003	Success	2,400
165	Kottayam	Karoor GP	05270600509	Bindu.Snair	1/8/2019	1/9/2019	IGNWP	Bank	201906003	Success	2,400
166	Kottayam	Karukachal GP	05550600073	C. G. Nirmala	1/8/2019	1/9/2019	IGNWP	Bank	201906003	Success	2,400
167	Kottayam	Kozhuvanal GP	05280600379	Sheeba Babu	1/8/2019	1/9/2019	IGNWP	Bank	201906003	Success	2,400
168	Kottayam	Kumarakom GP	05480400100	Reena Joseph	1/8/2019	1/9/2019	IGNDP	Bank	201903003	Success	2,400
169	Kottayam	Madappally GP	05570600460	Valsamma George	1/8/2019	1/9/2019	IGNWP	Bank	201906003	Success	2,400
170	Kottayam	Manjoor GP	05070600104	Sheela Vijayan	1/8/2019	1/9/2019	IGNWP	Bank	201906003	Success	2,400
171	Kottayam	Maravanthuruthu GP	05010400191	Risana.M.S.	1/8/2019	1/9/2019	IGNDP	Bank	201903003	Success	2,400
172	Kottayam	Maravanthuruthu GP	05010202089	Santhakumari	1/8/2019	1/9/2019	IGNOAP	Bank	201902003	Success	2,400
173	Kottayam	Panachikkad GP	05510600591	Kunjumol Roy	1/8/2019	1/9/2019	IGNWP	Bank	201906003	Success	2,400
174	Kottayam	Thalanad GP	05390500015	Marimuthamma K K	1/8/2019	1/9/2019	UMWP	Bank	201905003	Success	2,400
175	Kottayam	Thiruvarpu GP	05520400299	Midhunraj	1/8/2019	1/9/2019	IGNDP	D to H	201903003	Success	2,400
176	Kottayam	Udayanapuram GP	05040600900	Saraswathy A P	1/8/2019	1/9/2019	IGNWP	Bank	201906003	Success	2,400
177	Kottayam	Vakathanam GP	05600600335	Mereena Joseph	1/8/2019	1/9/2019	IGNWP	Bank	201906003	Success	2,400
178	Kottayam	Veehoor GP	05030400293	Anupama	1/8/2019	1/9/2019	IGNDP	D to H	201903003	Success	2,400
179	Kottayam	Velloor GP	05110600633	Shanimol.S	1/8/2019	1/9/2019	IGNWP	Bank	201906003	Success	2,400
180	Kozhikkode	Arikulam GP	10370600658	Thahira T K	1/8/2019	1/9/2019	IGNWP	D to H	201906003	Success	2,400
181	Kozhikkode	Atholi GP	10300600032	Anitha C K	1/8/2019	1/9/2019	IGNWP	Bank	201906003	Success	2,400
182	Kozhikkode	Ayancheri GP	10120400152	Rajeewan.E.M.	1/8/2019	1/9/2019	IGNDP	D to H	201903003	Success	2,400
183	Kozhikkode	Balusseri GP	10280601190	Suganthi	1/8/2019	1/9/2019	IGNWP	Bank	201906003	Success	2,400
184	Kozhikkode	Eramala GP	09960600962	Preetha	1/8/2019	1/9/2019	IGNWP	D to H	201906003	Success	2,400
185	Kozhikkode	Kakkur GP	10420600157	Radhamani K P	1/8/2019	1/9/2019	IGNWP	Bank	201906003	Success	2,400
186	Kozhikkode	Kakkur GP	10420400208	Usha.E	1/8/2019	1/9/2019	IGNDP	D to H	201903003	Success	2,400
187	Kozhikkode	Kodiyathur GP	10550400189	Shafna K K	1/8/2019	1/9/2019	IGNDP	D to H	201903003	Success	2,400
188	Kozhikkode	Koduvally Mply	10510400194	Suresh.N.	1/8/2019	1/9/2019	IGNDP	D to H	201903003	Success	2,400
189	Kozhikkode	Kozhikkode Corp	01710402002	Fajju S. P.	1/8/2019	1/9/2019	IGNDP	Bank	201903003	Success	2,400

Sl. No.	District	Local Body	Pensioner ID	Pensioner Name	Date from	Date to	Pension Type	Account Mode	DBT Reference No.	Remarks	Amount (in ₹)
190	Kozhikkode	Kozhikkode Corp	10680400469	Shilpa Prasad. P	1/8/2019	1/9/2019	IGNDP	Bank	201903003	Success	2,400
191	Kozhikkode	Kozhikkode Corp	01710602261	Mymoona.T.	1/8/2019	1/9/2019	IGNWVP	Bank	201906003	Success	2,400
192	Kozhikkode	Kunnamangalam GP	10590602141	Bindu. V.P	1/8/2019	1/9/2019	IGNWVP	Bank	201906003	Success	2,400
193	Kozhikkode	Moodadi GP	10380600654	Meera.Vm.	1/8/2019	1/9/2019	IGNWVP	Bank	201906003	Success	2,400
194	Kozhikkode	Mukkam Mply	10610600072	Kamala Alias Komala.P.	1/8/2019	1/9/2019	IGNWVP	D to H	201906003	Success	2,400
195	Kozhikkode	Nochad GP	10220400111	Priyesh	1/8/2019	1/9/2019	IGNDP	D to H	201903003	Success	2,400
196	Kozhikkode	Ramanattukara Mply	12800201296	Sarojini K	1/8/2019	1/9/2019	IGNOAP	D to H	201902003	Success	2,400
197	Kozhikkode	Thalikulathur GP	10460601224	Dhanamma C	1/8/2019	1/9/2019	IGNWVP	Bank	201906003	Success	2,400
198	Kozhikkode	Thiruvallur GP	10150400113	Subaida	1/8/2019	1/9/2019	IGNDP	Bank	201903003	Success	2,400
199	Kozhikkode	Unnikulum GP	10330400374	Mini.N.K	1/8/2019	1/9/2019	IGNDP	Bank	201903003	Success	2,400
200	Kozhikkode	Unnikulum GP	10330601895	Rabiya	1/8/2019	1/9/2019	IGNWVP	D to H	201906003	Success	2,400
201	Kozhikkode	Vadakara Mply	02140400663	Vijitha P	1/8/2019	1/9/2019	IGNDP	D to H	201903003	Success	2,400
202	Kozhikkode	Vadakara Mply	02140603397	Sheeba K	1/8/2019	1/9/2019	IGNWVP	D to H	201906003	Success	2,400
203	Kozhikkode	Vanimel GP	10030600291	Sindhu.M.A	1/8/2019	1/9/2019	IGNWVP	D to H	201906003	Success	2,400
204	Kozhikkode	Velom GP	10100400314	Sheethal	1/8/2019	1/9/2019	IGNDP	Bank	201903003	Success	2,400
205	Malappuram	Alamcode GP	09890600863	Lakshmi W/O Suryachandran	1/8/2019	1/9/2019	IGNWVP	Bank	201906003	Success	2,400
206	Malappuram	Amarambalam GP	08950400547	Aneesh K	1/8/2019	1/9/2019	IGNDP	Bank	201903003	Success	2,400
207	Malappuram	Angadipuram GP	09500400174	Ramla Beegam.P	1/10/2019	1/11/2019	IGNDP	Bank	201903005	Success	1,200
208	Malappuram	Angadipuram GP	09500400174	Ramla Beegam.P	1/12/2019	30/4/2020	IGNDP	Bank	202003001	Success	6,100
209	Malappuram	Angadipuram GP	09500400174	Ramla Beegam.P	1/7/2020	1/8/2020	IGNDP	Bank	202003004	Success	2,600
210	Malappuram	Angadipuram GP	09500400174	Ramla Beegam.P	1/9/2020	30/9/2020	IGNDP	Bank	202003005	Success	1,400
211	Malappuram	Chekkode GP	09260400284	Kunjuttan	1/8/2019	1/9/2019	IGNDP	Bank	201903003	Success	2,400
212	Malappuram	Edavanna GP	09080601444	Aleemakutty.T	1/8/2019	1/9/2019	IGNWVP	Bank	201906003	Success	2,400
213	Malappuram	Kodur GP	09490400027	Ashraf	1/8/2019	1/9/2019	IGNDP	Bank	201903003	Success	2,400
214	Malappuram	KondottyMply	09160300011	Thencheeri Mohamed	1/8/2019	1/9/2019	IGNDP	Bank	201903003	Success	2,400
215	Malappuram	KondottyMply	09160600270	Ummukulsu Pottammal	1/8/2019	1/9/2019	IGNWVP	Bank	201906003	Success	2,400

Report on Direct Benefit Transfer of Social Security Pension Schemes

Sl. No.	District	Local Body	Pensioner ID	Pensioner Name	Date from	Date to	Pension Type	Account Mode	DBT Reference No.	Remarks	Amount (in ₹)
216	Malappuram	Kottakkal Mply	12480400106	Prajeesh.K	1/8/2019	1/9/2019	IGNDP	Bank	201903003	Success	2,400
217	Malappuram	Manjeri Mply	02110400753	Shahina	1/8/2019	1/9/2019	IGNDP	Bank	201903003	Success	2,400
218	Malappuram	Melattur GP	09380600759	Ramani	1/8/2019	1/9/2019	IGNWP	Bank	201906003	Success	2,400
219	Malappuram	Moorkkanad GP	09460601765	Raji	1/8/2019	1/9/2019	IGNWP	D to H	201906003	Success	2,400
220	Malappuram	Ozhur GP	09730400094	Mohanam	1/8/2019	1/9/2019	IGNDP	Bank	201903003	Success	2,400
221	Malappuram	Perumanna KlariGP	09790400270	Ramlath Pullat	1/8/2019	1/9/2019	IGNDP	Bank	201903003	Success	2,400
222	Malappuram	Ponnani Mply	02100602596	Indira	1/8/2019	1/9/2019	IGNWP	D to H	201906003	Success	2,400
223	Malappuram	Ponnani Mply	02100603295	Sulaikha.K.V	1/8/2019	1/9/2019	IGNWP	D to H	201906003	Success	2,400
224	Malappuram	Pothukkal GP	09030400108	Prasad	1/8/2019	1/9/2019	IGNDP	D to H	201903003	Success	2,400
225	Malappuram	Tanur Mply	09760601857	Divya.K	1/8/2019	1/9/2019	IGNWP	Bank	201906003	Success	2,400
226	Malappuram	Thennala GP	09610400067	Anil	1/8/2019	1/9/2019	IGNDP	Bank	201903003	Success	2,400
227	Malappuram	Thirunavaya GP	09840400060	Kunjimalu	1/8/2019	1/9/2019	IGNDP	Bank	201903003	Success	2,400
228	Malappuram	Thuvvur GP	09120601288	Valsala	1/8/2019	1/9/2019	IGNWP	Bank	201906003	Success	2,400
229	Malappuram	Vengara GP	09620400535	Muhammedbasheer	1/8/2019	1/9/2019	IGNDP	Bank	201903003	Success	2,400
230	Malappuram	Wandoor GP	09130400146	Shakheela	1/8/2019	1/9/2019	IGNDP	Bank	201903003	Success	2,400
231	Malappuram	Wandoor GP	09130601146	Sheeja	1/8/2019	1/9/2019	IGNWP	Bank	201906003	Success	2,400
232	Palakkad	Agali GP	08420601147	Vijayakumari	1/8/2019	1/9/2019	IGNWP	Bank	201906003	Success	2,400
233	Palakkad	Cherpulassery Mply	08310600813	Latha N	1/8/2019	1/9/2019	IGNWP	Bank	201906003	Success	2,400
234	Palakkad	Kanjirapuzha GP	08380600604	Santhakumari	1/8/2019	1/9/2019	IGNWP	D to H	201906003	Success	2,400
235	Palakkad	Kannambra GP	08850400033	Noushad	1/8/2019	1/9/2019	IGNDP	D to H	201903003	Success	2,400
236	Palakkad	Karimba GP	08350400090	Shanti.E.P.	1/8/2019	1/9/2019	IGNDP	D to H	201903003	Success	2,400
237	Palakkad	Karimba GP	08350400157	C.P.Muhammed Basher	1/8/2019	1/9/2019	IGNDP	D to H	201903003	Success	2,400
238	Palakkad	Kodumba GP	08450600405	Santha	1/8/2019	1/9/2019	IGNWP	Bank	201906003	Success	2,400
239	Palakkad	Kumaraputhur GP	08370400407	Meenu K	1/8/2019	1/9/2019	IGNDP	D to H	201903003	Success	2,400
240	Palakkad	Kuzhalmannam GP	08550600663	Vijayakumari	1/8/2019	1/9/2019	IGNWP	D to H	201906003	Success	2,400
241	Palakkad	Malampuzha GP	08870600465	Mayadevi	1/8/2019	1/9/2019	IGNWP	Bank	201906003	Success	2,400
242	Palakkad	Muthuthala GP	08130600914	Rasiya P	1/8/2019	1/9/2019	IGNWP	D to H	201906003	Success	2,400
243	Palakkad	Palakkad Mply	02080400085	Nisha.M.	1/8/2019	1/9/2019	IGNDP	Bank	201903003	Success	2,600
244	Palakkad	Palakkad Mply	02080604204	Savithry R.	1/8/2019	1/9/2019	IGNWP	Bank	201906003	Success	2,400

Sl. No.	District	Local Body	Pensioner ID	Pensioner Name	Date from	Date to	Pension Type	Account Mode	DBT Reference No.	Remarks	Amount (in ₹)
245	Palakkad	Pattencherry GP	08630400162	Fauna	1/8/2019	1/9/2019	IGNDP	Bank	201903003	Success	2,400
246	Palakkad	Peruvemba GP	08900600162	Omana	1/8/2019	1/9/2019	IGNW/P	Bank	201906003	Success	2,400
247	Palakkad	Pudusseri GP	08910400388	Leena.R	1/8/2019	1/9/2019	IGNDP	Bank	201903003	Success	2,400
248	Palakkad	Puthunagar GP	08690400103	Ajith K	1/8/2019	1/9/2019	IGNDP	Bank	201903003	Success	2,400
249	Palakkad	Puthunagar GP	08690400107	Fareeda	1/8/2019	1/9/2019	IGNDP	Bank	201903003	Success	2,400
250	Pathanamthitta	Aranmula GP	04230600845	Omanaraju	1/8/2019	1/9/2019	IGNW/P	Bank	201906003	Success	2,400
251	Pathanamthitta	Ayiroor GP	03840600118	Geetha Kumari	1/8/2019	1/9/2019	IGNW/P	Bank	201906003	Success	2,400
252	Pathanamthitta	Chenneerkara GP	03910600117	Deenammajose	1/8/2019	1/9/2019	IGNW/P	Bank	201906003	Success	2,400
253	Pathanamthitta	Erathu GP	04170600256	Ambili	1/8/2019	1/9/2019	IGNW/P	Bank	201906003	Success	2,400
254	Pathanamthitta	Ezhamkulam GP	04180400295	Shiny. R	1/8/2019	1/9/2019	IGNDP	Bank	201903003	Success	2,400
255	Pathanamthitta	Ezhumattor GP	03880600097	Ushakumari	1/8/2019	1/9/2019	IGNW/P	Bank	201906003	Success	2,400
256	Pathanamthitta	Kadampnadu GP	04190400231	Shalu.P.V	1/8/2019	1/9/2019	IGNDP	Bank	201903003	Success	2,400
257	Pathanamthitta	Kadapra GP	03790300007	Benu Varghese.P.	1/8/2019	1/9/2019	IGNDP	Bank	201903003	Success	2,400
258	Pathanamthitta	Naranganam GP	03960400130	Santhoshkumar.C.D	1/8/2019	1/9/2019	IGNDP	Bank	201903003	Success	2,400
259	Pathanamthitta	Niranam GP	03810600109	Pushpamma	1/8/2019	1/9/2019	IGNW/P	Bank	201906003	Success	2,400
260	Pathanamthitta	Pallickal GP	04220400109	Subaidammal	1/8/2019	1/9/2019	IGNDP	Bank	201903003	Success	2,400
261	Pathanamthitta	Pathanamthitta Mply	01800400022	Shibu George	1/8/2019	1/9/2019	IGNDP	Bank	201903003	Success	2,400
262	Pathanamthitta	Pathanamthitta Mply	01800601591	Litty C Paulose	1/8/2019	1/9/2019	IGNW/P	Bank	201906003	Success	2,400
263	Pathanamthitta	Ranni Perunad GP	04000600169	Girija.G.	1/8/2019	1/9/2019	IGNW/P	Bank	201906003	Success	2,400
264	Pathanamthitta	Seethathodu GP	04030400074	Jessyjohn	1/8/2019	1/9/2019	IGNDP	D to H	201903003	Success	2,400
265	Pathanamthitta	Vadasserikkara GP	04010400159	Sumesh M.S	1/8/2019	1/9/2019	IGNDP	Bank	201903003	Success	2,400
266	Thiruvananthapuram	Anjuthengu GP	02410400093	Anu S	1/8/2019	1/9/2019	IGNDP	Bank	201903003	Success	2,400
267	Thiruvananthapuram	Anjuthengu GP	02410600250	Sujinakumari S	1/8/2019	1/9/2019	IGNW/P	Bank	201906003	Success	2,400
268	Thiruvananthapuram	Aruvikkara GP	02640601228	Sulochana S	1/8/2019	1/9/2019	IGNW/P	Bank	201906003	Success	2,400
269	Thiruvananthapuram	Aryanad GP	02550601780	Anu V. S.	1/8/2019	1/9/2019	IGNW/P	Bank	201906003	Success	2,400
270	Thiruvananthapuram	Aryanad GP	02550600530	Sukumary P.	1/8/2019	1/9/2019	IGNW/P	D to H	201906003	Success	2,400

Report on Direct Benefit Transfer of Social Security Pension Schemes

Sl. No.	District	Local Body	Pensioner ID	Pensioner Name	Date from	Date to	Pension Type	Account Mode	DBT Reference No.	Remarks	Amount (in ₹)
271	Thiruvananthapuram	Aryancode GP	02860400006	Vineeth S . S	1/8/2019	1/9/2019	IGNDP	Bank	201903003	Success	2,400
272	Thiruvananthapuram	Athiyannoor GP	02910600027	Prassannakumariamma	1/8/2019	1/9/2019	IGNWP	D to H	201906003	Success	2,400
273	Thiruvananthapuram	Balarapuram GP	02760400012	R.Krishnankutty	1/8/2019	1/9/2019	IGNDP	Bank	201903003	Success	2,400
274	Thiruvananthapuram	Chirayinkeezhu GP	02430601597	Sumam.P	1/8/2019	1/9/2019	IGNWP	Bank	201906003	Success	2,400
275	Thiruvananthapuram	Chirayinkeezhu GP	02430601637	Priya.S	1/8/2019	1/9/2019	IGNWP	Bank	201906003	Success	2,400
276	Thiruvananthapuram	Kadinamkulam GP	02690601907	Valsamma	1/8/2019	1/9/2019	IGNWP	Bank	201906003	Success	1,200
277	Thiruvananthapuram	Kallara GP	02470600314	Sakunthala	1/8/2019	1/9/2019	IGNWP	Bank	201906003	Success	2,400
278	Thiruvananthapuram	Kallikkadu GP	02870600514	Sreekala R.	1/8/2019	1/9/2019	IGNWP	D to H	201906003	Success	2,400
279	Thiruvananthapuram	Kalliyoor GP	02820400253	Anil Kumar S	1/8/2019	1/9/2019	IGNDP	Bank	201903003	Success	2,400
280	Thiruvananthapuram	Karakulam GP	02660400254	Mohanakumar K	1/8/2019	1/9/2019	IGNDP	Bank	201903003	Success	2,400
281	Thiruvananthapuram	Karakulam GP	02660400402	Thankamony	1/8/2019	1/9/2019	IGNDP	Bank	201903003	Success	2,400
282	Thiruvananthapuram	Karakulam GP	02660602190	Valsala	1/8/2019	1/9/2019	IGNWP	Bank	201906003	Success	2,400
283	Thiruvananthapuram	Karakulam GP	02660400171	Pushpamma R	1/8/2019	1/9/2019	IGNDP	D to H	201903003	Success	2,400
284	Thiruvananthapuram	Karakulam GP	02660400201	Aswathy M S	1/8/2019	1/9/2019	IGNDP	D to H	201903003	Success	2,600
285	Thiruvananthapuram	Karakulam GP	02660602183	Saralakumari S	1/8/2019	1/9/2019	IGNWP	D to H	201906003	Success	2,400
286	Thiruvananthapuram	Karode GP	02980400621	Rajam	1/8/2019	1/9/2019	IGNDP	Bank	201903003	Success	2,400
287	Thiruvananthapuram	Kizhuvilam GP	02440601046	Shylajabeevi.M	1/8/2019	1/9/2019	IGNWP	Bank	201906003	Success	2,400



Sl. No.	District	Local Body	Pensioner ID	Pensioner Name	Date from	Date to	Pension Type	Account Mode	DBT Reference No.	Remarks	Amount (in ₹)
288	Thiruvananthapuram	Kottukal GP	02940400270	Greeshma. K.S	1/8/2019	1/9/2019	IGNDP	Bank	201903003	Success	2,400
289	Thiruvananthapuram	Kottukal GP	02940601078	Sobhanakumari.L	1/8/2019	1/9/2019	IGNWP	Bank	201906003	Success	2,400
290	Thiruvananthapuram	Malayinkeezh GP	02790300017	Shimitha.N.R	1/8/2019	1/9/2019	IGNDP	Bank	201903003	Success	2,400
291	Thiruvananthapuram	Malayinkeezh GP	02790300132	Rejith Revi	1/8/2019	1/9/2019	IGNDP	Bank	201903003	Success	2,400
292	Thiruvananthapuram	Manamboor GP	02280400079	Princy N.	1/8/2019	1/9/2019	IGNDP	Bank	201903003	Success	2,400
293	Thiruvananthapuram	Mangalapuram GP	02710600217	Nirmala A.	1/8/2019	1/9/2019	IGNWP	Bank	201906003	Success	2,400
294	Thiruvananthapuram	Mangalapuram GP	02710601862	Sajna N	1/8/2019	1/9/2019	IGNWP	Bank	201906003	Success	2,400
295	Thiruvananthapuram	Manickal GP	02540602074	Saraswathy T	1/8/2019	1/9/2019	IGNWP	Bank	201906003	Success	2,400
296	Thiruvananthapuram	Maranalloor GP	02780600331	G.S.Rekha	1/8/2019	1/9/2019	IGNWP	Bank	201906003	Success	2,400
297	Thiruvananthapuram	Nedumangad Mply	01740600706	Reji G.	1/8/2019	1/9/2019	IGNWP	D to H	201906003	Success	2,400
298	Thiruvananthapuram	Neyyattinkara Mply	01750600826	Sujatha Kumari P	1/8/2019	1/9/2019	IGNWP	Bank	201906003	Success	2,400
299	Thiruvananthapuram	Neyyattinkara Mply	01750601421	Vanaja	1/8/2019	1/9/2019	IGNWP	Bank	201906003	Success	2,400
300	Thiruvananthapuram	Neyyattinkara Mply	01750601294	Lekha T.	1/8/2019	1/9/2019	IGNWP	D to H	201906003	Success	2,400
301	Thiruvananthapuram	Neyyattinkara Mply	01750602002	Sushama.D	1/8/2019	1/9/2019	IGNWP	D to H	201906003	Success	2,400
302	Thiruvananthapuram	Pallichal GP	02770400613	S.Nirmala	1/8/2019	1/9/2019	IGNDP	D to H	201903003	Success	2,400
303	Thiruvananthapuram	Panavoor GP	02650400200	Ishakk A. S.	1/8/2019	1/9/2019	IGNDP	Bank	201903003	Success	2,400
304	Thiruvananthapuram	Parassala GP	03000602130	Jayasree.I	1/8/2019	1/9/2019	IGNWP	Bank	201906003	Success	2,400

Report on Direct Benefit Transfer of Social Security Pension Schemes

Sl. No.	District	Local Body	Pensioner ID	Pensioner Name	Date from	Date to	Pension Type	Account Mode	DBT Reference No.	Remarks	Amount (in ₹)
305	Thiruvananthapuram	Pazhayakunnummel GP	02330601517	Prasi J	1/8/2019	1/9/2019	IGNWP	Bank	201906003	Success	2,400
306	Thiruvananthapuram	Poovar GP	03020400302	Thaheer	1/8/2019	1/9/2019	IGNDP	Bank	201903003	Success	2,600
307	Thiruvananthapuram	Thirupuram GP	03010600244	Sheela S	1/8/2019	1/9/2019	IGNWP	Bank	201906003	Success	2,400
308	Thiruvananthapuram	Thiruvananthapuram Corp	01670402919	Sindhu M	1/8/2019	1/9/2019	IGNDP	Bank	201903003	Success	2,400
309	Thiruvananthapuram	Thiruvananthapuram Corp	01670405792	Ljijimol B	1/8/2019	1/9/2019	IGNDP	Bank	201903003	Success	2,400
310	Thiruvananthapuram	Thiruvananthapuram Corp	01670406187	Faizal A. L.	1/8/2019	1/9/2019	IGNDP	Bank	201903003	Success	2,400
311	Thiruvananthapuram	Thiruvananthapuram Corp	01670406464	Bindhu S.	1/8/2019	1/9/2019	IGNDP	Bank	201903003	Success	2,400
312	Thiruvananthapuram	Thiruvananthapuram Corp	01670406716	Aneesha N.	1/8/2019	1/9/2019	IGNDP	Bank	201903003	Success	2,400
313	Thiruvananthapuram	Thiruvananthapuram Corp	02700400024	Nizamudeen	1/8/2019	1/9/2019	IGNDP	Bank	201903003	Success	2,400
314	Thiruvananthapuram	Thiruvananthapuram Corp	01670601394	Gomathy Amma.S.	1/8/2019	1/9/2019	IGNWP	Bank	201906003	Success	2,400
315	Thiruvananthapuram	Thiruvananthapuram Corp	01670605014	Sobhana Kumari K	1/8/2019	1/9/2019	IGNWP	Bank	201906003	Success	2,400
316	Thiruvananthapuram	Thiruvananthapuram Corp	01670605929	Kumari Bhagavathy.K.V.	1/8/2019	1/9/2019	IGNWP	Bank	201906003	Success	2,400
317	Thiruvananthapuram	Thiruvananthapuram Corp	01670610302	Jayakumari A	1/8/2019	1/9/2019	IGNWP	Bank	201906003	Success	2,400
318	Thiruvananthapuram	Thiruvananthapuram Corp	01670610829	Girija A	1/8/2019	1/9/2019	IGNWP	Bank	201906003	Success	2,400
319	Thiruvananthapuram	Thiruvananthapuram Corp	01670613288	Usha Kumari	1/8/2019	1/9/2019	IGNWP	Bank	201906003	Success	2,400
320	Thiruvananthapuram	Thiruvananthapuram Corp	01670615435	Chithra Devi N	1/8/2019	1/9/2019	IGNWP	Bank	201906003	Success	2,400

Sl. No.	District	Local Body	Pensioner ID	Pensioner Name	Date from	Date to	Pension Type	Account Mode	DBT Reference No.	Remarks	Amount (in ₹)
321	Thiruvananthapuram	Thiruvananthapuram Corp	01670616191	Usha Kumari B	1/8/2019	1/9/2019	IGNWP	Bank	201906003	Success	2,400
322	Thiruvananthapuram	Thiruvananthapuram Corp	01670618037	Rajeswari M	1/8/2019	1/9/2019	IGNWP	Bank	201906003	Success	2,400
323	Thiruvananthapuram	Thiruvananthapuram Corp	01670619210	Gracy Bai	1/8/2019	1/9/2019	IGNWP	Bank	201906003	Success	2,400
324	Thiruvananthapuram	Thiruvananthapuram Corp	01670620604	Rajila Beevi S	1/8/2019	1/9/2019	IGNWP	Bank	201906003	Success	2,400
325	Thiruvananthapuram	Thiruvananthapuram Corp	01670623592	Bellamary	1/8/2019	1/9/2019	IGNWP	Bank	201906003	Success	2,400
326	Thiruvananthapuram	Thiruvananthapuram Corp	02730600896	J Valsalakumari	1/8/2019	1/9/2019	IGNWP	Bank	201906003	Success	2,400
327	Thiruvananthapuram	Thiruvananthapuram Corp	02740600094	Lali B	1/8/2019	1/9/2019	IGNWP	Bank	201906003	Success	2,400
328	Thiruvananthapuram	Thiruvananthapuram Corp	02950600695	Sumathy	1/8/2019	1/9/2019	IGNWP	Bank	201906003	Success	2,400
329	Thiruvananthapuram	Thollicode GP	02610600509	P .Sheelakumari	1/8/2019	1/9/2019	IGNWP	Bank	201906003	Success	2,400
330	Thiruvananthapuram	Thollicode GP	02610600643	Laila V	1/8/2019	1/9/2019	IGNWP	Bank	201906003	Success	2,400
331	Thiruvananthapuram	Uzhamalakkal GP	02590600266	Vasantha Kumary K.	1/8/2019	1/9/2019	IGNWP	Bank	201906003	Success	2,400
332	Thiruvananthapuram	Uzhamalakkal GP	02590600751	Omana	1/8/2019	1/9/2019	IGNWP	Bank	201906003	Success	2,400
333	Thiruvananthapuram	Vakkom GP	02420600852	Noorjahan	1/8/2019	1/9/2019	IGNWP	Bank	201906003	Success	1,200
334	Thiruvananthapuram	Vamanapuram GP	02500600648	Prasanna S.	1/8/2019	1/9/2019	IGNWP	Bank	201906003	Success	2,400
335	Thiruvananthapuram	Venganoor GP	02960601310	Chandramathi V	1/8/2019	1/9/2019	IGNWP	Bank	201906003	Success	2,400
336	Thiruvananthapuram	Vilappil GP	02800400073	P.Nirmala	1/8/2019	1/9/2019	IGNDP	Bank	201903003	Success	2,400

Report on Direct Benefit Transfer of Social Security Pension Schemes

Sl. No.	District	Local Body	Pensioner ID	Pensioner Name	Date from	Date to	Pension Type	Account Mode	DBT Reference No.	Remarks	Amount (in ₹)
337	Thiruvananthapuram	Vilappil GP	02800601528	Sobhanakumari.B	1/8/2019	1/9/2019	IGNWP	Bank	201906003	Success	2,400
338	Thiruvananthapuram	Vilavoorkkal GP	02810400175	Sudha.P.	1/8/2019	1/9/2019	IGNDP	D to H	201903003	Success	2,400
339	Thrissur	Alagappa Nagar GP	07680400304	Shijo Km	1/8/2019	1/9/2019	IGNDP	Bank	201903003	Success	2,400
340	Thrissur	Alur GP	07930400111	Sandya C V	1/8/2019	1/9/2019	IGNDP	Bank	201903003	Success	2,400
341	Thrissur	Annamanada GP	07940601351	Haseena Aboobacker	1/8/2019	1/9/2019	IGNWP	Bank	201906003	Success	2,400
342	Thrissur	Chelakkara GP	07340400124	Sunithakku Veandi Chathan	1/8/2019	1/9/2019	IGNDP	Bank	201903003	Success	2,400
343	Thrissur	Chelakkara GP	07340601872	Sheeba	1/8/2019	1/9/2019	IGNWP	Bank	201906003	Success	2,400
344	Thrissur	Chelakkara GP	07340601936	Chandrika.P.N	1/8/2019	1/9/2019	IGNWP	Bank	201906003	Success	2,400
345	Thrissur	Chelakkara GP	07340601947	Ajitha.K.S	1/8/2019	1/9/2019	IGNWP	Bank	201906003	Success	2,400
346	Thrissur	Cherpu GP	07650400085	Vinesh K V	1/8/2019	1/9/2019	IGNDP	Bank	201903003	Success	2,600
347	Thrissur	Cherpu GP	07650400213	Indu O.V	1/8/2019	1/9/2019	IGNDP	Bank	201903003	Success	2,400
348	Thrissur	Cherpu GP	07650600496	Suprabha	1/8/2019	1/9/2019	IGNWP	Bank	201906003	Success	2,400
349	Thrissur	Elavally GP	07510601062	Ajitha Subramanniyam	1/8/2019	1/9/2019	IGNWP	Bank	201906003	Success	2,400
350	Thrissur	Eriyad GP	07910400442	Maneesha Tv	1/8/2019	1/9/2019	IGNDP	D to H	201903003	Success	2,400
351	Thrissur	Guruvayoor Mply	01990600240	Anithachandran	1/8/2019	1/9/2019	IGNWP	Bank	201906003	Success	2,400
352	Thrissur	Irinjalakuda Mply	02030600454	Kanchana	1/8/2019	1/9/2019	IGNWP	D to H	201906003	Success	2,400
353	Thrissur	Irinjalakuda Mply	02030601732	Sheeja T.R	1/8/2019	1/9/2019	IGNWP	D to H	201906003	Success	2,400
354	Thrissur	Kandanassery GP	07220600932	Sindu.N.G	1/8/2019	1/9/2019	IGNWP	D to H	201906003	Success	2,400
355	Thrissur	Kattakampal GP	07230400282	Rincyandroos	1/8/2019	1/9/2019	IGNDP	Bank	201903003	Success	2,400
356	Thrissur	Kattakampal GP	07230601166	Jessy Zacharia	1/8/2019	1/9/2019	IGNWP	Bank	201906003	Success	2,400
357	Thrissur	Kodungalloor Mply	02010601510	Sindhu Narayanan	1/8/2019	1/9/2019	IGNWP	Bank	201906003	Success	2,400
358	Thrissur	Koratty GP	08000600499	Lisa Shaju	1/8/2019	1/9/2019	IGNWP	Bank	201906003	Success	2,400
359	Thrissur	Koratty GP	08000600809	Sheela Vinod	1/8/2019	1/9/2019	IGNWP	D to H	201906003	Success	2,400
360	Thrissur	Kuzhur GP	07950400278	Sheela Shaju	1/8/2019	1/9/2019	IGNDP	Bank	201903003	Success	2,600
361	Thrissur	Madakkathara GP	07410601410	Lathika K V	1/8/2019	1/9/2019	IGNWP	Bank	201906003	Success	2,400

Sl. No.	District	Local Body	Pensioner ID	Pensioner Name	Date from	Date to	Pension Type	Account Mode	DBT Reference No.	Remarks	Amount (in ₹)
362	Thrissur	Manalur GP	07630400409	Shiji N U	1/8/2019	1/9/2019	IGNDP	Bank	201903003	Success	2,400
363	Thrissur	Mathilakam GP	07870600637	Seenath	1/8/2019	1/9/2019	IGNWVP	Bank	201906003	Success	2,400
364	Thrissur	Mattathur GP	07700400579	Rohini K R	1/8/2019	1/9/2019	IGNDP	Bank	201903003	Success	2,400
365	Thrissur	Mattathur GP	07700600697	Rajeswarymanoharan	1/8/2019	1/9/2019	IGNWVP	Bank	201906003	Success	2,400
366	Thrissur	Mattathur GP	07700601939	Renuka M C	1/8/2019	1/9/2019	IGNWVP	Bank	201906003	Success	2,400
367	Thrissur	Mattathur GP	07700400053	C.P.Shajan	1/8/2019	1/9/2019	IGNDP	D to H	201903003	Success	2,400
368	Thrissur	Melur GP	08010400245	Subramanian K P	1/8/2019	1/9/2019	IGNDP	Bank	201903003	Success	2,400
369	Thrissur	Mulakunnathukavu GP	07490600747	Rejany K B	1/8/2019	1/9/2019	IGNWVP	Bank	201906003	Success	2,400
370	Thrissur	Mullurkara GP	07290600261	Kausalia	1/8/2019	1/9/2019	IGNWVP	Bank	201906003	Success	2,400
371	Thrissur	Nadathara GP	07420400300	Hima P S	1/8/2019	1/9/2019	IGNDP	Bank	201903003	Success	2,400
372	Thrissur	Nadathara GP	07420601526	Lalitha Krishnan	1/8/2019	1/9/2019	IGNWVP	Bank	201906003	Success	2,400
373	Thrissur	Nenmanikkara GP	07710600753	Usha	1/8/2019	1/9/2019	IGNWVP	D to H	201906003	Success	2,400
374	Thrissur	Pananchery GP	07430601446	Jayaramakrishnan	1/8/2019	1/9/2019	IGNWVP	Bank	201906003	Success	2,400
375	Thrissur	Pananchery GP	07430601528	Noorjahansaidhu	1/8/2019	1/9/2019	IGNWVP	Bank	201906003	Success	2,400
376	Thrissur	Paralam GP	07660400175	Rajesh K.R.	1/8/2019	1/9/2019	IGNDP	Bank	201903003	Success	2,400
377	Thrissur	Pavaratty GP	07530400162	Saijo K S	1/8/2019	1/9/2019	IGNDP	Bank	201903003	Success	2,400
378	Thrissur	Pazhayannur GP	07380400494	Syammohan	1/8/2019	1/9/2019	IGNDP	Bank	201903003	Success	2,400
379	Thrissur	Porkulam GP	07240400029	Vahitha	1/8/2019	1/9/2019	IGNDP	Bank	201903003	Success	2,400
380	Thrissur	Pudukkad GP	07720400223	Sowmya Antony A	1/8/2019	1/9/2019	IGNDP	Bank	201903003	Success	2,400
381	Thrissur	Sree Narayanapuram GP	07890400238	Sunila	1/8/2019	1/9/2019	IGNDP	D to H	201903003	Success	2,400
382	Thrissur	Talikulam GP	07570601225	Sujatha	1/8/2019	1/9/2019	IGNWVP	Bank	201906003	Success	2,400
383	Thrissur	Thanniyam GP	07610601261	Sindhu C V	1/8/2019	1/9/2019	IGNWVP	Bank	201906003	Success	2,400
384	Thrissur	Thanniyam GP	07610202411	Philomina Antony	1/8/2019	1/9/2019	IGNOAP	D to H	201902003	Success	2,400
385	Thrissur	Thekkumkara GP	07300400489	Biraj K	1/8/2019	1/9/2019	IGNDP	Bank	201903003	Success	2,400
386	Thrissur	Thekkumkara GP	07300601524	Princy Sabu	1/8/2019	1/9/2019	IGNWVP	D to H	201906003	Success	2,400
387	Thrissur	Thirssur Corp	01700600970	Savithri K	1/8/2019	1/9/2019	IGNWVP	Bank	201906003	Success	2,400
388	Thrissur	Thirssur Corp	01700601753	Sathy	1/8/2019	1/9/2019	IGNWVP	Bank	201906003	Success	2,400
389	Thrissur	Thirssur Corp	01700606883	Latha	1/8/2019	1/9/2019	IGNWVP	Bank	201906003	Success	2,400

Report on Direct Benefit Transfer of Social Security Pension Schemes

Sl. No.	District	Local Body	Pensioner ID	Pensioner Name	Date from	Date to	Pension Type	Account Mode	DBT Reference No.	Remarks	Amount (in ₹)
390	Thrissur	Thirssur Corp	01700610028	Preetha Sasi	1/8/2019	1/9/2019	IGNWP	D to H	201906003	Success	2,400
391	Thrissur	Trikkur GP	07730600715	Dhanya Antu	1/8/2019	1/9/2019	IGNWP	D to H	201906003	Success	2,400
392	Thrissur	Vallathol Nagar GP	07350600804	Udaya	1/8/2019	1/9/2019	IGNWP	D to H	201906003	Success	2,400
393	Thrissur	Vatanappilly GP	07560400194	Shakhil.R.S	1/8/2019	1/9/2019	IGNDP	Bank	201903003	Success	2,400
394	Thrissur	Venkitangu GP	07540601140	Dancy	1/8/2019	1/9/2019	IGNWP	Bank	201906003	Success	2,400
395	Thrissur	Wadakanchery Mply	07280600728	Philomina P. G.	1/8/2019	1/9/2019	IGNWP	D to H	201906003	Success	2,400
396	Wayanad	Mananthavady Mply	10710601514	Thresiakutty R M	1/8/2019	1/9/2019	IGNWP	Bank	201906003	Success	2,400
397	Wayanad	Meenangadi GP	10780601301	Valli Chandran	1/8/2019	1/9/2019	IGNWP	Bank	201906003	Success	2,400
398	Wayanad	Meenangadi GP	10780601561	Geetha	1/8/2019	1/9/2019	IGNWP	Bank	201906003	Success	2,400
399	Wayanad	Padinharethara GP	10920600903	Sheeja.A.M	1/8/2019	1/9/2019	IGNWP	Bank	201906003	Success	2,400
400	Wayanad	Panamaram GP	10770400398	Arifa.V	1/8/2019	1/9/2019	IGNDP	D to H	201903003	Success	2,400
401	Wayanad	Sulthan Bathery Mply	10820601257	Shyni	1/8/2019	1/9/2019	IGNWP	Bank	201906003	Success	2,400
402	Wayanad	Thavinhal GP	10760202171	Thomas Sebastian	1/8/2019	1/9/2019	IGNOAP	Bank	201902003	Success	1,200
403	Wayanad	Thirunelly GP	10730400088	Vipin Krishnan	1/8/2019	1/9/2019	IGNDP	Bank	201903003	Success	2,400
<b>Total</b>											<b>9,62,100</b>

## Appendix – XI

(Ref : Paragraph 2.6.2 – Page No. 20)

**Details of Pension disbursed in respect of SSP ID -109500400174**

SSP ID	DBT Reference No	Pension disbursed months	Amount disbursed ₹
109500400174	201903005	October, November 2019	1,200
	202003001	December 2019, January, February, March, April 2020	6,100
	202003004	July, August 2020	2,600
	202003005	September 2020	1,400

## Appendix – XII

(Ref: Paragraph 2.7.2 – Page No. 23)

## Details of source of funds for the period 2017-18 to 2020-21

(₹ in crore)

Source of fund	2017-18	2018-19	2019-20	2020-21
Amount received from Government of Kerala <sup>2</sup>	5,000.26	5,579.28	2,100.00	11,924.14
Amount received from Government of India <sup>3</sup>	217.51	222.00	225.66	173.98
Amount received from Director of Panchayats to KSSPL	0	0	150.00	0
Fund raised by KSSPL for disbursement of SSPs <sup>4</sup>	0	6,818.82	6,843.65	8,604.19
<b>Total</b>	<b>5,217.77</b>	<b>12,620.10</b>	<b>9,319.31</b>	<b>20,702.31</b>
<b>Total (excluding amount received from GoI)</b>	<b>5,000.26</b>	<b>12,398.10</b>	<b>9,093.65</b>	<b>20,528.33</b>
Amount transfer credited to the Director of Panchayats for disbursement of SSPs (as stated by KSSPL)	0	4,654.96	5,044.52	10,226.56
<b>Excess loan availed by KSSPL</b>	<b>0</b>	<b>6,818.82</b>	<b>4,049.13</b>	<b>8,604.19</b>

<sup>2</sup> For the year 2017-18 the Government of Kerala released their funds directly to the DBT Cell, Directorate of Panchayats and for the remaining years the funds were released to KSSPL.

<sup>3</sup> Government of India funds were released to DBT Cell, Directorate of Panchayats.

<sup>4</sup> The fund raised by KSSPL is used for disbursing SSPs, Welfare Pension, repayment of the monthly interest and principal of loan raised by KSSPL.



## Appendix – XIII

(Ref : Paragraph 2.9 – Page No. 27)

### Denial of pension to eligible beneficiaries due to erroneous bill processing

Beneficiaries of ‘Widow Pension’ and ‘Pension for Unmarried Women above 50 years’ are required to submit ‘Non-Remarriage Certificate’ every year. Finance Department, Govt. of Kerala, vide letter No.189907/SFCB.2/2020-Fin dated 26.07.2021 intimated Director of Panchayats, Urban Affairs Director and Executive Director, IKM that the date for submitting and uploading the certificate has been extended and those who completed 60 years on 31.12.2020 need not submit the certificate. It is also directed that July & August 2021 pension should also be authorised to those who could not submit ‘Non-remarriage Certificate’. i.e. no one should be excluded due to non-submission of the said certificate.

On examining the Stored Procedure ‘Billgeneration\_3.sql’ furnished to Audit it is found that the following statements mark beneficiaries as ‘Non-remarriage certificate not submitted’ except those satisfying some given conditions.

```
BEGIN TRY
set dateformat dmy
update TR_PensionerBillDBTFinal_TEMP_DBT set tnyAccountVerified=5,chvBillRemark=N'പുനർവിവാഹിത അല്ല സർട്ടിഫിക്കറ്റ്
സമർപ്പിച്ചിട്ടില്ല .'
where numPensionerID not in(
select numPensionerID FRom TR_Pension where tnyPensionTypeID in(5,6) and dtRemarriage is not null
union all
select numPensionerID FRom TR_Pension where tnyPensionTypeID in(5,6)and dtDistributionStart>'31/12/2019' and dtRemarriage is null
union all
select numPensionerID FRom TR_Pension where tnyPensionTypeID in(5,6)and (datediff(mm,TR_Pension.dtDOB,getdate())/12) >=60 and
dtRemarriage is null
union all
select numUniqueReferenceNo FRom TR_July_2015
)
and tnyPensionTypeID in(5,6) and chvBillRemark is null
END TRY
```

*(In the above sql statements Pension type 5 and 6 are Widow Pension and Unmarried women pension respectively. ‘dtRemarriage’ is date of submission of Non-remarriage certificate. ‘dtDOB’ is date of birth of beneficiary, ‘getdate()’ function gives the current date, TR\_July\_2015 is a table containing pensioner-IDs of 701642 beneficiaries)*

The above sql statment select Widow Pension and Unmarried Women pension beneficiaries satisfying the following conditions

1. Those who have submitted ‘Non-Remarriage Certificate’  
[ select numPensionerID FRom TR\_Pension where tnyPensionTypeID in(5,6) and dtRemarriage is not null ]
2. Those beneficiaries whose pension distribution started after 31/12/2019 and ‘Non-Remarriage Certificate’ not submitted.  
[ select numPensionerID FRom TR\_Pension where tnyPensionTypeID in(5,6)and dtDistributionStart>'2019-12-31' and dtRemarriage is null ]
3. Those beneficiaries who are 60 years or more on the date of processing, 26.07.2021 in this case.  
[ select numPensionerID FRom TR\_Pension where tnyPensionTypeID in(5,6) and (datediff(mm,TR\_Pension.dtDOB,getdate())/12) >=60 and dtRemarriage is null ]

4. Those beneficiaries whose beneficiary IDs are enlisted in the table TR\_July\_2015  
[ select numUniqueReferenceNo FRom TR\_July\_2015 ]

On verifying the data made available to audit and the above section of stored procedure, Audit observed the following

1. Eligible beneficiaries excluded from payment list

From TR\_Pension table audit collected the following data

Total number of Widow Pension and Unmarried women Pension beneficiareis, who have not been suspended and eligible for payment of pension. <b>select</b> count(*) <b>from</b> TR_Pension tp <b>where</b> (tnyPermanentSusp=0 <b>or</b> tnyPermanentSusp <b>isnull</b> ) <b>AND</b> tnyPensionTypeID <b>in</b> (5,6)	1474588
From the above, number of beneficiaries exempted from marking as 'Non-remarriage certificate not submitted' as per the statements in the SP, on 26.06.2021 (the date of execution of the SP) <b>select</b> count(*) <b>from</b> TR_Pension tp <b>where</b> (tnyPermanentSusp=0 <b>or</b> tnyPermanentSusp <b>isnull</b> ) <b>AND</b> tnyPensionTypeID <b>in</b> (5,6) <b>AND</b> numpensionerID <b>in</b> ( <b>select</b> numPensionerID <b>FRom</b> TR_Pension <b>where</b> tnyPensionTypeID <b>in</b> (5,6) <b>and</b> dtRemarriage <b>isnotnull</b> <b>unionall</b> <b>select</b> numPensionerID <b>FRom</b> TR_Pension <b>where</b> tnyPensionTypeID <b>in</b> (5,6) <b>and</b> dtDistributionStart>'2019-12-31' <b>and</b> dtRemarriage <b>isnull</b> <b>unionall</b> <b>select</b> numPensionerID <b>FRom</b> TR_Pension <b>where</b> tnyPensionTypeID <b>in</b> (5,6) <b>and</b> ( <b>datediff</b> (mm,TR_Pension.dtDOB,'2021-07-26')/12) >=60 <b>and</b> dtRemarriage <b>isnull</b> <b>unionall</b> <b>select</b> numUniqueReferenceNo <b>FRom</b> TR_July_2015)	1447638
Number of beneficiaries denied pension for the months of July, August 2021, deviating from the Government direction <b>select</b> count(*) <b>from</b> TR_Pension tp <b>where</b> (tnyPermanentSusp=0 <b>or</b> tnyPermanentSusp <b>isnull</b> ) <b>AND</b> tnyPensionTypeID <b>in</b> (5,6) <b>AND</b> numpensionerID <b>notin</b> ( <b>select</b> numPensionerID <b>FRom</b> TR_Pension <b>where</b> tnyPensionTypeID <b>in</b> (5,6) <b>and</b> dtRemarriage <b>isnotnull</b> <b>unionall</b> <b>select</b> numPensionerID <b>FRom</b> TR_Pension <b>where</b> tnyPensionTypeID <b>in</b> (5,6) <b>and</b> dtDistributionStart>'2019-12-31' <b>and</b> dtRemarriage <b>isnull</b> <b>unionall</b> <b>select</b> numPensionerID <b>FRom</b> TR_Pension <b>where</b> tnyPensionTypeID <b>in</b> (5,6) <b>and</b> ( <b>datediff</b> (mm,TR_Pension.dtDOB,'2021-07-26')/12) >=60 <b>and</b> dtRemarriage <b>isnull</b> <b>unionall</b> <b>select</b> numUniqueReferenceNo <b>FRom</b> TR_July_2015)	26950

26950 eligible beneficiaries, as per the directions of Government in respect of payment of July, August 2021, were denied pension due to non application of proper conditions. It is a deviation from Government directions.

Total monthly pension required for 26950 beneficiaries (@Rs.1600 per month)	₹.4,31,20,000.
Total amount required for July and August payment	₹.8,62,40,000

## Appendix – XIV

(Ref : Paragraph 2.11.1 – Page No. 28)

**Sanction and disbursement of Widow Pension to legally divorced women and women who were deserted by their husbands in selected districts**

District	No. of cases		Amount (₹ in lakh)		Total Amount (₹ in lakh)
	Legally divorced	Deserted	Legally divorced	Deserted	
Idukki	17	55	4.29	12.54	16.83
Malappuram	83	90	28.24	29.84	58.08
Pathanamthitta	9	31	2.53	8.65	11.18
Thiruvananthapuram	32	160	9.63	51.93	61.56
Thrissur	24	84	7.18	25.33	32.51
<b>Total</b>	<b>165</b>	<b>420</b>	<b>51.87</b>	<b>128.29</b>	<b>180.16</b>

*(Information furnished by LSGIs)*

**Appendix – XV**

**(Ref : Paragraph 2.11.2 – Page No. 29)**

**Details regarding irregular disbursement of SSPs in different Pensioner IDs**

<b>Particulars</b>	<b>No. of Beneficiaries</b>	<b>No. of Pension ID</b>	<b>Ineligible amount payment (₹ in lakh)</b>
Still receiving more than one pension	611	1,264	288.60
In the case of deceased recorded in one Pension ID	194	403	86.23
In the case of deceased beneficiary	14	28	4.80
Payment of more than one pension to ineligible person	4	8	3.25
<b>Total</b>	<b>823</b>	<b>1,703</b>	<b>382.88</b>

*(Information furnished by DBT Cell)*

## Appendix – XVI

(Ref : Paragraph 2.11.3 – Page No. 29)

Details of irregular disbursement of SSPs in the name of deceased beneficiaries

(₹ in lakh)

District	No. of death cases registered	Payment made to Bank account		Payment made through Direct to home		Total cases of payment made	
		No. of cases	Amount	No. of cases	Amount	No. of cases	Amount
Idukki	429	191	38.76	15	0.45	206	39.21
Malappuram	613	106	16.12	37	1.64	143	17.76
Pathanamthitta	454	284	59.99	20	2.00	304	61.99
Thiruvananthapuram	1,187	470	70.92	52	4.07	522	74.99
Thrissur	1,356	478	67.01	45	1.92	523	68.93
<b>Total</b>	<b>4,039</b>	<b>1,529</b>	<b>252.80</b>	<b>169</b>	<b>10.08</b>	<b>1,698</b>	<b>262.88</b>

*(Information furnished by LSGIs)*

**Appendix – XVII**

**(Ref : Paragraph 2.11.3 – Page No. 29)**

**Collection particulars in respect of beneficiaries**

Sl No.	Pension type	Pensioner ID	Pensioner Name	Reg No. as per death register	Date of death	Period of Pension paid after death	Amount paid after death in ₹	Remarks
1	IGNOAP	101720202974	Hakkim N	85/2017	28/01/2017	Jan-17 to Jul-19	57,000	Refunded on 09.07.2021
2	IGNOAP	101720202873	Khadeeja Beevi	275/2018	18/06/2018	Jun-18 to Jul-19	21,000	Refunded on 12.07.2021
3	IGNOAP	101720202972	Devadas S	267/2018	07/08/2018	Aug-18 to Jul-19	18,000	Refunded on 16.07.2021
4	IGNOAP	101720203565	Pathumma Beevi S	290/2019	31/10/2018	Oct-18 to Jul-19	15,000	Not refunded so far
5	IGNOAP	101720203320	Sathyan Chettiyar V	46/2019	11/01/2019	Jan-19 to Apr-19	8,000	Refunded ₹ 5600 on 07.08.2021
6	IGNWP	101720602048	Thankammal	219/2019	28/05/2019	May-19 to Jul-19	3,600	Refunded on 05.08.2021
<b>Total</b>							<b>1,22,600</b>	<b>₹ 1,05,200 totally collected</b>

## Appendix – XVIII

(Ref : Paragraph 2.12 – Page No. 31)

## Unnecessary transfer of funds to PACS for disbursing SSPs in respect of cases reported as deceased

Sl. No.	District	Name of the Local Body	No. of Beneficiaries	No. of cases	Amount Transferred ₹	Interest ₹
1	Alappuzha	Ala	42	333	570,900	4,187
2	Alappuzha	Alappuzha	478	3,815	61,42,700	45,047
3	Alappuzha	Ambalapuzha North	110	854	13,40,200	9,828
4	Alappuzha	Ambalapuzha South	72	609	10,80,300	7,922
5	Alappuzha	Arattupuzha	129	982	14,68,400	10,768
6	Alappuzha	Arookutty	49	360	6,06,100	4,445
7	Alappuzha	Aroor	132	902	15,24,800	11,182
8	Alappuzha	Aryad	28	191	2,54,500	1,866
9	Alappuzha	Bharanikavu	198	1,605	28,33,400	20,778
10	Alappuzha	Budhanur	50	243	4,05,400	2,973
11	Alappuzha	Champakulam	36	220	3,85,200	2,825
12	Alappuzha	Chengannoor	46	134	2,40,600	1,764
13	Alappuzha	Chennampallipuram	127	927	12,16,500	8,921
14	Alappuzha	Chennithala Thriperumthura	172	1,477	26,44,200	19,391
15	Alappuzha	Cheppad	68	457	7,16,800	5,257
16	Alappuzha	Cheriyana	80	596	10,77,500	7,902
17	Alappuzha	Cherthala	93	607	11,09,500	8,136
18	Alappuzha	Cherthala South	94	543	8,42,100	6,175
19	Alappuzha	Cheruthana	26	190	3,09,400	2,269
20	Alappuzha	Chettikulangara	159	824	13,83,000	10,142
21	Alappuzha	Chingoli	69	407	7,26,500	5,328
22	Alappuzha	Devikulangara	43	342	5,66,800	4,157
23	Alappuzha	Edathua	51	359	6,13,500	4,499
24	Alappuzha	Ezhupunna	65	584	10,36,600	7,602
25	Alappuzha	Haripad	72	544	8,86,300	6,500
26	Alappuzha	Kadakkappally	56	327	5,22,400	3,831
27	Alappuzha	Kainakary	98	674	11,63,500	8,532
28	Alappuzha	Kandalloor	77	628	10,24,600	7,514
29	Alappuzha	Kanjikuzhi	131	1052	15,20,000	11,147
30	Alappuzha	Karthikappally	72	609	10,35,700	7,595
31	Alappuzha	Karuvatta	71	566	9,54,300	6,998
32	Alappuzha	Kavalam	52	410	6,96,300	5,106

Sl. No.	District	Name of the Local Body	No. of Beneficiaries	No. of cases	Amount Transferred ₹	Interest ₹
33	Alappuzha	Kayamkulam	241	1,783	31,15,000	22,843
34	Alappuzha	Kodamthuruthu	87	666	11,20,700	8,219
35	Alappuzha	Krishnapuram	114	964	15,77,900	11,571
36	Alappuzha	Kumarapuram	122	1,004	16,93,600	12,420
37	Alappuzha	Kuthiathodu	87	484	7,66,900	5,624
38	Alappuzha	Mannanchery	95	640	9,92,600	7,279
39	Alappuzha	Mannar	84	544	9,94,600	7,294
40	Alappuzha	Mararikulam North	75	485	7,82,700	5,740
41	Alappuzha	Mararikulam South	141	1,074	13,74,800	10,082
42	Alappuzha	Mavelikara Thamarakulam	135	1,039	17,62,600	12,926
43	Alappuzha	Mavelikkara	117	868	15,10,800	11,079
44	Alappuzha	Mavelikkara Thekkekara	88	607	10,99,900	8,066
45	Alappuzha	Muhamma	104	814	10,98,700	8,057
46	Alappuzha	Mulakuzha	153	1,259	23,25,300	17,052
47	Alappuzha	Muthukulam	84	634	10,43,100	7,649
48	Alappuzha	Muttar	39	293	5,30,800	3,893
49	Alappuzha	Nedumudi	58	459	7,83,100	5,743
50	Alappuzha	Neelamperoor	65	524	9,22,700	6,767
51	Alappuzha	Nooranad	164	1,075	18,77,100	13,765
52	Alappuzha	Palamel	152	1,110	18,39,300	13,488
53	Alappuzha	Pallippad	99	365	5,89,300	4,322
54	Alappuzha	Panavally	107	897	14,78,400	10,842
55	Alappuzha	Pandanad	53	322	5,83,400	4,278
56	Alappuzha	Pathiyoor	100	724	12,68,800	9,305
57	Alappuzha	Pattanakkad	153	1,129	16,49,900	12,099
58	Alappuzha	Perumbalam	35	274	4,09,700	3,004
59	Alappuzha	Pulinkunnu	80	618	10,34,400	7,586
60	Alappuzha	Puliyoor	34	74	1,13,600	833
61	Alappuzha	Punnapra North	62	507	8,64,100	6,337
62	Alappuzha	Punnapra South	103	775	11,41,100	8,368
63	Alappuzha	Purakkad	148	1,323	22,14,000	16,236
64	Alappuzha	Ramankari	58	343	6,70,000	4,913
65	Alappuzha	Thaicattusery	66	404	6,18,100	4,533
66	Alappuzha	Thakazhi	131	1,069	17,77,500	13,035
67	Alappuzha	Thalavadi	116	941	16,63,100	12,196
68	Alappuzha	Thanneermukkam	96	629	11,24,400	8,246



Sl. No.	District	Name of the Local Body	No.of Beneficiaries	No. of cases	Amount Transferred ₹	Interest ₹
69	Alappuzha	Thazhakara	130	587	10,96,200	8,039
70	Alappuzha	Thiruvandur	36	299	5,49,800	4,032
71	Alappuzha	Thrikkunnapuzha	123	888	13,53,900	9,929
72	Alappuzha	Thuravoor	173	919	14,88,000	10,912
73	Alappuzha	Vallikunnam	135	1,095	19,32,100	14,169
74	Alappuzha	Vayalar	95	791	12,14,200	8,904
75	Alappuzha	Veeyapuram	59	471	8,05,400	5,906
76	Alappuzha	Veliyanad	77	616	10,99,200	8,061
77	Alappuzha	Venmony	50	124	1,99,600	1,464
78	Ernakulam	Aikaranad	58	474	8,53,200	6,257
79	Ernakulam	Alangad	182	1,566	27,73,700	20,341
80	Ernakulam	Aluva	28	245	4,24,600	3,114
81	Ernakulam	Amballur	62	286	5,03,500	3,692
82	Ernakulam	Angamali	157	577	10,32,700	7,573
83	Ernakulam	Arakuzha	19	62	97,400	714
84	Ernakulam	Asamannoor	29	210	3,69,500	2,710
85	Ernakulam	Avoly	33	281	5,03,400	3,692
86	Ernakulam	Ayavana	5	39	81,800	600
87	Ernakulam	Ayyampuzha	67	333	5,60,500	4,110
88	Ernakulam	Chellanam	146	1,026	16,78,200	12,307
89	Ernakulam	Chendamangalam	89	458	7,68,400	5,635
90	Ernakulam	Chengamanad	80	612	11,09,300	8,135
91	Ernakulam	Cheranallur	105	846	15,15,800	11,116
92	Ernakulam	Chittattukara	89	710	11,62,300	8,524
93	Ernakulam	Choornikkara	64	144	2,79,300	2,048
94	Ernakulam	Chottanikkara	36	266	4,81,900	3,534
95	Ernakulam	Cochin	710	5,557	97,81,800	71,733
96	Ernakulam	Edakkattuvayal	26	176	3,12,400	2,291
97	Ernakulam	Edathala	32	248	4,28,800	3,145
98	Ernakulam	Edavanakkad	57	544	9,03,100	6,623
99	Ernakulam	Elamkunnapuzha	87	561	9,90,700	7,265
100	Ernakulam	Elanji	7	50	94,600	694
101	Ernakulam	Eloor	82	663	12,04,400	8,832
102	Ernakulam	Ezhikkara	53	342	5,83,800	4,281
103	Ernakulam	Kadamakudy	7	43	64,400	472
104	Ernakulam	Kadungallur	21	132	2,26,400	1,660
105	Ernakulam	Kalady	192	1,254	23,47,400	17,214
106	Ernakulam	Kalamassery	155	1,224	22,20,200	16,282

Sl. No.	District	Name of the Local Body	No.of Beneficiaries	No. of cases	Amount Transferred ₹	Interest ₹
107	Ernakulam	Kalloorkkad	14	115	2,10,700	1,545
108	Ernakulam	Kanjoor	59	407	6,72,400	4,931
109	Ernakulam	Karukutty	51	444	8,12,600	5,959
110	Ernakulam	Karumalloor	124	506	9,43,500	6,919
111	Ernakulam	Kavalangad	34	161	2,78,400	2,042
112	Ernakulam	Keerampara	39	266	4,55,300	3,339
113	Ernakulam	Keezhmad	57	378	6,60,900	4,847
114	Ernakulam	Kizhakkambalam	69	280	4,63,400	3,398
115	Ernakulam	Koothattukulam	55	289	5,87,900	4,311
116	Ernakulam	Koovappady	93	732	12,85,200	9,425
117	Ernakulam	Kothamangalam	162	1,246	21,72,100	15,929
118	Ernakulam	Kottappady	23	140	2,19,400	1,609
119	Ernakulam	Kottuvally	163	1,130	18,90,400	13,863
120	Ernakulam	Kumbalam	109	877	15,47,200	11,346
121	Ernakulam	Kumbalangy	55	395	6,63,300	4,864
122	Ernakulam	Kunnathunad	62	190	3,43,500	2,519
123	Ernakulam	Kunnukara	30	187	2,88,800	2,118
124	Ernakulam	Kuttampuzha	80	530	9,42,300	6,910
125	Ernakulam	Kuzhuppilly	20	150	2,63,500	1,932
126	Ernakulam	Malayattoor Neeleswaram	53	413	6,68,600	4,903
127	Ernakulam	Maneed	43	325	6,01,800	4,413
128	Ernakulam	Manjalloor	2	4	19,000	139
129	Ernakulam	Manjapra	31	109	1,77,500	1,302
130	Ernakulam	Maradu	55	310	5,61,800	4,120
131	Ernakulam	Marady	35	225	3,90,300	2,862
132	Ernakulam	Mazhuvannoor	30	233	3,90,800	2,866
133	Ernakulam	Mookkannur	65	520	9,54,800	7,002
134	Ernakulam	Mudakuzha	37	262	4,32,400	3,171
135	Ernakulam	Mulavukad	9	44	77,200	566
136	Ernakulam	Mulumthuruthy	46	371	6,63,100	4,863
137	Ernakulam	Muvattupuzha	92	681	12,05,500	8,840
138	Ernakulam	Nayarambalam	115	916	16,06,400	11,780
139	Ernakulam	Nedumbassery	85	699	12,56,700	9,216
140	Ernakulam	Nellikuzhi	135	1,135	20,51,700	15,046
141	Ernakulam	Njarakkal	46	306	5,37,600	3,942
142	Ernakulam	North Paravur	77	318	5,02,400	3,684
143	Ernakulam	Okkal	38	310	5,54,600	4,067

Sl. No.	District	Name of the Local Body	No.of Beneficiaries	No. of cases	Amount Transferred ₹	Interest ₹
144	Ernakulam	Paingottur	45	179	3,28,900	2,412
145	Ernakulam	Paipra	108	762	14,00,500	10,270
146	Ernakulam	Palakuzha	49	227	4,03,600	2,960
147	Ernakulam	Pallarimangalam	18	99	1,72,800	1,267
148	Ernakulam	Pallippuram	167	1,265	21,49,900	15,766
149	Ernakulam	Pampakuda	51	276	5,04,000	3,696
150	Ernakulam	Parakkadavu	56	306	5,88,500	4,316
151	Ernakulam	Perumbavoor	74	611	11,30,500	8,290
152	Ernakulam	Pindimana	29	241	3,93,700	2,887
153	Ernakulam	Piravom	81	450	8,39,300	6,155
154	Ernakulam	Poothrika	49	339	6,08,100	4,459
155	Ernakulam	Pothanikkad	18	65	1,22,500	898
156	Ernakulam	Puthenvelikara	25	141	2,48,100	1,819
157	Ernakulam	Ramamangalam	56	423	7,32,300	5,370
158	Ernakulam	Rayamangalam	86	678	12,16,700	8,923
159	Ernakulam	Sreemoolanagaram	55	434	7,36,500	5,401
160	Ernakulam	Thirumarady	65	421	7,27,700	5,336
161	Ernakulam	Thiruvaniyoor	64	566	10,47,500	7,682
162	Ernakulam	Thrikkakara	117	886	15,74,200	11,544
163	Ernakulam	Tripunithura	105	838	15,14,400	11,106
164	Ernakulam	Udayamperur	56	474	8,46,800	6,210
165	Ernakulam	Vadakkekara	120	886	12,98,300	9,521
166	Ernakulam	Vadavucode Puthen Cruz	56	225	3,66,200	2,686
167	Ernakulam	Valakom	53	426	7,76,400	5,694
168	Ernakulam	Varappetty	41	263	4,07,100	2,985
169	Ernakulam	Varapuzha	41	146	2,58,900	1,899
170	Ernakulam	Vazhakkulam	141	1,075	18,75,500	13,754
171	Ernakulam	Vengola	130	1,016	18,13,000	13,295
172	Ernakulam	Vengoor	58	433	7,78,000	5,705
173	Idukki	Adimaly	19	95	1,64,600	1,207
174	Idukki	Alakkode	18	108	1,95,200	1,431
175	Idukki	Arakulam	22	156	3,11,900	2,287
176	Idukki	Ayyappancoil	3	7	13,600	100
177	Idukki	Bisonvalley	24	181	3,02,000	2,215
178	Idukki	Chinnakanal	10	87	1,63,000	1,195
179	Idukki	Devikulam	13	90	1,66,900	1,224
180	Idukki	Edamalakudi	6	42	80,100	587

Sl. No.	District	Name of the Local Body	No.of Beneficiaries	No. of cases	Amount Transferred ₹	Interest ₹
181	Idukki	Edavetty	12	102	1,92,700	1,413
182	Idukki	Elappara	16	108	1,89,600	1,390
183	Idukki	Erattayar	57	389	6,90,600	5,064
184	Idukki	Idukki Kanjikuzhy	15	98	1,71,700	1,259
185	Idukki	Kamakshy	29	200	3,41,900	2,507
186	Idukki	Kanchiyar	54	254	4,23,800	3,108
187	Idukki	Kanthalloor	59	506	8,94,200	6,558
188	Idukki	Karimannoor	37	148	2,38,200	1,747
189	Idukki	Karimkunnam	21	169	3,02,800	2,221
190	Idukki	Karunapuram	42	338	5,91,200	4,335
191	Idukki	Kattappana	75	555	9,91,400	7,270
192	Idukki	Kodikulam	16	115	2,25,200	1,651
193	Idukki	Kokkayar	13	40	67,200	493
194	Idukki	Konnathady	71	528	9,09,300	6,668
195	Idukki	Kudayathoor	15	98	1,57,100	1,152
196	Idukki	Kumaramangalam	28	206	3,68,100	2,699
197	Idukki	Kumily	18	111	1,90,000	1,393
198	Idukki	Manakkad	27	98	1,79,200	1,314
199	Idukki	Mankulam	25	208	3,67,200	2,693
200	Idukki	Marayoor	11	84	1,60,700	1,178
201	Idukki	Mariyapuram	16	128	2,29,400	1,682
202	Idukki	Munnar	2	6	9,200	67
203	Idukki	Muttom	17	108	1,93,100	1,416
204	Idukki	Nedumkandam	41	337	6,25,500	4,587
205	Idukki	Pallivasal	25	209	3,51,400	2,577
206	Idukki	Pampadumpara	44	351	6,52,300	4,784
207	Idukki	Peerumedu	46	335	5,55,900	4,077
208	Idukki	Peruvanthanam	50	397	6,92,900	5,081
209	Idukki	Purapuzha	5	10	15,500	114
210	Idukki	Rajakkad	17	139	2,42,500	1,778
211	Idukki	Rajakumari	20	129	2,07,200	1,519
212	Idukki	Santhanpara	13	89	1,51,000	1,107
213	Idukki	Senapathy	13	110	2,09,800	1,539
214	Idukki	Thodupuzha	148	1,140	20,53,300	15,058
215	Idukki	Udumbanchola	13	108	2,17,000	1,591
216	Idukki	Udumbanoor	16	53	85,800	629
217	Idukki	Upputhara	28	200	3,62,400	2,658
218	Idukki	Vandanmedu	16	110	2,09,100	1,533

Sl. No.	District	Name of the Local Body	No.of Beneficiaries	No. of cases	Amount Transferred ₹	Interest ₹
219	Idukki	Vandiperiyar	42	224	4,05,300	2,972
220	Idukki	Vannappuram	26	114	2,62,000	1,921
221	Idukki	Vathikudy	3	26	43,900	322
222	Idukki	Vattavada	3	6	15,100	111
223	Idukki	Vazhathope	35	286	5,24,600	3,847
224	Idukki	Vellathooval	24	131	2,42,600	1,779
225	Idukki	Velliyamattom	16	108	1,82,000	1,335
226	Kannur	Alakode	55	140	2,51,900	1,847
227	Kannur	Ancharakandy	115	469	8,09,500	5,936
228	Kannur	Anthoor	136	1,058	17,87,800	13,111
229	Kannur	Aralam	84	286	5,12,500	3,758
230	Kannur	Ayyankunnu	65	508	9,09,600	6,670
231	Kannur	Azhikode	82	556	8,20,200	6,015
232	Kannur	Chapparapadavu	88	627	11,03,000	8,089
233	Kannur	Chembilode	172	1,329	22,52,000	16,515
234	Kannur	Chengalai	101	697	11,95,000	8,763
235	Kannur	Cherukunnu	53	379	5,91,000	4,334
236	Kannur	Cherupuzha	93	739	13,06,500	9,581
237	Kannur	Cheruthazham	47	312	5,76,400	4,227
238	Kannur	Chirakkal	171	910	16,15,300	11,846
239	Kannur	Chittariparamba	96	480	8,40,200	6,162
240	Kannur	Chokli	67	248	4,43,300	3,251
241	Kannur	Dharmadom	100	671	10,96,900	8,044
242	Kannur	Eramam Kuttur	110	570	10,23,100	7,503
243	Kannur	Eramholi	108	458	7,00,000	5,133
244	Kannur	Eruvassey	66	525	9,29,200	6,814
245	Kannur	Ezhome	74	444	7,87,500	5,775
246	Kannur	Irikkur	16	112	2,01,600	1,478
247	Kannur	Iritty	125	966	16,28,000	11,939
248	Kannur	Kadambur	89	524	8,66,600	6,355
249	Kannur	Kadannapally Panapuzha	58	251	3,96,100	2,905
250	Kannur	Kadirur	145	554	10,70,600	7,851
251	Kannur	Kalliasseri	101	628	11,18,200	8,200
252	Kannur	Kangole Alapadamba	41	259	4,23,800	3,108
253	Kannur	Kanichar	48	310	5,65,500	4,147
254	Kannur	Kannapuram	83	748	13,59,600	9,970
255	Kannur	Kannur	754	5,632	101,96,500	74,775

Sl. No.	District	Name of the Local Body	No. of Beneficiaries	No. of cases	Amount Transferred ₹	Interest ₹
256	Kannur	Karivellur Peralam	44	176	2,79,600	2,050
257	Kannur	Keezhallur	64	197	3,25,200	2,385
258	Kannur	Kelakom	39	198	3,58,600	2,630
259	Kannur	Kolacherry	71	289	4,61,700	3,386
260	Kannur	Kolayad	88	738	13,24,900	9,716
261	Kannur	Koodali	55	264	5,34,600	3,920
262	Kannur	Koothuparamba	131	1,050	18,69,700	13,711
263	Kannur	Kottiyoor	41	153	2,20,400	1,616
264	Kannur	Kunhimangalam	88	614	10,48,900	7,692
265	Kannur	Kunnathuparamba	110	625	9,96,100	7,305
266	Kannur	Kurumathur	115	938	16,68,100	12,233
267	Kannur	Kuttiattur	119	535	9,48,900	6,959
268	Kannur	Madayi	78	588	10,21,600	7,492
269	Kannur	Malapattom	40	343	5,52,300	4,050
270	Kannur	Malur	73	562	9,76,800	7,163
271	Kannur	Mangattidam	174	1,076	19,58,000	14,359
272	Kannur	Mattannur	181	1,422	25,20,400	18,483
273	Kannur	Mattool	74	583	10,06,500	7,381
274	Kannur	Mayyil	127	950	16,67,700	12,230
275	Kannur	Mokeri	44	132	2,33,500	1,712
276	Kannur	Munderi	130	771	11,83,600	8,680
277	Kannur	Muzhakkunnu	86	507	8,90,500	6,530
278	Kannur	Muzhappilangad	64	229	3,74,900	2,749
279	Kannur	Naduvil	121	679	13,20,500	9,684
280	Kannur	Narath	115	610	10,89,200	7,988
281	Kannur	New Mahi	42	282	4,84,100	3,550
282	Kannur	Padiyur kalliad	89	755	13,44,900	9,863
283	Kannur	Panniyannur	84	636	10,93,200	8,017
284	Kannur	Panoor	186	1,131	19,67,000	14,425
285	Kannur	Pappinisseri	56	260	4,71,800	3,460
286	Kannur	Pattiam	103	798	13,39,100	9,820
287	Kannur	Pattuvam	40	244	4,19,500	3,076
288	Kannur	Payam	40	224	3,60,100	2,641
289	Kannur	Payyannur	408	3,348	57,01,600	41,812
290	Kannur	Payyavoor	62	208	3,71,600	2,725
291	Kannur	Peralasseri	74	303	4,50,800	3,306
292	Kannur	Peravoor	94	725	12,86,400	9,434

Sl. No.	District	Name of the Local Body	No.of Beneficiaries	No. of cases	Amount Transferred ₹	Interest ₹
293	Kannur	Peringome Vayakkara	53	322	5,67,500	4,162
294	Kannur	Pinarayi	125	705	12,36,000	9,064
295	Kannur	Ramanthali	58	355	5,42,500	3,978
296	Kannur	Sreekandapuram	111	654	11,75,700	8,622
297	Kannur	Taliparamba	135	1,030	18,26,900	13,397
298	Kannur	Thalassery	328	2,547	44,67,600	32,763
299	Kannur	Thilankeri	40	163	2,96,800	2,177
300	Kannur	Triprangottur	130	879	15,80,200	11,588
301	Kannur	Udayagiri	12	32	64,000	469
302	Kannur	Ulikkal	89	502	8,30,800	6,093
303	Kannur	Valapattanam	27	116	1,89,800	1,392
304	Kannur	Vengad	85	583	10,67,500	7,828
305	Kasaragod	Ajanoor	162	1,216	21,00,000	15,400
306	Kasaragod	Badiyadka	109	794	14,41,300	10,570
307	Kasaragod	Balal	91	746	13,51,700	9,913
308	Kasaragod	Bedaduka	123	940	16,43,700	12,054
309	Kasaragod	Belloor	38	327	567,400	4,161
310	Kasaragod	Chemnad	226	1,905	34,21,700	25,093
311	Kasaragod	Chengala	151	1,236	21,65,400	15,880
312	Kasaragod	Cheruvathur	103	552	9,31,300	6,830
313	Kasaragod	Delampady	78	385	6,12,300	4,490
314	Kasaragod	East Eleri	28	105	1,84,700	1,354
315	Kasaragod	Enmakaje	77	623	11,48,500	8,422
316	Kasaragod	Kallar	59	394	6,28,400	4,608
317	Kasaragod	Kanjhangad	280	2,174	36,98,300	27,121
318	Kasaragod	Karadka	59	496	8,86,800	6,503
319	Kasaragod	Kasaragod	98	736	12,71,600	9,325
320	Kasaragod	Kayyur Cheemeni	116	707	12,72,300	9,330
321	Kasaragod	Kinanoor Karinthalam	79	655	11,42,100	8,375
322	Kasaragod	Kodombellur	109	712	13,24,800	9,715
323	Kasaragod	Kumbadaje	34	281	4,96,900	3,644
324	Kasaragod	Kumbala	98	645	11,79,900	8,653
325	Kasaragod	Kutikkol	78	602	10,91,200	8,002
326	Kasaragod	Madhur	96	659	11,61,600	8,518
327	Kasaragod	Madikkai	101	844	15,38,300	11,281
328	Kasaragod	Mangalpady	190	1,486	25,14,600	18,441

Sl. No.	District	Name of the Local Body	No.of Beneficiaries	No. of cases	Amount Transferred ₹	Interest ₹
329	Kasaragod	Manjewswaram	53	425	7,89,400	5,789
330	Kasaragod	Meenja	80	393	6,50,900	4,773
331	Kasaragod	Mogral Puthur	34	198	3,32,400	2,438
332	Kasaragod	Muliyar	62	456	8,88,500	6,516
333	Kasaragod	Nileshwararam	162	1,064	18,51,000	13,574
334	Kasaragod	Padne	87	622	10,05,400	7,373
335	Kasaragod	Paivalike	79	550	8,79,000	6,446
336	Kasaragod	Pallikkara	144	990	17,79,200	13,048
337	Kasaragod	Panathady	86	635	11,27,700	8,270
338	Kasaragod	Pilicode	111	799	13,92,500	10,212
339	Kasaragod	Pullurperiya	132	960	17,80,300	13,056
340	Kasaragod	Puthige	73	598	11,07,000	8,118
341	Kasaragod	Trikaripur	162	1,218	21,05,700	15,442
342	Kasaragod	Udma	108	823	14,61,200	10,716
343	Kasaragod	Valiyaparamba	60	369	6,28,400	4,608
344	Kasaragod	Vorkady	99	818	14,57,800	10,691
345	Kasaragod	West Eleri	66	414	5,84,200	4,284
346	Kollam	Adichanalloor	84	648	10,66,100	7,818
347	Kollam	Alappad	23	138	2,58,200	1,893
348	Kollam	Alayamon	55	421	7,25,100	5,317
349	Kollam	Anchal	141	1,060	18,69,300	13,708
350	Kollam	Ariencavu	27	152	2,51,600	1,845
351	Kollam	Chadayamangalam	163	881	16,35,600	11,995
352	Kollam	Chathannur	33	258	3,97,200	2,913
353	Kollam	Chavara	86	563	8,62,500	6,325
354	Kollam	Chirakkara	69	281	4,60,800	3,379
355	Kollam	Chithara	175	990	15,38,800	11,285
356	Kollam	Clappana	93	753	12,33,800	9,048
357	Kollam	Edamulakkal	75	293	4,95,600	3,634
358	Kollam	Elamadu	112	803	11,89,100	8,720
359	Kollam	Elampalloor	36	134	1,63,700	1,200
360	Kollam	Ezhukone	74	672	9,81,700	7,199
361	Kollam	Ittiva	205	1,266	23,00,500	16,870
362	Kollam	Kadakkal	3	9	32,000	235
363	Kollam	Kalluvathukkal	94	735	12,48,300	9,154
364	Kollam	Karavaloor	87	290	5,28,700	3,877
365	Kollam	Kareepra	60	443	6,44,800	4,729
366	Kollam	Karunagappally	187	800	12,41,400	9,104



Sl. No.	District	Name of the Local Body	No. of Beneficiaries	No. of cases	Amount Transferred ₹	Interest ₹
367	Kollam	Kizhakkekallada	89	699	10,40,200	7,628
368	Kollam	Kollam	272	1,164	20,09,500	14,736
369	Kollam	Kottamkara	52	303	4,50,900	3,307
370	Kollam	Kottarakara	94	734	12,00,200	8,802
371	Kollam	Kulakkada	164	1,380	22,44,900	16,463
372	Kollam	Kulasekharapuram	191	1,413	22,71,700	16,659
373	Kollam	Kulathupuzha	52	322	5,15,400	3,780
374	Kollam	Kummil	2	6	20,200	148
375	Kollam	Kundara	45	163	258,200	1,893
376	Kollam	Kunnathur	74	599	9,77,500	7,168
377	Kollam	Mayyanad	81	553	8,68,700	6,370
378	Kollam	Melila	32	166	2,78,000	2,039
379	Kollam	Muntrothuruthu	19	57	90,500	664
380	Kollam	Mylam	46	256	4,39,200	3,221
381	Kollam	Mynagappally	99	853	13,66,600	10,022
382	Kollam	Nedumpana	175	1,222	18,42,500	13,512
383	Kollam	Neduvathur	62	441	6,63,000	4,862
384	Kollam	Neendakara	24	161	3,07,100	2,252
385	Kollam	Nilamel	76	595	10,59,900	7,773
386	Kollam	Oachira	135	1,109	18,70,900	13,720
387	Kollam	Panayam	89	546	8,07,100	5,919
388	Kollam	Panmana	70	595	10,53,600	7,726
389	Kollam	Paravoor	91	710	10,68,900	7,839
390	Kollam	Pathanapuram	56	411	7,56,200	5,545
391	Kollam	Pattazhi	19	74	1,21,100	888
392	Kollam	Pattazhi Vadakkekara	84	692	11,73,500	8,606
393	Kollam	Pavithreswaram	127	1,017	14,80,300	10,856
394	Kollam	Perayam	72	487	7,77,500	5,702
395	Kollam	Perinad	72	413	5,90,300	4,329
396	Kollam	Piravanthur	144	1,192	21,74,200	15,944
397	Kollam	Poothakkulam	107	803	13,12,200	9,623
398	Kollam	Pooyappally	63	477	8,02,100	5,882
399	Kollam	Poruvazhy	44	259	4,16,000	3,051
400	Kollam	Punaloor	226	1,450	26,59,900	19,506
401	Kollam	Sasthamcotta	75	324	4,36,300	3,200
402	Kollam	Sooranad North	130	994	15,80,500	11,590
403	Kollam	Sooranad South	48	176	2,49,000	1,826
404	Kollam	Thalavoor	66	542	9,10,400	6,676

Sl. No.	District	Name of the Local Body	No.of Beneficiaries	No. of cases	Amount Transferred ₹	Interest ₹
405	Kollam	Thazhava	142	1,003	16,06,400	11,780
406	Kollam	Thekkumbhagom	23	176	2,97,100	2,179
407	Kollam	Thenmala	45	285	4,91,700	3,606
408	Kollam	Thevalakkara	54	230	3,42,600	2,512
409	Kollam	Thodiyoor	180	1,643	27,21,500	19,958
410	Kollam	Thrikkaruva	76	590	9,46,800	6,943
411	Kollam	Thrikkovilvattom	169	1,337	19,50,800	14,306
412	Kollam	Ummannur	75	533	8,79,600	6,450
413	Kollam	Velinalhur	96	695	11,35,100	8,324
414	Kollam	Veliyam	108	666	11,67,000	8,558
415	Kollam	Vettikkavala	155	1,039	15,83,300	11,611
416	Kollam	Vilakudy	47	369	6,24,300	4,578
417	Kollam	West Kallada	101	825	13,84,600	10,154
418	Kollam	Yeroor	169	1,335	22,78,800	16,711
419	Kottayam	Aimanam	100	801	13,94,900	10,229
420	Kottayam	Akalakunnam	24	201	3,74,400	2,746
421	Kottayam	Arpookara	53	305	6,01,300	4,410
422	Kottayam	Athirampuzha	53	423	7,24,000	5,309
423	Kottayam	Ayarkkunnam	40	337	5,99,500	4,396
424	Kottayam	Bharananganam	20	106	1,88,300	1,381
425	Kottayam	Changanassery	114	798	14,99,500	10,996
426	Kottayam	Chempu	50	405	6,80,200	4,988
427	Kottayam	Chirakkadavu	80	697	12,77,100	9,365
428	Kottayam	Elikulam	45	371	6,11,800	4,487
429	Kottayam	Erattupetta	79	580	10,50,000	7,700
430	Kottayam	Erumeli	111	818	14,34,600	10,520
431	Kottayam	Ettumanoor	68	441	7,94,700	5,828
432	Kottayam	Kadanad	28	134	2,46,300	1,806
433	Kottayam	Kadaplamattom	28	213	3,59,700	2,638
434	Kottayam	Kaduthuruthy	81	611	11,42,900	8,381
435	Kottayam	Kanakkari	95	749	14,07,300	10,320
436	Kottayam	Kangazha	69	267	5,01,600	3,678
437	Kottayam	Kanjirappally	55	361	6,84,600	5,020
438	Kottayam	Karoor	54	393	6,86,200	5,032
439	Kottayam	Karukachal	49	384	6,58,200	4,827
440	Kottayam	Kidangoor	44	258	4,13,700	3,034
441	Kottayam	Kooroppada	52	384	6,60,500	4,844
442	Kottayam	Koottickal	36	166	2,89,900	2,126

Sl. No.	District	Name of the Local Body	No.of Beneficiaries	No. of cases	Amount Transferred ₹	Interest ₹
443	Kottayam	Koruthode	48	193	3,40,800	2,499
444	Kottayam	Kottayam	214	1,499	26,30,300	19,289
445	Kottayam	Kozhuvanal	24	176	3,12,900	2,295
446	Kottayam	Kumarakom	111	630	11,26,000	8,257
447	Kottayam	Kuravilangad	30	155	2,99,100	2,193
448	Kottayam	Kurichy	111	749	14,14,000	10,369
449	Kottayam	Madappally	54	388	6,31,900	4,634
450	Kottayam	Manarcad	68	442	7,72,100	5,662
451	Kottayam	Manimala	56	382	6,93,700	5,087
452	Kottayam	Manjoor	93	729	13,06,900	9,584
453	Kottayam	Marangattupally	34	251	4,45,100	3,264
454	Kottayam	Maravanthuruthu	51	390	6,03,900	4,429
455	Kottayam	Meenachil	19	143	2,46,400	1,807
456	Kottayam	Meenadom	23	183	3,04,500	2,233
457	Kottayam	Melukavu	1	13	31,600	232
458	Kottayam	Moonilavu	7	49	86,000	631
459	Kottayam	Mulakulam	88	384	6,01,800	4,413
460	Kottayam	Mundakayam	33	216	3,72,800	2,734
461	Kottayam	Mutholy	20	151	2,68,700	1,970
462	Kottayam	Nedumkunnam	19	120	2,00,500	1,470
463	Kottayam	Njeezhoor	71	580	9,95,800	7,303
464	Kottayam	Paippad	28	167	3,23,800	2,375
465	Kottayam	Pala	28	213	3,76,100	2,758
466	Kottayam	Pallikkathode	33	264	4,72,000	3,461
467	Kottayam	Pampady	73	566	9,57,100	7,019
468	Kottayam	Panachikkad	139	1,105	19,41,600	14,238
469	Kottayam	Parathode	100	850	15,47,300	11,347
470	Kottayam	Poonjar	12	65	1,05,500	774
471	Kottayam	Poonjar Thekkekara	24	184	3,09,400	2,269
472	Kottayam	Puthuppally	21	122	2,15,000	1,577
473	Kottayam	Ramapuram	39	302	5,19,400	3,809
474	Kottayam	TV Puram	104	840	13,24,800	9,715
475	Kottayam	Teekoy	25	251	4,81,700	3,532
476	Kottayam	Thalanad	1	12	28,600	210
477	Kottayam	Thalappalam	17	153	2,81,100	2,061
478	Kottayam	Thalayazham	104	829	14,71,400	10,790
479	Kottayam	Thalayolaparambu	60	472	8,20,200	6,015
480	Kottayam	Thidanad	23	63	1,07,200	786

Sl. No.	District	Name of the Local Body	No.of Beneficiaries	No. of cases	Amount Transferred ₹	Interest ₹
481	Kottayam	Thiruvarpu	147	1,194	21,12,400	15,491
482	Kottayam	Thrikkodithanam	113	852	13,85,400	10,160
483	Kottayam	Udayanapuram	91	703	11,46,800	8,410
484	Kottayam	Uzhavoor	39	331	5,79,400	4,249
485	Kottayam	Vaikom	68	572	9,52,700	6,987
486	Kottayam	Vakathanam	103	383	6,99,900	5,133
487	Kottayam	Vazhappally	100	677	12,33,600	9,046
488	Kottayam	Vazhoor	43	299	4,99,200	3,661
489	Kottayam	Vechoor	63	159	2,75,000	2,017
490	Kottayam	Veliyannoor	18	72	1,26,900	931
491	Kottayam	Vellavoor	40	299	5,14,200	3,771
492	Kottayam	Velloor	22	144	2,79,600	2,050
493	Kottayam	Vijayapuram	30	109	1,90,400	1,396
494	Kozhikkode	Arikulam	81	727	12,68,400	9,302
495	Kozhikkode	Atholi	118	981	16,44,600	12,060
496	Kozhikkode	Ayancheri	92	643	10,83,700	7,947
497	Kozhikkode	Azhiyur	149	1,198	20,69,100	15,173
498	Kozhikkode	Balusseri	103	839	14,50,000	10,633
499	Kozhikkode	Chakittapara	54	448	7,35,200	5,391
500	Kozhikkode	Changaroth	154	1,383	24,82,700	18,207
501	Kozhikkode	Chathamangalam	186	1,517	25,36,000	18,597
502	Kozhikkode	Chekkiad	92	827	15,45,600	11,334
503	Kozhikkode	Chelannur	149	1,342	23,68,800	17,371
504	Kozhikkode	Chemanachery	68	379	6,24,800	4,582
505	Kozhikkode	Chengottukavu	74	469	7,52,200	5,516
506	Kozhikkode	Cheruvannur	114	676	11,50,200	8,435
507	Kozhikkode	Chorode	172	1,387	23,23,200	17,037
508	Kozhikkode	Edacheri	115	945	16,10,500	11,810
509	Kozhikkode	Eramala	137	1,053	17,53,800	12,861
510	Kozhikkode	Feroke	184	1,492	26,04,000	19,096
511	Kozhikkode	Kadalundi	62	383	6,56,800	4,817
512	Kozhikkode	Kakkodi	118	796	13,99,100	10,260
513	Kozhikkode	Kakkur	93	749	12,89,500	9,456
514	Kozhikkode	Karasserri	140	1,125	19,74,200	14,478
515	Kozhikkode	Kattippara	109	882	14,55,100	10,671
516	Kozhikkode	Kavilumpara	67	213	3,83,300	2,811
517	Kozhikkode	Kayakkodi	96	524	9,37,200	6,873
518	Kozhikkode	Kayanna	58	199	3,42,200	2,509

Sl. No.	District	Name of the Local Body	No.of Beneficiaries	No. of cases	Amount Transferred ₹	Interest ₹
519	Kozhikkode	Keezhariyur	79	655	11,39,700	8,358
520	Kozhikkode	Kizhakkoth	88	701	12,78,400	9,375
521	Kozhikkode	Kodencheri	113	840	13,72,300	10,064
522	Kozhikkode	Kodiyathur	112	885	15,26,500	11,194
523	Kozhikkode	Koduvally	185	1,522	26,88,200	19,714
524	Kozhikkode	Koodaranji	53	410	7,27,900	5,338
525	Kozhikkode	Koorachundu	35	219	3,30,300	2,422
526	Kozhikkode	Koothali	55	212	3,81,100	2,795
527	Kozhikkode	Kottur	179	903	15,23,100	11,169
528	Kozhikkode	Kozhikkode	1,248	9,896	1,74,40,600	1,27,898
529	Kozhikkode	Kunnamangalam	171	1,369	23,75,900	17,423
530	Kozhikkode	Kunnumal	49	405	6,74,200	4,944
531	Kozhikkode	Kuruvattur	127	972	17,01,900	12,481
532	Kozhikkode	Kuttiadi	66	542	9,22,800	6,767
533	Kozhikkode	Maniyur	124	1,021	16,87,700	12,377
534	Kozhikkode	Maruthomkara	111	912	15,79,100	11,580
535	Kozhikkode	Mavoor	84	695	12,13,500	8,899
536	Kozhikkode	Meppayur	129	944	17,23,700	12,641
537	Kozhikkode	Moodadi	81	461	7,93,400	5,818
538	Kozhikkode	Mukkam	170	1,336	23,02,100	16,882
539	Kozhikkode	Nadapuram	145	1,130	19,16,400	14,054
540	Kozhikkode	Naduvannur	67	265	4,00,500	2,937
541	Kozhikkode	Nanmanda	120	429	7,55,700	5,542
542	Kozhikkode	Narikunni	95	772	13,83,300	10,144
543	Kozhikkode	Naripetta	111	924	15,87,900	11,645
544	Kozhikkode	Nochad	140	1,090	18,79,800	13,785
545	Kozhikkode	Olavanna	209	1,679	28,47,300	20,880
546	Kozhikkode	Omassery	128	959	16,51,300	12,110
547	Kozhikkode	Onchiyam	91	700	11,34,000	8,316
548	Kozhikkode	Panangad	137	1,120	19,60,200	14,375
549	Kozhikkode	Payyoli	94	796	13,69,300	10,042
550	Kozhikkode	Perambra	87	423	7,09,400	5,202
551	Kozhikkode	Perumanna	80	422	6,49,200	4,761
552	Kozhikkode	Peruvayal	154	995	16,60,000	12,173
553	Kozhikkode	Purameri	114	670	12,40,300	9,096
554	Kozhikkode	Puthuppady	160	1,249	21,24,200	15,578
555	Kozhikkode	Quilandy	223	1,791	29,63,600	21,733
556	Kozhikkode	Ramanattukara	148	1,188	20,33,200	14,910

Sl. No.	District	Name of the Local Body	No.of Beneficiaries	No. of cases	Amount Transferred ₹	Interest ₹
557	Kozhikkode	Thalakulathur	134	925	15,12,400	11,091
558	Kozhikkode	Thamarasseri	87	674	12,06,400	8,847
559	Kozhikkode	Thikkodi	123	999	17,50,600	12,838
560	Kozhikkode	Thiruvallur	127	987	17,62,000	12,921
561	Kozhikkode	Thiruvambadi	66	529	8,69,100	6,373
562	Kozhikkode	Thuneri	94	687	12,95,500	9,500
563	Kozhikkode	Thurayur	70	455	7,51,400	5,510
564	Kozhikkode	Ulliyeri	126	717	12,69,300	9,308
565	Kozhikkode	Unnikulum	153	1,197	21,18,800	15,538
566	Kozhikkode	Vadakara	218	940	15,74,000	11,543
567	Kozhikkode	Valayam	72	536	8,83,200	6,477
568	Kozhikkode	Vanimel	73	614	10,39,900	7,626
569	Kozhikkode	Velom	123	1,001	17,61,800	12,920
570	Kozhikkode	Villiyappally	153	1,264	22,41,600	16,438
571	Malappuram	Abdul Rahiman Nagar	187	1,624	29,86,900	21,904
572	Malappuram	Alamcode	125	953	16,52,000	12,115
573	Malappuram	Aliparamba	136	1,030	17,89,500	13,123
574	Malappuram	Amarambalam	135	1,137	19,60,900	14,380
575	Malappuram	Anakkayam	167	1,325	22,87,900	16,778
576	Malappuram	Angadipuram	205	1,528	26,66,200	19,552
577	Malappuram	Areacode	87	551	9,79,900	7,186
578	Malappuram	Athavanad	141	1,157	20,53,600	15,060
579	Malappuram	Chaliyar	74	250	4,16,800	3,057
580	Malappuram	Chekkode	92	679	12,12,200	8,890
581	Malappuram	Chelembra	100	778	13,45,700	9,869
582	Malappuram	Cheriyamundam	106	881	15,47,800	11,351
583	Malappuram	Cherukavu	97	746	13,10,900	9,613
584	Malappuram	Chokkad	117	850	15,01,800	11,013
585	Malappuram	Chungathara	182	1,495	26,11,600	19,152
586	Malappuram	Edakkara	113	913	15,80,500	11,590
587	Malappuram	Edappal	146	955	17,05,600	12,508
588	Malappuram	Edappatta	64	277	4,53,800	3,328
589	Malappuram	Edarikode	84	691	12,14,000	8,903
590	Malappuram	Edavanna	137	922	14,81,400	10,864
591	Malappuram	Edayoor	140	1,117	20,68,400	15,168
592	Malappuram	Elamkulam	66	213	4,06,900	2,984
593	Malappuram	Irimbilyam	135	1,178	21,31,000	15,627

Sl. No.	District	Name of the Local Body	No.of Beneficiaries	No. of cases	Amount Transferred ₹	Interest ₹
594	Malappuram	Kalikavu	128	1,020	18,05,700	13,242
595	Malappuram	Kalpakancheri	91	730	13,21,000	9,687
596	Malappuram	Kannamangalam	101	833	15,34,300	11,252
597	Malappuram	Karulai	50	134	2,57,400	1,888
598	Malappuram	Karuvarakundu	128	862	15,05,500	11,040
599	Malappuram	Kavannur	135	950	15,93,400	11,685
600	Malappuram	Keezhattur	33	119	2,06,700	1,516
601	Malappuram	Keezhuparamba	72	622	11,36,400	8,334
602	Malappuram	Kodur	95	730	13,04,400	9,566
603	Malappuram	Kondotty	180	1,237	22,52,800	16,521
604	Malappuram	Koottilangadi	95	258	5,32,300	3,904
605	Malappuram	Kottakkal	133	988	17,42,900	12,781
606	Malappuram	Kuruva	180	1,394	24,79,000	18,179
607	Malappuram	Kuttiipuram	125	1,103	20,21,800	14,827
608	Malappuram	Kuzhimanna	119	946	16,57,100	12,152
609	Malappuram	Makkaraparamba	54	460	8,02,300	5,884
610	Malappuram	Malappuram	177	1,522	27,89,200	20,454
611	Malappuram	Mampad	126	911	16,76,300	12,293
612	Malappuram	Mangalam	119	979	17,73,600	13,006
613	Malappuram	Manjeri	358	2,756	48,84,000	35,816
614	Malappuram	Mankada	92	678	11,56,100	8,478
615	Malappuram	Marakkara	131	1,044	18,79,200	13,781
616	Malappuram	Maranchery	68	353	6,32,900	4,641
617	Malappuram	Melattur	88	741	13,60,900	9,980
618	Malappuram	Moonniyur	140	440	8,01,200	5,876
619	Malappuram	Moorkkanad	76	589	10,41,400	7,637
620	Malappuram	Moothedam	113	908	15,48,000	11,352
621	Malappuram	Morayur	90	661	11,50,500	8,437
622	Malappuram	Muthuvallur	69	546	10,08,800	7,398
623	Malappuram	Nannambra	128	1,054	18,83,000	13,809
624	Malappuram	Nannamukku	94	675	11,14,100	8,170
625	Malappuram	Nilambur	133	1,096	19,60,700	14,379
626	Malappuram	Niramaruthoor	69	404	7,61,900	5,587
627	Malappuram	Othukkungal	106	751	12,97,300	9,514
628	Malappuram	Ozhur	112	814	15,02,200	11,016
629	Malappuram	Pallical	122	952	17,23,700	12,641
630	Malappuram	Pandikkad	218	1,742	31,45,700	23,069
631	Malappuram	Parappanangadi	188	1,521	26,34,300	19,318

Sl. No.	District	Name of the Local Body	No.of Beneficiaries	No. of cases	Amount Transferred ₹	Interest ₹
632	Malappuram	Parappur	109	867	15,41,000	11,301
633	Malappuram	Perinthalmanna	147	1,145	20,12,600	14,759
634	Malappuram	Perumanna Klari	81	601	10,39,700	7,624
635	Malappuram	Perumpadappu	133	1,085	18,88,700	13,851
636	Malappuram	Peruvallur	99	592	11,02,400	8,084
637	Malappuram	Ponmala	102	693	13,30,600	9,758
638	Malappuram	Ponmundam	64	284	5,49,800	4,032
639	Malappuram	Ponnani	424	3,215	56,23,300	41,238
640	Malappuram	Pookkottur	97	734	12,73,700	9,341
641	Malappuram	Porur	94	392	6,65,500	4,880
642	Malappuram	Pothukkal	91	518	10,20,200	7,482
643	Malappuram	Pulamanthole	79	504	8,99,200	6,594
644	Malappuram	Pulikkal	85	719	13,37,300	9,807
645	Malappuram	Pulpatta	124	756	12,97,400	9,514
646	Malappuram	Purathur	123	958	16,13,500	11,832
647	Malappuram	Puzhakkattiri	48	257	4,80,600	3,524
648	Malappuram	Tanalur	142	716	12,98,800	9,525
649	Malappuram	Tanur	222	1,470	23,97,600	17,582
650	Malappuram	Tavanur	119	929	15,85,800	11,629
651	Malappuram	Thalakkad	166	1,390	24,81,300	18,196
652	Malappuram	Thazhekode	111	868	15,45,600	11,334
653	Malappuram	Thenhippalam	120	962	16,83,900	12,349
654	Malappuram	Thennala	56	390	6,52,100	4,782
655	Malappuram	Thirunavaya	95	561	9,88,900	7,252
656	Malappuram	Thirur	111	890	16,10,500	11,810
657	Malappuram	Thiruvalli	98	755	12,65,500	9,280
658	Malappuram	Thuvvur	98	548	10,54,200	7,731
659	Malappuram	Tirurangadi	140	1,023	18,14,800	13,309
660	Malappuram	Trikkalangode	44	171	2,72,300	1,997
661	Malappuram	Triprangode	161	1,105	19,97,500	14,648
662	Malappuram	Uragam	60	319	5,56,500	4,081
663	Malappuram	Urangattiri	58	178	3,03,700	2,227
664	Malappuram	Valanchery	69	394	7,11,500	5,218
665	Malappuram	Valavannur	117	943	17,20,400	12,616
666	Malappuram	Vallikkunnu	102	825	14,50,200	10,635
667	Malappuram	Vattamkulam	132	1,095	19,87,400	14,574
668	Malappuram	Vazhakkad	99	592	10,72,500	7,865
669	Malappuram	Vazhayur	116	963	17,22,900	12,635



Sl. No.	District	Name of the Local Body	No.of Beneficiaries	No. of cases	Amount Transferred ₹	Interest ₹
670	Malappuram	Vazhikkadavu	209	823	14,21,200	10,422
671	Malappuram	Veliyancode	122	952	16,71,100	12,255
672	Malappuram	Vengara	164	1,291	23,00,000	16,867
673	Malappuram	Vettathur	64	580	10,90,600	7,998
674	Malappuram	Vettom	74	343	5,21,600	3,825
675	Malappuram	Wandoor	186	1,515	26,60,200	19,508
676	Palakkad	Agali	96	598	10,23,400	7,505
677	Palakkad	Akathethara	39	136	2,14,100	1,570
678	Palakkad	Alanallur	174	1,465	26,02,600	19,086
679	Palakkad	Alathur	116	881	15,53,300	11,391
680	Palakkad	Ambalapara	191	1,289	22,52,000	16,515
681	Palakkad	Anakkara	94	756	13,06,100	9,578
682	Palakkad	Ananganadi	112	883	16,04,300	11,765
683	Palakkad	Ayiloor	137	945	15,93,700	11,687
684	Palakkad	Chalavara	66	134	2,91,700	2,139
685	Palakkad	Chalisseri	105	849	14,91,800	10,940
686	Palakkad	Cherpulassery	169	1,332	23,85,200	17,492
687	Palakkad	Chittoor Thathamangalam	153	1,067	18,90,200	13,862
688	Palakkad	Elappully	152	458	7,90,400	5,796
689	Palakkad	Elavancherry	51	169	2,65,800	1,949
690	Palakkad	Erimayur	156	1,143	19,28,900	14,145
691	Palakkad	Eruthempathy	85	463	8,48,300	6,221
692	Palakkad	Kadampazhipuram	163	1,244	20,34,600	14,920
693	Palakkad	Kanjirapuzha	133	873	15,09,000	11,066
694	Palakkad	Kannadi	131	848	15,18,000	11,132
695	Palakkad	Kannambra	97	404	6,54,300	4,798
696	Palakkad	Kappur	62	150	2,57,900	1,891
697	Palakkad	Karakurissi	87	468	7,87,900	5,778
698	Palakkad	Karimba	111	609	10,69,900	7,846
699	Palakkad	Karimpuzha	152	882	16,40,800	12,033
700	Palakkad	Kavassery	197	1,679	29,75,600	21,821
701	Palakkad	Keralassery	69	318	5,43,600	3,986
702	Palakkad	Kizhakkancherry	262	2,126	37,62,700	27,593
703	Palakkad	Kodumba	96	745	13,39,500	9,823
704	Palakkad	Koduvayur	111	771	13,13,300	9,631
705	Palakkad	Kollengode	120	430	7,21,100	5,288
706	Palakkad	Kongad	166	948	17,09,200	12,534

Sl. No.	District	Name of the Local Body	No. of Beneficiaries	No. of cases	Amount Transferred ₹	Interest ₹
707	Palakkad	Koppam	122	960	17,32,100	12,702
708	Palakkad	Kottappadam	167	1,372	24,68,900	18,105
709	Palakkad	Kottayi	151	1,165	20,12,100	14,755
710	Palakkad	Kozhinjampara	119	841	14,70,200	10,782
711	Palakkad	Kulukkallur	137	1,015	18,15,900	13,317
712	Palakkad	Kumaramputhur	140	996	17,26,900	12,664
713	Palakkad	Kuthanoor	152	1,196	19,84,700	14,555
714	Palakkad	Kuzhalmannam	165	1,347	23,30,000	17,087
715	Palakkad	Lakkidi-perur	109	877	15,91,500	11,671
716	Palakkad	Malampuzha	15	47	1,57,900	1,158
717	Palakkad	Mankara	58	349	6,07,100	4,452
718	Palakkad	Mannarkad	112	813	14,44,800	10,595
719	Palakkad	Mannur	106	828	14,50,000	10,633
720	Palakkad	Marutharode	95	741	12,85,300	9,426
721	Palakkad	Mathur	155	1,241	20,37,000	14,938
722	Palakkad	Melarcode	148	1,186	21,05,000	15,437
723	Palakkad	Mundur	31	69	1,15,200	845
724	Palakkad	Muthalamada	226	1,789	32,18,400	23,602
725	Palakkad	Muthuthala	128	1,057	19,46,600	14,275
726	Palakkad	Nagalassery	94	399	6,54,600	4,800
727	Palakkad	Nalleppilly	92	501	8,00,900	5,873
728	Palakkad	Nellaya	171	1,368	24,50,300	17,969
729	Palakkad	Nelliampathy	11	87	1,62,400	1,191
730	Palakkad	Nemmara	197	1,460	24,85,100	18,224
731	Palakkad	Ongallur	203	1,743	31,48,700	23,091
732	Palakkad	Ottappalam	212	1,538	25,25,000	18,517
733	Palakkad	Palakkad	138	1,115	19,53,700	14,327
734	Palakkad	Pallassana	152	1,169	20,52,200	15,050
735	Palakkad	Parali	131	487	8,19,300	6,008
736	Palakkad	Paruthur	137	1,123	19,63,800	14,401
737	Palakkad	Pattambi	67	547	9,87,700	7,243
738	Palakkad	Pattencherry	109	805	13,69,100	10,040
739	Palakkad	Pattithara	138	852	16,68,000	12,232
740	Palakkad	Peringottukurissi	153	788	12,77,400	9,368
741	Palakkad	Perumatty	94	474	8,03,200	5,890
742	Palakkad	Peruvemba	98	757	12,71,000	9,321
743	Palakkad	Pirayiri	146	1,029	18,17,900	13,331
744	Palakkad	Polpully	81	629	10,27,300	7,534

Sl. No.	District	Name of the Local Body	No.of Beneficiaries	No. of cases	Amount Transferred ₹	Interest ₹
745	Palakkad	Pookkottukavu	61	435	7,12,200	5,223
746	Palakkad	Puducode	93	305	5,30,100	3,887
747	Palakkad	Puduppariyaram	105	766	13,15,200	9,645
748	Palakkad	Pudur	21	142	2,46,400	1,807
749	Palakkad	Pudusseri	237	1,970	35,66,800	26,157
750	Palakkad	Puthunagaram	53	378	6,07,000	4,451
751	Palakkad	Sholayur	83	613	10,36,900	7,604
752	Palakkad	Shornur	168	1,351	23,60,500	17,310
753	Palakkad	Sreekrishnapuram	113	364	6,40,200	4,695
754	Palakkad	Tachampara	71	595	11,15,300	8,179
755	Palakkad	Tarur	81	390	7,31,100	5,361
756	Palakkad	Thachanattukara	53	362	7,03,200	5,157
757	Palakkad	Thenkara	131	940	16,28,400	11,942
758	Palakkad	Thenkurissi	194	1,506	26,85,500	19,694
759	Palakkad	Thirumittacode	124	1,009	18,22,900	13,368
760	Palakkad	Thiruvegapura	161	1,261	22,77,600	16,702
761	Palakkad	Thrikkadeeri	114	371	6,45,100	4,731
762	Palakkad	Thrithala	86	624	10,30,100	7,554
763	Palakkad	Vadakarapathy	143	1,015	18,49,400	13,562
764	Palakkad	Vadakkancheri	172	1,299	23,12,100	16,955
765	Palakkad	Vadavannur	31	130	2,84,700	2,088
766	Palakkad	Vallapuzha	117	931	16,84,900	12,356
767	Palakkad	Vandazhy	159	1,252	21,53,500	15,792
768	Palakkad	Vellinezhi	52	246	4,05,200	2,971
769	Palakkad	Vilayur	100	601	11,68,300	8,568
770	Pathanamthitta	Adoor	76	608	10,32,900	7,575
771	Pathanamthitta	Anicadu	16	126	2,12,900	1,561
772	Pathanamthitta	Aranmula	64	492	8,66,000	6,351
773	Pathanamthitta	Aruvapulam	48	312	5,32,000	3,901
774	Pathanamthitta	Ayiroor	17	115	2,08,100	1,526
775	Pathanamthitta	Chenneerkara	17	93	1,46,700	1,076
776	Pathanamthitta	Cherukole	19	160	2,91,200	2,135
777	Pathanamthitta	Chittar	20	144	2,44,800	1,795
778	Pathanamthitta	Elanthoor	39	286	5,06,600	3,715
779	Pathanamthitta	Enadimangalam	55	361	5,88,100	4,313
780	Pathanamthitta	Erathu	49	381	6,65,600	4,881
781	Pathanamthitta	Eraviperoor	74	563	9,50,800	6,973
782	Pathanamthitta	Ezhamkulam	116	924	15,77,300	11,567

Sl. No.	District	Name of the Local Body	No.of Beneficiaries	No. of cases	Amount Transferred ₹	Interest ₹
783	Pathanamthitta	Ezhumattoor	42	345	6,43,200	4,717
784	Pathanamthitta	Kadampanadu	83	676	10,44,800	7,662
785	Pathanamthitta	Kadapra	103	802	14,36,200	10,532
786	Pathanamthitta	Kalanjoor	93	765	13,44,800	9,862
787	Pathanamthitta	Kallooppara	18	139	2,40,700	1,765
788	Pathanamthitta	Kaviyoor	35	228	3,82,800	2,807
789	Pathanamthitta	Kodumon	111	354	6,80,300	4,989
790	Pathanamthitta	Koipuram	39	260	5,04,300	3,698
791	Pathanamthitta	Konni	68	435	7,27,600	5,336
792	Pathanamthitta	Kottanadu	15	94	1,57,100	1,152
793	Pathanamthitta	Kottangal	31	251	4,44,600	3,260
794	Pathanamthitta	Kozhencherry	7	22	37,500	275
795	Pathanamthitta	Kulanada	42	329	5,83,800	4,281
796	Pathanamthitta	Kunnathanam	26	209	3,58,100	2,626
797	Pathanamthitta	Kuttoor	23	189	3,34,500	2,453
798	Pathanamthitta	Mallappally	16	92	1,87,700	1,376
799	Pathanamthitta	Mallapuzhassery	9	50	90,600	664
800	Pathanamthitta	Mezhuveli	24	79	1,44,400	1,059
801	Pathanamthitta	Mylapra	12	103	1,82,800	1,341
802	Pathanamthitta	Naranammoozhy	17	83	1,36,000	,997
803	Pathanamthitta	Naranganam	32	239	4,01,900	2,947
804	Pathanamthitta	Nedumpuram	15	79	1,33,300	978
805	Pathanamthitta	Niranam	39	292	5,32,000	3,901
806	Pathanamthitta	Omaller	48	302	5,00,400	3,670
807	Pathanamthitta	Pandalam	136	1,039	17,95,700	13,169
808	Pathanamthitta	Pandalam Thekkekara	59	376	6,87,400	5,041
809	Pathanamthitta	Pathanamthitta	83	691	12,68,600	9,303
810	Pathanamthitta	Peringara	65	481	8,41,200	6,169
811	Pathanamthitta	Pramadom	81	453	7,84,000	5,749
812	Pathanamthitta	Puramattom	23	186	2,97,900	2,185
813	Pathanamthitta	Ranni	9	58	90,200	661
814	Pathanamthitta	Ranni Angadi	14	107	1,75,800	1,289
815	Pathanamthitta	Ranni Pazhavangadi	46	223	4,09,800	3,005
816	Pathanamthitta	Ranni Perunad	51	335	5,33,700	3,914
817	Pathanamthitta	Seethathodu	2	5	18,600	136
818	Pathanamthitta	Thannithodu	47	263	4,97,400	3,648
819	Pathanamthitta	Thiruvalla	75	464	8,12,500	5,958

Sl. No.	District	Name of the Local Body	No.of Beneficiaries	No. of cases	Amount Transferred ₹	Interest ₹
820	Pathanamthitta	Thottapuzhassery	7	42	70,800	519
821	Pathanamthitta	Thumpamon	32	113	2,02,000	1,481
822	Pathanamthitta	Vadasserikkara	27	142	2,27,800	1,671
823	Pathanamthitta	Vallicode	87	752	13,91,800	10,207
824	Pathanamthitta	Vechuchira	26	164	2,89,400	2,122
825	Thiruvananthapuram	Amboori	93	578	10,56,100	7,745
826	Thiruvananthapuram	Anad	87	715	11,95,700	8,769
827	Thiruvananthapuram	Andoorkonam	79	412	6,82,500	5,005
828	Thiruvananthapuram	Anjuthengu	65	418	7,12,500	5,225
829	Thiruvananthapuram	Aruvikkara	140	1,012	17,75,600	13,021
830	Thiruvananthapuram	Aryanad	93	753	12,94,700	9,495
831	Thiruvananthapuram	Aryancode	48	153	5,24,200	3,844
832	Thiruvananthapuram	Athiyanoor	119	965	16,81,900	12,334
833	Thiruvananthapuram	Attingal	96	451	8,68,800	6,371
834	Thiruvananthapuram	Azhoor	75	347	5,20,600	3,818
835	Thiruvananthapuram	Balaramapuram	159	938	15,97,400	11,714
836	Thiruvananthapuram	Chemmaruthy	97	642	9,70,000	7,113
837	Thiruvananthapuram	Chenkai	182	1,375	23,05,100	16,904
838	Thiruvananthapuram	Cherunniyoor	25	197	3,12,700	2,293
839	Thiruvananthapuram	Edava	65	250	4,16,900	3,057
840	Thiruvananthapuram	Ilakamon	88	715	11,86,700	8,702
841	Thiruvananthapuram	Kadakkavoor	88	616	10,46,500	7,674
842	Thiruvananthapuram	Kadinamkulam	46	285	5,09,700	3,738
843	Thiruvananthapuram	Kallara	79	549	9,59,800	7,039
844	Thiruvananthapuram	Kallickadu	63	510	8,60,300	6,309
845	Thiruvananthapuram	Kalliyoor	133	470	8,46,000	6,204
846	Thiruvananthapuram	Kanjiramkulam	93	737	13,04,400	9,566
847	Thiruvananthapuram	Karakulam	120	831	15,03,600	11,026
848	Thiruvananthapuram	Karavaram	67	417	7,45,100	5,464
849	Thiruvananthapuram	Karode	175	1,368	23,33,200	17,110
850	Thiruvananthapuram	Karumkulam	167	1,115	15,69,100	11,507
851	Thiruvananthapuram	Kattakkada	90	600	9,41,700	6,906
852	Thiruvananthapuram	Kilimanoor	95	279	4,77,000	3,498
853	Thiruvananthapuram	Kizhuvilam	112	894	14,68,600	10,770
854	Thiruvananthapuram	Kollayil	124	574	9,86,500	7,234
855	Thiruvananthapuram	Kottukal	96	539	9,06,900	6,651
856	Thiruvananthapuram	Kulathoor	154	1,081	16,35,400	11,993
857	Thiruvananthapuram	Kunnathukal	199	1,142	20,66,000	15,151

Sl. No.	District	Name of the Local Body	No. of Beneficiaries	No. of cases	Amount Transferred ₹	Interest ₹
858	Thiruvananthapuram	Kuttichal	33	294	5,49,500	4,030
859	Thiruvananthapuram	Madavoor	151	1,074	18,92,100	13,875
860	Thiruvananthapuram	Malayinkeezh	119	734	13,35,200	9,792
861	Thiruvananthapuram	Manamboor	73	597	10,57,900	7,758
862	Thiruvananthapuram	Mangalapuram	173	1,325	22,59,200	16,568
863	Thiruvananthapuram	Manickal	128	608	10,57,500	7,755
864	Thiruvananthapuram	Maranalloor	105	758	13,65,000	10,010
865	Thiruvananthapuram	Mudakkal	122	944	16,08,200	11,794
866	Thiruvananthapuram	Nagaroor	91	515	7,61,200	5,582
867	Thiruvananthapuram	Nanniyode	151	1,141	20,28,300	14,874
868	Thiruvananthapuram	Navaikulam	94	718	11,43,400	8,385
869	Thiruvananthapuram	Nellanad	71	589	10,55,000	7,737
870	Thiruvananthapuram	Neyyattinkara	264	1,754	28,15,600	20,648
871	Thiruvananthapuram	Ottasekharamangalam	42	319	5,46,000	4,004
872	Thiruvananthapuram	Ottoor	60	524	9,52,200	6,983
873	Thiruvananthapuram	Pallichal	176	1,311	22,44,700	16,461
874	Thiruvananthapuram	Pallickal	187	1,416	25,37,200	18,606
875	Thiruvananthapuram	Panavoor	87	288	5,21,500	3,824
876	Thiruvananthapuram	Pangode	129	954	16,21,800	11,893
877	Thiruvananthapuram	Parassala	180	1,210	22,15,200	16,245
878	Thiruvananthapuram	Pazhayakunnummel	83	435	8,33,700	6,114
879	Thiruvananthapuram	Peringammala	107	767	13,37,200	9,806
880	Thiruvananthapuram	Perumkadavila	98	429	7,67,100	5,625
881	Thiruvananthapuram	Poovachal	122	1,011	18,06,100	13,245
882	Thiruvananthapuram	Poovar	1	4	6,100	45
883	Thiruvananthapuram	Pothencode	142	1,107	19,24,000	14,109
884	Thiruvananthapuram	Pulimath	149	690	12,26,800	8,997
885	Thiruvananthapuram	Pullampara	18	43	76,600	562
886	Thiruvananthapuram	Thirupuram	61	450	7,68,900	5,639
887	Thiruvananthapuram	Thiruvananthapuram	496	3,927	68,39,100	50,154
888	Thiruvananthapuram	Tholicode	69	489	8,73,800	6,408
889	Thiruvananthapuram	Uzhamalakkal	117	671	11,38,900	8,352
890	Thiruvananthapuram	Vakkom	48	262	3,86,700	2,836
891	Thiruvananthapuram	Vamanapuram	24	63	1,25,300	919
892	Thiruvananthapuram	Varkala	137	833	15,17,100	11,125
893	Thiruvananthapuram	Vellanad	124	652	12,42,200	9,110
894	Thiruvananthapuram	Vellarada	168	1,293	21,19,000	15,539
895	Thiruvananthapuram	Vembayam	168	1,200	21,12,900	15,495

Sl. No.	District	Name of the Local Body	No.of Beneficiaries	No. of cases	Amount Transferred ₹	Interest ₹
896	Thiruvananthapuram	Venganoor	112	913	15,78,200	11,574
897	Thiruvananthapuram	Vettoor	64	573	9,54,600	7,000
898	Thiruvananthapuram	Vilappil	114	927	16,75,500	12,287
899	Thiruvananthapuram	Vilavoorkkal	91	638	9,89,000	7,253
900	Thiruvananthapuram	Vithura	122	583	10,07,600	7,389
901	Thrissur	Adat	92	679	12,26,600	8,995
902	Thrissur	Alagappa Nagar	76	410	6,52,600	4,786
903	Thrissur	Alur	153	1,205	21,76,800	15,963
904	Thrissur	Annamanada	166	1,270	21,35,000	15,657
905	Thrissur	Anthikkad	84	445	7,48,000	5,485
906	Thrissur	Arimpoor	131	1,064	18,96,800	13,910
907	Thrissur	Athirappilli	29	249	4,71,200	3,455
908	Thrissur	Avanur	43	465	8,65,600	6,348
909	Thrissur	Avinissery	53	505	9,01,400	6,610
910	Thrissur	Chalakkudy	176	1,027	19,41,700	14,239
911	Thrissur	Chavakkad	203	1,774	31,68,600	23,237
912	Thrissur	Chazhoor	106	790	13,74,000	10,076
913	Thrissur	Chelakkara	207	1,764	32,18,500	23,602
914	Thrissur	Cherpu	38	302	5,48,100	4,019
915	Thrissur	Choondal	172	824	16,40,700	12,032
916	Thrissur	Chowwannur	64	192	3,76,500	2,761
917	Thrissur	Desamangalam	48	515	9,93,700	7,287
918	Thrissur	Edathiruthy	45	131	2,41,000	1,767
919	Thrissur	Edavilangu	90	386	6,16,100	4,518
920	Thrissur	Elavally	96	581	10,97,800	8,051
921	Thrissur	Engandiyur	95	861	15,78,400	11,575
922	Thrissur	Eriyad	241	1,755	29,50,300	21,636
923	Thrissur	Erumapetty	99	750	11,53,300	8,458
924	Thrissur	Guruvayoor	278	2,399	45,66,300	33,486
925	Thrissur	Irinjalakuda	288	1,417	25,82,400	18,938
926	Thrissur	Kadangode	173	1,362	24,22,000	17,761
927	Thrissur	Kadappuram	61	336	5,19,200	3,807
928	Thrissur	Kadavallur	119	364	7,01,200	5,142
929	Thrissur	Kadukutty	35	215	3,35,000	2,457
930	Thrissur	Kaipamangalam	193	1,601	28,03,500	20,559
931	Thrissur	Kaiparamb	30	218	3,82,300	2,804
932	Thrissur	Kandanassery	65	335	5,95,400	4,366
933	Thrissur	Karalam	92	701	12,61,700	9,253

Sl. No.	District	Name of the Local Body	No.of Beneficiaries	No. of cases	Amount Transferred ₹	Interest ₹
934	Thrissur	Kattakampal	93	871	16,67,500	12,228
935	Thrissur	Kattur	67	577	10,38,900	7,619
936	Thrissur	Kodakara	120	1,082	19,36,300	14,200
937	Thrissur	Kodassery	142	573	9,50,800	6,973
938	Thrissur	Kodungalloor	306	2,358	39,50,200	28,968
939	Thrissur	Kolazhy	58	216	3,82,400	2,804
940	Thrissur	Kondazhy	104	918	16,68,700	12,237
941	Thrissur	Koratty	88	581	10,52,700	7,720
942	Thrissur	Kunnamkulam	241	1,908	34,55,600	25,341
943	Thrissur	Kuzhur	80	683	12,39,800	9,092
944	Thrissur	Madakkathara	103	857	15,62,500	11,458
945	Thrissur	Mala	86	703	12,61,900	9,254
946	Thrissur	Manalur	68	587	10,32,200	7,570
947	Thrissur	Mathilakam	85	701	12,52,400	9,184
948	Thrissur	Mattathur	138	836	16,48,400	12,088
949	Thrissur	Melur	142	1,168	20,35,000	14,923
950	Thrissur	Mulakunnathukavu	56	390	7,21,700	5,293
951	Thrissur	Mullassery	109	987	18,43,900	13,522
952	Thrissur	Mullurkara	49	358	6,57,100	4,819
953	Thrissur	Muriyad	125	887	15,54,300	11,398
954	Thrissur	Nadathara	89	414	7,17,200	5,260
955	Thrissur	Nattika	67	619	10,92,900	8,015
956	Thrissur	Nenmanikkara	61	450	7,28,100	5,339
957	Thrissur	Orumanayur	50	250	3,92,300	2,877
958	Thrissur	Padiyur	46	399	6,98,100	5,119
959	Thrissur	Pananchery	130	1,075	18,67,000	13,691
960	Thrissur	Panjal	38	311	5,60,300	4,109
961	Thrissur	Paralam	70	617	11,48,000	8,419
962	Thrissur	Parappukkara	123	928	16,58,000	12,159
963	Thrissur	Pariyaram	150	627	10,87,900	7,978
964	Thrissur	Pavaratty	20	136	2,07,600	1,522
965	Thrissur	Pazhayannur	199	1,763	29,99,400	21,996
966	Thrissur	Perinjanam	81	192	3,59,400	2,636
967	Thrissur	Poomangalam	61	416	7,65,000	5,610
968	Thrissur	Porkulam	23	70	1,21,400	890
969	Thrissur	Poyya	76	621	11,69,100	8,573
970	Thrissur	Pudukkad	71	305	5,42,600	3,979
971	Thrissur	Punnayur	53	301	5,94,200	4,357



Sl. No.	District	Name of the Local Body	No.of Beneficiaries	No. of cases	Amount Transferred ₹	Interest ₹
972	Thrissur	Punnayurkulam	92	794	13,84,600	10,154
973	Thrissur	Puthenchira	61	404	7,04,500	5,166
974	Thrissur	Puthur	106	899	15,52,300	11,384
975	Thrissur	Sree Narayanapuram	175	1,408	24,13,300	17,698
976	Thrissur	Talikulam	67	184	3,99,400	2,929
977	Thrissur	Thanniyam	130	1,088	18,99,800	13,932
978	Thrissur	Thekkumkara	176	1,208	21,61,400	15,850
979	Thrissur	Thirssur	596	4,871	87,98,800	64,525
980	Thrissur	Thiruvilwamala	140	1,111	19,62,200	14,390
981	Thrissur	Tholur	54	532	9,66,200	7,086
982	Thrissur	Trikkur	81	361	6,87,000	5,038
983	Thrissur	Vadikkekad	33	270	5,06,500	3,714
984	Thrissur	Valappad	165	1,364	23,48,600	17,223
985	Thrissur	Vallachira	59	410	6,86,200	5,032
986	Thrissur	Vallathol Nagar	71	396	6,39,300	4,688
987	Thrissur	Varandarappilly	146	1,220	22,33,700	16,381
988	Thrissur	Varavoor	95	844	15,18,800	11,138
989	Thrissur	Vatanappilly	131	632	12,27,200	9,000
990	Thrissur	Vellangallur	179	1,046	19,51,400	14,310
991	Thrissur	Velukara	134	917	16,54,200	12,131
992	Thrissur	Velur	122	1,012	17,96,300	13,173
993	Thrissur	Wadakanchery	323	2,792	50,14,200	36,771
994	Wayanad	Ambalavayal	99	814	14,48,500	10,622
995	Wayanad	Edavaka	66	583	10,66,400	7,820
996	Wayanad	Kalpetta	51	357	6,03,100	4,423
997	Wayanad	Kaniambetta	104	370	6,23,400	4,572
998	Wayanad	Kottathara	76	620	10,90,100	7,994
999	Wayanad	Mananthavady	86	677	11,85,400	8,693
1000	Wayanad	Meppadi	86	726	12,53,400	9,192
1001	Wayanad	Mullamkolly	36	268	4,49,900	3,299
1002	Wayanad	Muppainadu	45	308	5,26,600	3,862
1003	Wayanad	Mutil	52	298	4,86,900	3,571
1004	Wayanad	Nenmeni	134	1,097	19,32,700	14,173
1005	Wayanad	Noolpuzha	91	727	11,84,500	8,686
1006	Wayanad	Panamaram	55	461	8,40,800	6,166
1007	Wayanad	Pozhuthana	29	149	2,46,600	1,808
1008	Wayanad	Pulpally	111	915	15,59,600	11,437
1009	Wayanad	Sulthan Bathery	37	256	4,29,500	3,150

Sl. No.	District	Name of the Local Body	No.of Beneficiaries	No. of cases	Amount Transferred ₹	Interest ₹
1010	Wayanad	Thariyode	35	292	5,30,200	3,888
1011	Wayanad	Thavinhall	85	602	10,42,700	7,646
1012	Wayanad	Thirunelly	125	920	15,75,100	11,551
1013	Wayanad	Thondernad	38	328	5,62,000	4,121
1014	Wayanad	Vellamunda	117	1,000	17,99,000	13,193
1015	Wayanad	Vengappally	43	354	6,47,800	4,751
1016	Wayanad	Vythiri	42	204	3,54,400	2,599
<b>Total</b>			<b>96,285</b>	<b>6,79,585</b>	<b>1,18,15,64,600</b>	<b>86,64,843</b>

## Appendix – XIX

(Ref : Paragraph 2.12 – Page No. 31)

Unnecessary transfer of funds to PACS for disbursement of SSPs to persons reported deceased

District	No. of cases	Amount transferred (₹ in lakh)	Interest paid <sup>5</sup> (₹ in lakh)	Percentage of cases	Percentage in interest amount (₹ in lakh)
Idukki	312	41.17	0.30	6.64	6.89
Malappuram	1,197	141.67	1.04	25.46	23.91
Pathanamthitta	370	48.36	0.36	7.87	8.28
Thiruvananthapuram	1,211	154.52	1.13	25.76	25.98
Thrissur	1,611	207.51	1.52	34.27	34.94
<b>Total</b>	<b>4,701</b>	<b>593.23</b>	<b>4.35</b>	<b>100.00</b>	<b>100.00</b>

*(Information furnished by DBT Cell)*

<sup>5</sup> Interest paid = (Amount \*8.8%)/12 for each transaction.

**Appendix – XX**

**(Ref : Paragraph 2.13 – Page No. 32)**

**Missing DBT Reference Numbers and details of transactions**

<b>Sl. No.</b>	<b>Pension type</b>	<b>DBT Reference No.</b>	<b>Total transactions</b>	<b>Amount (₹ in lakh)</b>
1	ALP	201801008	428	17.01
2	IGNOAPS	201802008	7,160	288.12
3	IGNDPS	201803008	722	28.98
4	UMWPS	201805008	81	2.50
5	IGNWPS	201806008	2,015	70.91
<b>Total</b>			<b>10,406</b>	<b>407.52</b>

## Appendix – XXI

(Ref : Paragraph 2.14 – Page No. 33)

**Ineligible disbursement of Old age pension at enhanced rate to beneficiaries before attaining the age of 75 years**

Sl. No.	Date of birth on	No. of Beneficiaries	No. of instances of ineligible payment at enhanced rate	No. of months, before attaining the age of 75	Excess Payment of SSP (₹ in lakh)
1	1st January of 1943, 1944 & 1945	1,40,606	1,92,881	1 to 5 months	829.78
2	After the date of 1st January of 1943, 1944 & 1945	20,344	22,616	1 to 27 months	181.09
<b>Total</b>		<b>1,60,950</b>	<b>2,15,497</b>		<b>1,010.87</b>

*(Information furnished by DBT Cell)*

Appendix – XXII

(Ref : Paragraph 2.15 – Page No. 34)

IGNWP and UMWP beneficiaries reported remarried but still retained as active beneficiaries

Sl. No.	District	Local Body	Pensioner ID	Pensioner Name	Penion Type	Status	Remarks of PACS	Status of disbursement	Batch in which remarried reported	Date of Birth
1	Ernakulam	Cochin	101690612156	Sabira Rasheed A	IGNWP	Active	Re-Married	Withheld	Dec-2018, Jan, Feb, Mar, April-2019	01/01/1969
2	Ernakulam	Cochin	101690613535	Bensy Shan	IGNWP	Active	Re-Married	Withheld	May_June_July_2019	01/01/1984
3	Ernakulam	Cochin	101690614610	Asha C.H	IGNWP	Active	Re-Married	Withheld	Dec-2018, Jan, Feb, Mar, April-2019	01/01/1980
4	Ernakulam	Cochin	101690615609	Fousi Koya	IGNWP	Active	Re-Married	Withheld	Dec-2018, Jan, Feb, Mar, April-2019	01/01/1988
5	Ernakulam	Cochin	101690615800	Sajeenath P.S	IGNWP	Active	Re-Married	Withheld	May_June_July_2019	01/01/1984
6	Thrissur	Thrissur	101700609985	Shani Chalakkal	IGNWP	Active	Re-Married	Withheld	May_June_July_2019	01/01/1993
7	Thrissur	Thrissur	101700610387	Raji E.M	IGNWP	Active	Re-Married	Withheld	May_June_July_2019	01/01/1991
8	Kozhikkode	Kozhikkode	101710616300	Fasilath	IGNWP	Active	Re-Married	Withheld	May_June_July_2019	01/01/1978
9	Kozhikkode	Kozhikkode	101710619436	Suma	IGNWP	Active	Re-Married	Withheld	May_June_July_2019	01/01/1967
10	Kozhikkode	Kozhikkode	101710620604	Latha K.	IGNWP	Active	Re-Married	Withheld	May_June_July_2019	01/01/1967
11	Kozhikkode	Kozhikkode	101710621157	Sheeba K.	IGNWP	Active	Re-Married	Withheld	Dec-2018, Jan, Feb, Mar, April-2019	01/01/1974
12	Kozhikkode	Kozhikkode	101710622423	Prasannakumari.A	IGNWP	Active	Re-Married	Withheld	May_June_July_2019	01/01/1968
13	Kozhikkode	Kozhikkode	101710623955	Savithri R	IGNWP	Active	Re-Married	Withheld	May_June_July_2019	01/01/1975
14	Thiruvananthapuram	Varkala	101720601921	Remya R	IGNWP	Active	Re-Married	Withheld	May_June_July_2019	01/01/1988
15	Kollam	Punaloor	101770601681	Lalitha	IGNWP	Active	Re-Married	Withheld	Dec-2018, Jan, Feb, Mar, April-2019	01/01/1984
16	Kollam	Punaloor	101770603544	Mimimol S	IGNWP	Active	Re-Married	Withheld	May_June_July_2019	20/05/1980
17	Ernakulam	Angamali	101930601153	Ambily Binoj	IGNWP	Active	Re-Married	Withheld	May_June_July_2019	30/05/1988
18	Ernakulam	Angamali	101930601418	Beena Jose	IGNWP	Active	Re-Married	Withheld	May_June_July_2019	01/01/1967
19	Thrissur	Guruvayoor	101990602243	Lalithambika	IGNWP	Active	Re-Married	Withheld	July-2019	26/07/1978

Sl. No.	District	Local Body	Pensioner ID	Pensioner Name	Penion Type	Status	Remarks of PACS	Status of disbursement	Batch in which remarried reported	Date of Birth
20	Thrissur	Chavakkad	102000601885	Sumitha P	IGNWP	Active	Re-Married	Withheld	May_June_July_2019	01/01/1977
21	Malappuram	Perinthalmanna	102090601330	Kunjamina	IGNWP	Active	Re-Married	Withheld	May_June_July_2019	01/01/1986
22	Malappuram	Perinthalmanna	102090601945	Fathimabi	IGNWP	Active	Re-Married	Withheld	May_June_July_2019	01/01/1972
23	Malappuram	Ponnani	102100602499	Sulaikha	IGNWP	Active	Re-Married	Withheld	August_September_2019	01/01/1977
24	Malappuram	Manjeri	102110601908	Bindhu	IGNWP	Active	Re-Married	Withheld	May_June_July_2019	01/01/1977
25	Malappuram	Manjeri	102110601981	Nadecrapariyath	IGNWP	Active	Re-Married	Withheld	October_November_2019	01/01/1982
26	Malappuram	Manjeri	102110602474	Rubeena	IGNWP	Active	Re-Married	Withheld	May_June_July_2019	01/01/1987
27	Malappuram	Manjeri	102110603237	Ayishabi	IGNWP	Active	Re-Married	Withheld	May_June_July_2019	01/01/1970
28	Malappuram	Manjeri	102110603386	Maimoona.P.K	IGNWP	Active	Re-Married	Withheld	October_November_2019	01/01/1981
29	Malappuram	Manjeri	102110603437	Habeeba	IGNWP	Active	Re-Married	Withheld	May_June_July_2019	01/01/1980
30	Malappuram	Manjeri	102110603446	Fzsmiya.P	IGNWP	Active	Re-Married	Withheld	May_June_July_2019	01/01/1985
31	Malappuram	Manjeri	102110603806	Khadeeja	IGNWP	Active	Re-Married	Withheld	May_June_July_2019	08/11/1973
32	Malappuram	Manjeri	102110604062	Jamsheena K	IGNWP	Active	Re-Married	Withheld	October_November_2019	01/01/1985
33	Malappuram	Manjeri	102110604151	Jameela	IGNWP	Active	Re-Married	Withheld	May_June_July_2019	01/01/1972
34	Malappuram	Malappuram	102130600338	Subaida K	IGNWP	Active	Re-Married	Withheld	May_June_July_2019	01/01/1974
35	Malappuram	Malappuram	102130600705	Ramlachathanchira	IGNWP	Active	Re-Married	Withheld	May_June_July_2019	01/01/1976
36	Malappuram	Malappuram	102130601616	Khadeejamanathal akkal	IGNWP	Active	Re-Married	Withheld	May_June_July_2019	01/01/1972
37	Malappuram	Malappuram	102130601637	Jamsheeda	IGNWP	Active	Re-Married	Withheld	May_June_July_2019	01/01/1989
38	Kannur	Mattannur	102170602083	Noufeena P	IGNWP	Active	Re-Married	Withheld	Dec-2018, Jan, Feb, Mar, April-2019	01/01/1991
39	Kannur	Mattannur	102170602132	Veena P V	IGNWP	Active	Re-Married	Withheld	Dec-2018, Jan, Feb, Mar, April-2019	01/01/1980
40	Thiruvananthapuram	Peringammala	102530600157	Sudha R.	IGNWP	Active	Re-Married	Withheld	Dec-2018, Jan, Feb, Mar, April-2019	01/01/1963
41	Thiruvananthapuram	Peringammala	102530601636	Mallika	IGNWP	Active	Re-Married	Withheld	Dec-2018, Jan, Feb, Mar, April-2019	01/01/1980
42	Thiruvananthapuram	Andoorkonam	102680601148	Safeela S	IGNWP	Active	Re-Married	Withheld	May_June_July_2019	01/01/1984

Report on Direct Benefit Transfer of Social Security Pension Schemes

Sl. No.	District	Local Body	Pensioner ID	Pensioner Name	Penion Type	Status	Remarks of PACS	Status of disbursement	Batch in which remarried reported	Date of Birth
43	Thiruvananthapuram	Mangalapuram	102710601960	Priya S	IGNWP	Active	Re-Married	Withheld	May_June_July_2019	01/01/1986
44	Thiruvananthapuram	Malayinkeezh	102790601602	Hima V.R	IGNWP	Active	Re-Married	Withheld	October_November_2019	01/01/1988
45	Thiruvananthapuram	Kottukal	102940601400	Pushpam.R	IGNWP	Active	Re-Married	Withheld	May_June_July_2019	17/06/1981
46	Thiruvananthapuram	Kulathoor	102990601198	Shyni	IGNWP	Active	Re-Married	Withheld	May_June_July_2019	14/05/1990
47	Thiruvananthapuram	Parassala	103000602160	Shiny.P	IGNWP	Active	Re-Married	Withheld	May_June_July_2019	01/01/1987
48	Thiruvananthapuram	Parassala	103000602448	Seema	IGNWP	Active	Re-Married	Withheld	May_June_July_2019	01/01/1986
49	Kollam	Kulasekharapuram	103040601076	Vathsala	IGNWP	Active	Re-Married	Withheld	May_June_July_2019	01/01/1964
50	Kollam	Clappana	103050600971	Anitha	IGNWP	Active	Re-Married	Withheld	Dec-2018, Jan, Feb, Mar, April-2019	01/01/1979
51	Kollam	Thazhava	103060601602	Sheela	IGNWP	Active	Re-Married	Withheld	May_June_July_2019	01/01/1975
52	Kollam	Thazhava	103060601700	Suni	IGNWP	Active	Re-Married	Withheld	May_June_July_2019	01/01/1975
53	Kollam	Mynagappally	103070601202	Sreedevi	IGNWP	Active	Re-Married	Withheld	Dec-2018, Jan, Feb, Mar, April-2019	01/01/1979
54	Kollam	Kulakkada	103210601226	Radhika	IGNWP	Active	Re-Married	Withheld	May_June_July_2019	01/01/1986
55	Kollam	Veliyam	103370600302	Nirmala	IGNWP	Active	Re-Married	Withheld	May_June_July_2019	25/06/1966
56	Kollam	Veliyam	103370601407	Sreedevi	IGNWP	Active	Re-Married	Withheld	October_November_2019	01/01/1981
57	Kollam	Pooyappally	103380601288	Preetha Kumari P K	IGNWP	Active	Re-Married	Withheld	May_June_July_2019	28/04/1979
58	Kollam	Kundara	103440601021	Anila.A	IGNWP	Active	Re-Married	Withheld	May_June_July_2019	01/01/1983
59	Kollam	Thrikkaruva	103550601227	Anooja Beegam	IGNWP	Active	Re-Married	Withheld	May_June_July_2019	07/09/1988
60	Kollam	Thrikkovilvattom	103570601901	Ajitha	IGNWP	Active	Re-Married	Withheld	Dec-2018, Jan, Feb, Mar, April-2019	01/01/1987
61	Kollam	Thrikkovilvattom	103570602921	Sudha	IGNWP	Active	Re-Married	Withheld	Dec-2018, Jan, Feb, Mar, April-2019	01/01/1985
62	Kollam	Thrikkovilvattom	103570603106	Vineetha.A	IGNWP	Active	Re-Married	Withheld	May_June_July_2019	01/01/1991
63	Kollam	Thrikkovilvattom	103570603238	Maya.K	IGNWP	Active	Re-Married	Withheld	May_June_July_2019	01/01/1990
64	Kollam	Poothakkulam	103600600450	Sheelakumari	IGNWP	Active	Re-Married	Withheld	May_June_July_2019	01/01/1973
65	Kollam	Poothakkulam	103600601213	Sukumari	IGNWP	Active	Re-Married	Withheld	October_November_2019	01/01/1978
66	Kollam	Chithara	103650603404	Prathibha.P	IGNWP	Active	Re-Married	Withheld	May_June_July_2019	01/11/1983



Sl. No.	District	Local Body	Pensioner ID	Pensioner Name	Penion Type	Status	Remarks of PACS	Status of disbursement	Batch in which remarried reported	Date of Birth
67	Kollam	Kadakkal	103660601528	Shylabeevi	IGNWP	Active	Re-Married	Withheld	May_June_July_2019	01/01/1970
68	Kollam	Kadakkal	103660601914	Semeena	IGNWP	Active	Re-Married	Withheld	May_June_July_2019	01/01/1975
69	Kollam	Kadakkal	103660602126	Ambika	IGNWP	Active	Re-Married	Withheld	May_June_July_2019	01/01/1977
70	Pathanamthitta	Kalanjoor	104200601470	Mimi	IGNWP	Active	Re-Married	Withheld	Dec-2018, Jan, Feb, Mar, April-2019	01/01/1974
71	Pathanamthitta	Kodumon	104210601269	Girija.B	IGNWP	Active	Re-Married	Withheld	May_June_July_2019	02/04/1976
72	Alappuzha	Chennampallipuram	104270600801	Mariya	IGNWP	Active	Re-Married	Withheld	May_June_July_2019	08/07/1970
73	Alappuzha	Panavally	104280600727	Seenathu	IGNWP	Active	Re-Married	Withheld	May_June_July_2019	01/01/1973
74	Alappuzha	Thanneermukkam	104410601076	Geethu	IGNWP	Active	Re-Married	Withheld	May_June_July_2019	01/01/1988
75	Alappuzha	Purakkad	104470600626	Liji L	IGNWP	Active	Re-Married	Withheld	May_June_July_2019	01/01/1981
76	Alappuzha	Purakkad	104470600759	Shainymol	IGNWP	Active	Re-Married	Withheld	May_June_July_2019	01/01/1987
77	Alappuzha	Kavalam	104610600375	Rosammakuruvila	IGNWP	Active	Re-Married	Withheld	May_June_July_2019	01/01/1980
78	Alappuzha	Ala	104670600553	Akhila Yesodaran	IGNWP	Active	Re-Married	Withheld	May_June_July_2019	01/01/1991
79	Alappuzha	Pallipad	104790600741	Ajithagnair	IGNWP	Active	Re-Married	Withheld	May_June_July_2019	01/01/1975
80	Alappuzha	Chettikulangara	104830600843	Subhasumesh	IGNWP	Active	Re-Married	Withheld	May_June_July_2019	06/10/1982
81	Alappuzha	Chettikulangara	104830601624	Smitha	IGNWP	Active	Re-Married	Withheld	May_June_July_2019	01/01/1983
82	Alappuzha	Chettikulangara	104830601748	Bindhu Bhaskaran	IGNWP	Active	Re-Married	Withheld	May_June_July_2019	01/01/1981
83	Alappuzha	Pathiyoor	104920600753	S.Minimol	IGNWP	Active	Re-Married	Withheld	May_June_July_2019	01/01/1970
84	Alappuzha	Pathiyoor	104920600832	Kochambili.O	IGNWP	Active	Re-Married	Withheld	May_June_July_2019	01/01/1981
85	Alappuzha	Krishnapuram	104970600393	Sumayya	IGNWP	Active	Re-Married	Withheld	Dec-2018, Jan, Feb, Mar, April-2019	01/01/1982
86	Alappuzha	Krishnapuram	104970600892	Beena	IGNWP	Active	Re-Married	Withheld	May_June_July_2019	01/01/1981
87	Kottayam	Kanakkari	105200600584	Anu A	IGNWP	Active	Re-Married	Withheld	May_June_July_2019	14/04/1986
88	Kottayam	Panachikkad	105510600976	Rema	IGNWP	Active	Re-Married	Withheld	May_June_July_2019	01/01/1969
89	Kottayam	Vakathanam	105600600946	Suma Bhaskaran	IGNWP	Active	Re-Married	Withheld	October_November_2019	01/01/1963
90	Ermakulam	Kottuvally	106250601566	Suhara. P.M	IGNWP	Active	Re-Married	Withheld	Dec-2018, Jan, Feb, Mar, April-2019	01/01/1973

Report on Direct Benefit Transfer of Social Security Pension Schemes

Sl. No.	District	Local Body	Pensioner ID	Pensioner Name	Pension Type	Status	Remarks of PACS	Status of disbursement	Batch in which remarried reported	Date of Birth
91	Ernakulam	Alangad	106310600459	Shanthy.K.S.	IGNW/P	Active	Re-Married	Withheld	May_June_July_2019	06/08/1965
92	Ernakulam	Cheranallur	106560600702	Vrinda K.J	IGNW/P	Active	Re-Married	Withheld	May_June_July_2019	01/01/1980
93	Ernakulam	Nayarambalam	106600611228	Mini	IGNW/P	Active	Re-Married	Withheld	May_June_July_2019	01/01/1973
94	Ernakulam	Pallipuram	106630601464	Deepa Vinod	IGNW/P	Active	Re-Married	Withheld	May_June_July_2019	01/01/1983
95	Ernakulam	Pallipuram	106630602605	Jenny	IGNW/P	Active	Re-Married	Withheld	October_November_2019	31/05/1982
96	Ernakulam	Paingottur	106810600436	Omana Surendran	IGNW/P	Active	Re-Married	Withheld	May_June_July_2019	01/01/1973
97	Ernakulam	Nellikuzhi	106820601416	Nachi	IGNW/P	Active	Re-Married	Withheld	Dec-2018, Jan, Feb, Mar, April-2019	01/01/1963
98	Ernakulam	Paipra	107070601399	Raihanath	IGNW/P	Active	Re-Married	Withheld	May_June_July_2019	01/01/1976
99	Thrissur	Desamangalam	107250600298	Sukkainath	IGNW/P	Active	Re-Married	Withheld	May_June_July_2019	01/01/1977
100	Thrissur	Desamangalam	107250601051	Sindhu	IGNW/P	Active	Re-Married	Withheld	May_June_July_2019	30/05/1990
101	Thrissur	Desamangalam	107250601439	Jameela P	IGNW/P	Active	Re-Married	Withheld	May_June_July_2019	10/03/1983
102	Thrissur	Wadakanchery	107330601136	Saraswathy T.R	IGNW/P	Active	Re-Married	Withheld	Dec-2018, Jan, Feb, Mar, April-2019	26/01/1979
103	Thrissur	Wadakanchery	107330601276	Nebeesa T.M	IGNW/P	Active	Re-Married	Withheld	Dec-2018, Jan, Feb, Mar, April-2019	14/04/1963
104	Thrissur	Wadakanchery	107330601396	Stella P.J	IGNW/P	Active	Re-Married	Withheld	Dec-2018, Jan, Feb, Mar, April-2019	13/02/1969
105	Thrissur	Wadakanchery	107330601640	Suni K.A	IGNW/P	Active	Re-Married	Withheld	May_June_July_2019	01/01/1987
106	Thrissur	Thiruvilwamala	107390600639	Ponnamma	IGNW/P	Active	Re-Married	Withheld	May_June_July_2019	01/01/1977
107	Thrissur	Thiruvilwamala	107390601093	Vijayalakshmi	IGNW/P	Active	Re-Married	Withheld	May_June_July_2019	01/01/1984
108	Thrissur	Thiruvilwamala	107390601461	Sabitha R	IGNW/P	Active	Re-Married	Withheld	Dec-2018, Jan, Feb, Mar, April-2019	01/01/1989
109	Thrissur	Avanur	107470600849	Reneesha	IGNW/P	Active	Re-Married	Withheld	May_June_July_2019	01/01/1993
110	Thrissur	Karalam	107750600738	Jibitha	IGNW/P	Active	Re-Married	Withheld	October_November_2019	20/05/1992
111	Thrissur	Parappukkara	107780601130	Girija Subramuniyan	IGNW/P	Active	Re-Married	Withheld	May_June_July_2019	01/01/1966
112	Thrissur	Edavilangu	107900600946	Ramla	IGNW/P	Active	Re-Married	Withheld	May_June_July_2019	01/01/1982
113	Palakkad	Kappur	108060600230	Rukkiya	IGNW/P	Active	Re-Married	Withheld	May_June_July_2019	01/01/1978

Sl. No.	District	Local Body	Pensioner ID	Pensioner Name	Penion Type	Status	Remarks of PACS	Status of disbursement	Batch in which remarried reported	Date of Birth
114	Palakkad	Thrithala	108100600123	Mariya	IGNW/P	Active	Re-Married	Withheld	May_June_July_2019	01/01/1965
115	Palakkad	Koppam	108110601075	Radhamani..A.P.	IGNW/P	Active	Re-Married	Withheld	May_June_July_2019	01/12/1975
116	Palakkad	Muthuthala	108130601150	Jameela M K	IGNW/P	Active	Re-Married	Withheld	May_June_July_2019	01/01/1970
117	Palakkad	Nellaya	108140601258	Bushara.O.K	IGNW/P	Active	Re-Married	Withheld	October_November_2019	01/01/1979
118	Palakkad	Ongallur	1081506000819	Fathimmathsuhara	IGNW/P	Active	Re-Married	Withheld	May_June_July_2019	01/01/1969
119	Palakkad	Ongallur	108150601154	Amina	IGNW/P	Active	Re-Married	Withheld	May_June_July_2019	05/05/1985
120	Palakkad	Pattambi	108160601010	Mariyakutty.K.P.	IGNW/P	Active	Re-Married	Withheld	May_June_July_2019	01/01/1968
121	Palakkad	Paruthur	1081706000699	Sulaikha	IGNW/P	Active	Re-Married	Withheld	May_June_July_2019	01/01/1970
122	Palakkad	Paruthur	1081706000842	Safiya Kv	IGNW/P	Active	Re-Married	Withheld	May_June_July_2019	01/01/1980
123	Palakkad	Paruthur	1081706000943	Geetha	IGNW/P	Active	Re-Married	Withheld	Dec-2018, Jan, Feb, Mar, April-2019	01/01/1973
124	Palakkad	Paruthur	108170601026	Haseena.Pt	IGNW/P	Active	Re-Married	Withheld	May_June_July_2019	01/01/1980
125	Palakkad	Paruthur	108170601094	Radha P P	IGNW/P	Active	Re-Married	Withheld	Dec-2018, Jan, Feb, Mar, April-2019	01/01/1979
126	Palakkad	Paruthur	108170601113	Ayisha U	IGNW/P	Active	Re-Married	Withheld	May_June_July_2019	01/01/1972
127	Palakkad	Vilayur	1082006000927	Aisha	IGNW/P	Active	Re-Married	Withheld	May_June_July_2019	01/01/1972
128	Palakkad	Ambalapara	108210601466	Prameela	IGNW/P	Active	Re-Married	Withheld	August_September_2019	01/01/1975
129	Palakkad	Ambalapara	108210601814	Omana.K	IGNW/P	Active	Re-Married	Withheld	May_June_July_2019	01/01/1978
130	Palakkad	Cherpulassery	1082606000213	Sreeja(Leela)	IGNW/P	Active	Re-Married	Withheld	May_June_July_2019	01/01/1971
131	Palakkad	Karimpuzha	108280601162	Sarafunneesa	IGNW/P	Active	Re-Married	Withheld	May_June_July_2019	01/01/1984
132	Palakkad	Alanallur	108330601229	Rajitha	IGNW/P	Active	Re-Married	Withheld	May_June_July_2019	14/07/1987
133	Palakkad	Karakurissi	108340601073	Fathima C	IGNW/P	Active	Re-Married	Withheld	May_June_July_2019	01/01/1982
134	Palakkad	Karimba	108350601074	Vaheeda	IGNW/P	Active	Re-Married	Withheld	May_June_July_2019	01/01/1986
135	Palakkad	Kottappadam	108360601190	Kadeeja	IGNW/P	Active	Re-Married	Withheld	August_September_2019	01/01/1987
136	Palakkad	Kottappadam	108360601775	Athikka.K	IGNW/P	Active	Re-Married	Withheld	May_June_July_2019	06/05/1980
137	Palakkad	Agali	108420601321	Swapna	IGNW/P	Active	Re-Married	Withheld	Dec-2018, Jan, Feb, Mar, April-2019	01/01/1984
138	Palakkad	Kongad	108470601358	Lakshmidevi	IGNW/P	Active	Re-Married	Withheld	May_June_July_2019	01/01/1978

Report on Direct Benefit Transfer of Social Security Pension Schemes

Sl. No.	District	Local Body	Pensioner ID	Pensioner Name	Pension Type	Status	Remarks of PACS	Status of disbursement	Batch in which remarried reported	Date of Birth
139	Palakkad	Mundur	108500601030	Thankam	IGNWP	Active	Re-Married	Withheld	May_June_July_2019	01/01/1967
140	Palakkad	Thenkurissi	108580600903	Parvathi	IGNWP	Active	Re-Married	Withheld	May_June_July_2019	01/01/1979
141	Palakkad	Perumatty	108640600986	Praseetha	IGNWP	Active	Re-Married	Withheld	May_June_July_2019	10/05/1987
142	Palakkad	Muthalamada	108680602212	Chithrakala W/Omayavan(Late)	IGNWP	Active	Re-Married	Withheld	May_June_July_2019	01/01/1987
143	Palakkad	Ayiloor	108710601248	Krishna Priya	IGNWP	Active	Re-Married	Withheld	May_June_July_2019	01/01/1983
144	Palakkad	Nemmara	108760601360	Sajitha.C	IGNWP	Active	Re-Married	Withheld	May_June_July_2019	10/06/1983
145	Palakkad	Nemmara	108760601570	Snehaja	IGNWP	Active	Re-Married	Withheld	May_June_July_2019	01/01/1981
146	Palakkad	Kavassery	108790601039	Badharuneesa	IGNWP	Active	Re-Married	Withheld	May_June_July_2019	01/01/1970
147	Palakkad	Kavassery	108790601285	Ambujam.T	IGNWP	Active	Re-Married	Withheld	May_June_July_2019	01/01/1963
148	Palakkad	Kizhakkancherry	108800601134	Sathyabhama Kunju	IGNWP	Active	Re-Married	Withheld	August_September_2019	01/01/1971
149	Palakkad	Kizhakkancherry	108800601297	Arifa	IGNWP	Active	Re-Married	Withheld	May_June_July_2019	01/01/1974
150	Palakkad	Kizhakkancherry	108800601820	Lekha	IGNWP	Active	Re-Married	Withheld	May_June_July_2019	01/01/1990
151	Palakkad	Puducode	108810600759	Vinitha.N	IGNWP	Active	Re-Married	Withheld	Dec-2018, Jan, Feb, Mar, April-2019	01/01/1988
152	Palakkad	Tarur	108820600921	Praseetha	IGNWP	Active	Re-Married	Withheld	May_June_July_2019	01/01/1993
153	Palakkad	Vadakkancheri	108840600742	Rosili	IGNWP	Active	Re-Married	Withheld	Dec-2018, Jan, Feb, Mar, April-2019	01/01/1966
154	Palakkad	Puduppariyaram	108890601602	Fathima A M	IGNWP	Active	Re-Married	Withheld	October_November_2019	01/01/1984
155	Palakkad	Pudusseri	108910602395	Vijitha C	IGNWP	Active	Re-Married	Withheld	October_November_2019	01/01/1986
156	Malappuram	Amarambalam	108950601210	Ummachu	IGNWP	Active	Re-Married	Withheld	October_November_2019	01/01/1964
157	Malappuram	Amarambalam	108950601287	Devayani	IGNWP	Active	Re-Married	Withheld	Dec-2018, Jan, Feb, Mar, April-2019	01/01/1966
158	Malappuram	Chungathara	108970601597	Maimoonath	IGNWP	Active	Re-Married	Withheld	May_June_July_2019	01/01/1962
159	Malappuram	Chungathara	108970601647	Shifna P.A	IGNWP	Active	Re-Married	Withheld	May_June_July_2019	01/01/1987
160	Malappuram	Chungathara	108970601737	Subeera	IGNWP	Active	Re-Married	Withheld	May_June_July_2019	01/01/1982
161	Malappuram	Chungathara	108970601853	Ramlath K	IGNWP	Active	Re-Married	Withheld	May_June_July_2019	01/01/1983

Sl. No.	District	Local Body	Pensioner ID	Pensioner Name	Penion Type	Status	Remarks of PACS	Status of disbursement	Batch in which remarried reported	Date of Birth
162	Malappuram	Moothedam	108990600466	Saritha	IGNW/P	Active	Re-Married	Withheld	May_June_July_2019	01/01/1988
163	Malappuram	Moothedam	108990600812	Amina	IGNW/P	Active	Re-Married	Withheld	May_June_July_2019	05/11/1969
164	Malappuram	Moothedam	108990601066	Rubeena	IGNW/P	Active	Re-Married	Withheld	May_June_July_2019	06/01/1982
165	Malappuram	Moothedam	108990601096	Jameela	IGNW/P	Active	Re-Married	Withheld	May_June_July_2019	01/01/1972
166	Malappuram	Vazhikkadavu	109000600787	Subaida	IGNW/P	Active	Re-Married	Withheld	May_June_July_2019	01/01/1971
167	Malappuram	Vazhikkadavu	109000601049	Phathima	IGNW/P	Active	Re-Married	Withheld	May_June_July_2019	01/01/1965
168	Malappuram	Vazhikkadavu	109000602058	Amina	IGNW/P	Active	Re-Married	Withheld	May_June_July_2019	01/01/1984
169	Malappuram	Chokkad	109040600351	Anitha. N	IGNW/P	Active	Re-Married	Withheld	Dec-2018, Jan, Feb, Mar, April-2019	01/01/1972
170	Malappuram	Mampad	109050601129	Shobana	IGNW/P	Active	Re-Married	Withheld	May_June_July_2019	16/05/1979
171	Malappuram	Mampad	109050601256	Pathumma	IGNW/P	Active	Re-Married	Withheld	May_June_July_2019	01/01/1968
172	Malappuram	Mampad	109050601308	Ramlathu	IGNW/P	Active	Re-Married	Withheld	May_June_July_2019	23/03/1963
173	Malappuram	Mampad	109050601447	Rubeena	IGNW/P	Active	Re-Married	Withheld	May_June_July_2019	01/01/1988
174	Malappuram	Mampad	109050601551	Haseena.P Parengal Naduvakkad Mampad	IGNW/P	Active	Re-Married	Withheld	May_June_July_2019	01/01/1981
175	Malappuram	Mampad	109050601688	Rubeena	IGNW/P	Active	Re-Married	Withheld	May_June_July_2019	01/01/1986
176	Malappuram	Karuvarakundu	109060601218	Lailkhamar	IGNW/P	Active	Re-Married	Withheld	May_June_July_2019	01/01/1975
177	Malappuram	Karuvarakundu	109060601700	Sharada T.P	IGNW/P	Active	Re-Married	Withheld	Dec-2018, Jan, Feb, Mar, April-2019	01/01/1980
178	Malappuram	Karuvarakundu	109060601777	Sarojini	IGNW/P	Active	Re-Married	Withheld	May_June_July_2019	01/01/1975
179	Malappuram	Karuvarakundu	109060601876	Safiya	IGNW/P	Active	Re-Married	Withheld	Dec-2018, Jan, Feb, Mar, April-2019	01/01/1979
180	Malappuram	Pandikkad	109070600361	Pathumma	IGNW/P	Active	Re-Married	Withheld	May_June_July_2019	01/01/1965
181	Malappuram	Pandikkad	109070601047	Subaitha Uchappalli	IGNW/P	Active	Re-Married	Withheld	May_June_July_2019	18/04/1963
182	Malappuram	Pandikkad	109070601589	Kadheeja	IGNW/P	Active	Re-Married	Withheld	May_June_July_2019	01/01/1975
183	Malappuram	Pandikkad	109070601681	Fathimabeevi. A	IGNW/P	Active	Re-Married	Withheld	May_June_July_2019	01/01/1983

Report on Direct Benefit Transfer of Social Security Pension Schemes

Sl. No.	District	Local Body	Pensioner ID	Pensioner Name	Penion Type	Status	Remarks of PACS	Status of disbursement	Batch in which remarried reported	Date of Birth
184	Malappuram	Pandikkad	109070601768	Kadeeja M.M	IGNWP	Active	Re-Married	Withheld	Dec-2018, Jan, Feb, Mar, April-2019	01/01/1973
185	Malappuram	Pandikkad	109070601843	Ayisha	IGNWP	Active	Re-Married	Withheld	May_June_July_2019	01/01/1982
186	Malappuram	Pandikkad	109070602260	Rukkya.M	IGNWP	Active	Re-Married	Withheld	May_June_July_2019	01/01/1963
187	Malappuram	Pandikkad	109070602388	Umaiba	IGNWP	Active	Re-Married	Withheld	May_June_July_2019	01/01/1985
188	Malappuram	Edavanna	109080600494	Sakkeena. Alangadam	IGNWP	Active	Re-Married	Withheld	May_June_July_2019	01/01/1979
189	Malappuram	Edavanna	109080601314	Nafeesa M. K.	IGNWP	Active	Re-Married	Withheld	May_June_July_2019	01/01/1971
190	Malappuram	Edavanna	109080601319	Rafeeath Vp	IGNWP	Active	Re-Married	Withheld	May_June_July_2019	15/04/1986
191	Malappuram	Edavanna	109080601388	Haseena.K.V	IGNWP	Active	Re-Married	Withheld	May_June_July_2019	01/01/1984
192	Malappuram	Edavanna	109080601590	Amina	IGNWP	Active	Re-Married	Withheld	May_June_July_2019	01/01/1978
193	Malappuram	Thuvvur	109120600786	Saleena	IGNWP	Active	Re-Married	Withheld	May_June_July_2019	01/01/1970
194	Malappuram	Wandoor	109130602103	Shamla	IGNWP	Active	Re-Married	Withheld	May_June_July_2019	01/01/1990
195	Malappuram	Pallical	109180600156	Abida	IGNWP	Active	Re-Married	Withheld	May_June_July_2019	01/01/1979
196	Malappuram	Pallical	109180601331	Naseera	IGNWP	Active	Re-Married	Withheld	May_June_July_2019	01/01/1987
197	Malappuram	Vazhayur	109190600156	Sreedevi V P	IGNWP	Active	Re-Married	Withheld	Dec-2018, Jan, Feb, Mar, April-2019	01/01/1963
198	Malappuram	Vazhayur	109190600234	Asiya M C	IGNWP	Active	Re-Married	Withheld	May_June_July_2019	01/01/1962
199	Malappuram	Vazhayur	109190600358	Subaida P	IGNWP	Active	Re-Married	Withheld	May_June_July_2019	01/01/1970
200	Malappuram	Vazhayur	109190600489	Sajitha.C	IGNWP	Active	Re-Married	Withheld	May_June_July_2019	01/01/1972
201	Malappuram	Vazhayur	109190600881	Suharabi.K.T	IGNWP	Active	Re-Married	Withheld	May_June_July_2019	01/04/1981
202	Malappuram	Vazhayur	109190600886	Naseera.	IGNWP	Active	Re-Married	Withheld	May_June_July_2019	18/10/1979
203	Malappuram	Vazhayur	109190600961	Sajira.A	IGNWP	Active	Re-Married	Withheld	Dec-2018, Jan, Feb, Mar, April-2019	30/05/1980
204	Malappuram	Vazhayur	109190601031	Khadeeja.C	IGNWP	Active	Re-Married	Withheld	May_June_July_2019	03/04/1973
205	Malappuram	Pulikkal	109210600274	Perumbilai Chenneeri Subaida	IGNWP	Active	Re-Married	Withheld	May_June_July_2019	01/01/1963
206	Malappuram	Pulikkal	109210601624	Silsalath A V	IGNWP	Active	Re-Married	Withheld	May_June_July_2019	05/08/1990

Sl. No.	District	Local Body	Pensioner ID	Pensioner Name	Penion Type	Status	Remarks of PACS	Status of disbursement	Batch in which remarried reported	Date of Birth
207	Malappuram	Pulpattia	109250600689	Rajeena.P	IGNW/P	Active	Re-Married	Withheld	May_June_July_2019	12/02/1981
208	Malappuram	Pulpattia	109250601199	Subaida P	IGNW/P	Active	Re-Married	Withheld	May_June_July_2019	12/03/1987
209	Malappuram	Pulpattia	109250601263	Sakkeena P K	IGNW/P	Active	Re-Married	Withheld	May_June_July_2019	05/05/1988
210	Malappuram	Kuzhimanna	109270600745	Kadeeja Paloli	IGNW/P	Active	Re-Married	Withheld	Dec-2018, Jan, Feb, Mar, April-2019	01/01/1968
211	Malappuram	Areacode	109280600984	Praseena K	IGNW/P	Active	Re-Married	Withheld	May_June_July_2019	01/01/1974
212	Malappuram	Anakkayam	109300601423	Soudath K	IGNW/P	Active	Re-Married	Withheld	Dec-2018, Jan, Feb, Mar, April-2019	01/01/1975
213	Malappuram	Morayur	109310601011	Faseela K	IGNW/P	Active	Re-Married	Withheld	October_November_2019	01/01/1988
214	Malappuram	Aliparamba	109350600799	Sulataika.P.K	IGNW/P	Active	Re-Married	Withheld	May_June_July_2019	01/01/1970
215	Malappuram	Aliparamba	109350601455	Kadeeja, V.P	IGNW/P	Active	Re-Married	Withheld	May_June_July_2019	01/01/1984
216	Malappuram	Aliparamba	109350601944	Jamsheera	IGNW/P	Active	Re-Married	Withheld	May_June_July_2019	01/01/1989
217	Malappuram	Aliparamba	109350602030	Ramseena.T.K	IGNW/P	Active	Re-Married	Withheld	October_November_2019	31/03/1987
218	Malappuram	Edappatta	109360600203	Ayisha	IGNW/P	Active	Re-Married	Withheld	May_June_July_2019	01/01/1973
219	Malappuram	Melattur	109380600682	Ummusalma	IGNW/P	Active	Re-Married	Withheld	Dec-2018, Jan, Feb, Mar, April-2019	01/01/1976
220	Malappuram	Thazhekcode	109400601305	Sulataika	IGNW/P	Active	Re-Married	Withheld	May_June_July_2019	01/01/1977
221	Malappuram	Vettathur	109410601149	Suhara A	IGNW/P	Active	Re-Married	Withheld	May_June_July_2019	01/01/1979
222	Malappuram	Moorkkanad	109460601790	Rasiya.K	IGNW/P	Active	Re-Married	Withheld	October_November_2019	01/01/1988
223	Malappuram	Koottilangadi	109470600451	Safiya	IGNW/P	Active	Re-Married	Withheld	Dec-2018, Jan, Feb, Mar, April-2019	01/01/1974
224	Malappuram	Angadipuram	109500602149	Rahiyanaath	IGNW/P	Active	Re-Married	Withheld	May_June_July_2019	01/01/1977
225	Malappuram	Athavanad	109510600993	Maimoona	IGNW/P	Active	Re-Married	Withheld	May_June_July_2019	01/01/1978
226	Malappuram	Athavanad	109510601082	Amina	IGNW/P	Active	Re-Married	Withheld	May_June_July_2019	01/01/1981
227	Malappuram	Edayoor	109520601274	Ramlath	IGNW/P	Active	Re-Married	Withheld	May_June_July_2019	01/01/1977
228	Malappuram	Edayoor	109520601445	Khadeeja	IGNW/P	Active	Re-Married	Withheld	May_June_July_2019	01/01/1983
229	Malappuram	Edayoor	109520601474	Shereefa Cherichiyil	IGNW/P	Active	Re-Married	Withheld	May_June_July_2019	01/01/1981

Report on Direct Benefit Transfer of Social Security Pension Schemes

Sl. No.	District	Local Body	Pensioner ID	Pensioner Name	Pension Type	Status	Remarks of PACS	Status of disbursement	Batch in which remarried reported	Date of Birth
230	Malappuram	Edayoor	109520601476	Pushpa	IGNWP	Active	Re-Married	Withheld	May_June_July_2019	01/01/1984
231	Malappuram	Edayoor	109520601504	Sajitha	IGNWP	Active	Re-Married	Withheld	May_June_July_2019	01/01/1988
232	Malappuram	Edayoor	109520601566	Ayisha Beevi V T S	IGNWP	Active	Re-Married	Withheld	June_July_2019	01/01/1983
233	Malappuram	Marakkara	109540600841	Nafeesa.E	IGNWP	Active	Re-Married	Withheld	May_June_July_2019	01/01/1972
234	Malappuram	Marakkara	109540600914	Iyyathummu	IGNWP	Active	Re-Married	Withheld	May_June_July_2019	01/01/1981
235	Malappuram	Valanchery	109560600908	Fathimasuhara.T	IGNWP	Active	Re-Married	Withheld	May_June_July_2019	01/01/1977
236	Malappuram	Abdul Rahiman Nagar	109570600699	Suhra Chukkan	IGNWP	Active	Re-Married	Withheld	May_June_July_2019	01/01/1976
237	Malappuram	Abdul Rahiman Nagar	109570600782	Sakeena K	IGNWP	Active	Re-Married	Withheld	May_June_July_2019	01/01/1980
238	Malappuram	Abdul Rahiman Nagar	109570600851	Sainaba Kongasserri	IGNWP	Active	Re-Married	Withheld	May_June_July_2019	01/01/1987
239	Malappuram	Abdul Rahiman Nagar	109570600905	Sameera Karuvankunman	IGNWP	Active	Re-Married	Withheld	May_June_July_2019	01/01/1983
240	Malappuram	Edarikode	109580600095	Asya	IGNWP	Active	Re-Married	Withheld	May_June_July_2019	01/01/1963
241	Malappuram	Edarikode	109580600582	Sainaba P	IGNWP	Active	Re-Married	Withheld	Dec-2018,Jan, Feb,Mar, April-2019	01/01/1974
242	Malappuram	Othukkungal	109590601224	Mariyamu M P	IGNWP	Active	Re-Married	Withheld	October_November_2019	01/01/1975
243	Malappuram	Vengara	109620601721	Bushra Moottaparamban	IGNWP	Active	Re-Married	Withheld	May_June_July_2019	01/01/1982
244	Malappuram	Kannamangalam	109630600849	Sabira	IGNWP	Active	Re-Married	Withheld	May_June_July_2019	01/01/1979
245	Malappuram	Vallikkunnu	109670601052	Maimmoona	IGNWP	Active	Re-Married	Withheld	May_June_July_2019	18/10/1983
246	Malappuram	Moonniyur	109680601576	Safiya Mattathur	IGNWP	Active	Re-Married	Withheld	Dec-2018, Jan, Feb, Mar, April-2019	01/01/1978
247	Malappuram	Nannabra	109690601198	Sulaikha	IGNWP	Active	Re-Married	Withheld	August_September_2019	01/01/1966
248	Malappuram	Peruvallur	109700601117	Bushra.Pc	IGNWP	Active	Re-Married	Withheld	May_June_July_2019	01/01/1981
249	Malappuram	Cheriyamundam	109710600861	Sulaikha	IGNWP	Active	Re-Married	Withheld	May_June_July_2019	01/01/1979
250	Malappuram	Kalpakancheri	109720600382	Khirunnisa	IGNWP	Active	Re-Married	Withheld	May_June_July_2019	01/01/1980
251	Malappuram	Kalpakancheri	109720600575	Fathimathusuhara	IGNWP	Active	Re-Married	Withheld	May_June_July_2019	01/01/1987



Sl. No.	District	Local Body	Pensioner ID	Pensioner Name	Pension Type	Status	Remarks of PACS	Status of disbursement	Batch in which remarried reported	Date of Birth
252	Malappuram	Kalpakancheri	109720600674	Nafeesa	IGNWP	Active	Re-Married	Withheld	May_June_July_2019	01/01/1968
253	Malappuram	Kalpakancheri	109720600844	Kadeeja	IGNWP	Active	Re-Married	Withheld	May_June_July_2019	01/01/1981
254	Malappuram	Kalpakancheri	109720600932	Pathummakkutty	IGNWP	Active	Re-Married	Withheld	May_June_July_2019	04/08/1971
255	Malappuram	Kalpakancheri	109720600968	Hajara	IGNWP	Active	Re-Married	Withheld	May_June_July_2019	01/01/1964
256	Malappuram	Ozhur	109730601412	Fathimakutty	IGNWP	Active	Re-Married	Withheld	May_June_July_2019	01/01/1983
257	Malappuram	Ozhur	109730601418	Safiya	IGNWP	Active	Re-Married	Withheld	Dec-2018, Jan, Feb, Mar, April-2019	01/01/1978
258	Malappuram	Valavannur	109750600476	Subaida	IGNWP	Active	Re-Married	Withheld	May_June_July_2019	01/01/1974
259	Malappuram	Valavannur	109750600724	Muthubeevi Pulasseri	IGNWP	Active	Re-Married	Withheld	May_June_July_2019	01/01/1973
260	Malappuram	Valavannur	109750601369	Ummusalimabi	IGNWP	Active	Re-Married	Withheld	May_June_July_2019	06/11/1981
261	Malappuram	Perumanna Klari	109790600539	Maimoona D/Okuttu Chomayil	IGNWP	Active	Re-Married	Withheld	Dec-2018, Jan, Feb, Mar, April-2019	13/07/1975
262	Malappuram	Thalakkad	109810600717	Girija	IGNWP	Active	Re-Married	Withheld	Dec-2018, Jan, Feb, Mar, April-2019	01/01/1980
263	Malappuram	Thalakkad	109810600915	Ruksana	IGNWP	Active	Re-Married	Withheld	Dec-2018, Jan, Feb, Mar, April-2019	01/01/1983
264	Malappuram	Thalakkad	109810600943	Sheeja	IGNWP	Active	Re-Married	Withheld	May_June_July_2019	01/01/1980
265	Malappuram	Tripangode	109820601056	Pathummu	IGNWP	Active	Re-Married	Withheld	May_June_July_2019	01/01/1978
266	Malappuram	Tripangode	109820601076	Safiya	IGNWP	Active	Re-Married	Withheld	May_June_July_2019	01/01/1981
267	Malappuram	Thirunavaya	109840601549	Kunhayisha	IGNWP	Active	Re-Married	Withheld	May_June_July_2019	01/01/1968
268	Malappuram	Tavanur	109860601402	Sulaikha C P	IGNWP	Active	Re-Married	Withheld	October_November_2019	01/01/1975
269	Malappuram	Edappal	109880601451	Balkees N P	IGNWP	Active	Re-Married	Withheld	May_June_July_2019	01/01/1981
270	Malappuram	Alamcode	109890600197	Rukkiya	IGNWP	Active	Re-Married	Withheld	Dec-2018, Jan, Feb, Mar, April-2019	01/01/1962
271	Malappuram	Alamcode	109890600476	Ayisha	IGNWP	Active	Re-Married	Withheld	May_June_July_2019	01/10/1983
272	Malappuram	Perumpadappu	109920600931	Sainaba	IGNWP	Active	Re-Married	Withheld	May_June_July_2019	07/08/1979
273	Malappuram	Perumpadappu	109920601507	Rashida K P	IGNWP	Active	Re-Married	Withheld	May_June_July_2019	27/04/1990

Report on Direct Benefit Transfer of Social Security Pension Schemes

Sl. No.	District	Local Body	Pensioner ID	Pensioner Name	Pension Type	Status	Remarks of PACS	Status of disbursement	Batch in which remarried reported	Date of Birth
274	Kozhikkode	Eramala	109960601316	Soudha	IGNW/P	Active	Re-Married	Withheld	May_June_July_2019	12/02/1980
275	Kozhikkode	Purameri	110000601293	Sulaikha	IGNW/P	Active	Re-Married	Withheld	May_June_July_2019	01/01/1974
276	Kozhikkode	Vanimel	110030600937	Rasiya	IGNW/P	Active	Re-Married	Withheld	May_June_July_2019	07/10/1985
277	Kozhikkode	Villyyappally	110130601539	Nedeera K	IGNW/P	Active	Re-Married	Withheld	May_June_July_2019	25/11/1984
278	Kozhikkode	Villyyappally	110130601624	Kamala	IGNW/P	Active	Re-Married	Withheld	May_June_July_2019	04/10/1962
279	Kozhikkode	Maniyur	110140601169	Santha.M.P	IGNW/P	Active	Re-Married	Withheld	Dec-2018, Jan, Feb, Mar, April-2019	31/05/1969
280	Kozhikkode	Thikkodi	110180600247	Pushpa	IGNW/P	Active	Re-Married	Withheld	May_June_July_2019	01/01/1968
281	Kozhikkode	Payyoli	110190602025	Fousiya	IGNW/P	Active	Re-Married	Withheld	May_June_July_2019	01/01/1970
282	Kozhikkode	Cheruvannur	110210600993	Hafsath C	IGNW/P	Active	Re-Married	Withheld	May_June_July_2019	31/01/1989
283	Kozhikkode	Cheruvannur	110210601009	Nafeesa	IGNW/P	Active	Re-Married	Withheld	October_November_2019	01/01/1966
284	Kozhikkode	Atholi	110300600602	Prema.P.M	IGNW/P	Active	Re-Married	Withheld	May_June_July_2019	01/01/1962
285	Kozhikkode	Atholi	110300601290	Salini	IGNW/P	Active	Re-Married	Withheld	May_June_July_2019	01/01/1987
286	Kozhikkode	Ulliyeri	110310601075	Pathumma	IGNW/P	Active	Re-Married	Withheld	Dec-2018, Jan, Feb, Mar, April-2019	01/01/1965
287	Kozhikkode	Ulliyeri	110310601415	Semeera	IGNW/P	Active	Re-Married	Withheld	October_November_2019	11/04/1981
288	Kozhikkode	Moodadi	110380601349	Sheela C P	IGNW/P	Active	Re-Married	Withheld	May_June_July_2019	01/01/1964
289	Kozhikkode	Chelannur	110410601393	Sajini	IGNW/P	Active	Re-Married	Withheld	May_June_July_2019	01/01/1975
290	Kozhikkode	Kizhakkoth	110490600806	Geetha	IGNW/P	Active	Re-Married	Withheld	May_June_July_2019	28/05/1972
291	Kozhikkode	Kizhakkoth	110490600840	Nimisha	IGNW/P	Active	Re-Married	Withheld	May_June_July_2019	10/07/1990
292	Kozhikkode	Puthuppady	110520601515	Hajara	IGNW/P	Active	Re-Married	Withheld	October_November_2019	13/05/1975
293	Kozhikkode	Puthuppady	110520602135	Diya.M.S	IGNW/P	Active	Re-Married	Withheld	May_June_July_2019	01/01/1988
294	Kozhikkode	Puthuppady	110520602188	Soumya	IGNW/P	Active	Re-Married	Withheld	May_June_July_2019	01/01/1985
295	Kozhikkode	Omassery	110540601105	Sainaba	IGNW/P	Active	Re-Married	Withheld	May_June_July_2019	04/04/1974
296	Kozhikkode	Omassery	110540601206	Sainaba	IGNW/P	Active	Re-Married	Withheld	May_June_July_2019	11/06/1965
297	Kozhikkode	Kuruvattur	110560601480	Mimi P V	IGNW/P	Active	Re-Married	Withheld	May_June_July_2019	01/01/1978
298	Kozhikkode	Mavoore	110570601306	Nithya	IGNW/P	Active	Re-Married	Withheld	May_June_July_2019	01/01/1985

Sl. No.	District	Local Body	Pensioner ID	Pensioner Name	Penion Type	Status	Remarks of PACS	Status of disbursement	Batch in which remarried reported	Date of Birth
299	Kozhikkode	Kunnamangalam	110590601808	Ramla.K.P	IGNWP	Active	Re-Married	Withheld	May_June_July_2019	01/01/1974
300	Kozhikkode	Chathamangalam	110600601687	Saleena	IGNWP	Active	Re-Married	Withheld	May_June_July_2019	01/01/1989
301	Kozhikkode	Kodancheri	110620600937	Saraswathy	IGNWP	Active	Re-Married	Withheld	May_June_July_2019	01/01/1967
302	Kozhikkode	Feroke	110690601484	Sumayya	IGNWP	Active	Re-Married	Withheld	May_June_July_2019	01/01/1984
303	Kozhikkode	Olavanna	110700602437	Bindu P	IGNWP	Active	Re-Married	Withheld	May_June_July_2019	01/01/1974
304	Kozhikkode	Olavanna	110700602829	Shareefa	IGNWP	Active	Re-Married	Withheld	Dec-2018, Jan, Feb, Mar, April-2019	01/01/1978
305	Wayanad	Vellamunda	110720601183	Fousiya	IGNWP	Active	Re-Married	Withheld	May_June_July_2019	01/01/1977
306	Wayanad	Panamaram	110770601467	Jisha.K	IGNWP	Active	Re-Married	Withheld	May_June_July_2019	17/09/1987
307	Wayanad	Sulthan Bathery	110820600879	Biyyutty	IGNWP	Active	Re-Married	Withheld	Dec-2018, Jan, Feb, Mar, April-2019	01/01/1966
308	Wayanad	Kottathara	110860600806	Pushpa K	IGNWP	Active	Re-Married	Withheld	May_June_July_2019	01/01/1978
309	Kannur	Cherupuzha	111070600092	Nalini.P.	IGNWP	Active	Re-Married	Withheld	May_June_July_2019	01/01/1968
310	Kannur	Kurumathur	111140600563	Reena.V.V	IGNWP	Active	Re-Married	Withheld	October_November_2019	05/04/1978
311	Kannur	Kurumathur	111140601192	Sameera.S	IGNWP	Active	Re-Married	Withheld	May_June_July_2019	01/01/1983
312	Kannur	Pariyaram	111150601315	Latha Prasanth	IGNWP	Active	Re-Married	Withheld	May_June_July_2019	01/01/1984
313	Kannur	Naduvil	111180600593	Aayisha	IGNWP	Active	Re-Married	Withheld	May_June_July_2019	02/11/1976
314	Kannur	Naduvil	111180601132	Sameera P P	IGNWP	Active	Re-Married	Withheld	August_September_2019	31/12/1982
315	Kannur	Alakode	111200600775	Lenis Antony	IGNWP	Active	Re-Married	Withheld	May_June_July_2019	09/10/1963
316	Kannur	Muzhappilangad	111400600996	Sulalika	IGNWP	Active	Re-Married	Withheld	May_June_July_2019	01/01/1976
317	Kannur	Chembilode	111420601119	Seema.A	IGNWP	Active	Re-Married	Withheld	May_June_July_2019	25/08/1979
318	Kannur	Pattiam	111610600982	Priya K K	IGNWP	Active	Re-Married	Withheld	May_June_July_2019	01/05/1986
319	Kannur	Kolayad	111740600799	Jeena V	IGNWP	Active	Re-Married	Withheld	May_June_July_2019	02/05/1983
320	Kannur	Kolayad	111740600820	Madhavi V	IGNWP	Active	Re-Married	Withheld	May_June_July_2019	15/08/1965
321	Kasaragod	Puthige	111810600943	Shailaja	IGNWP	Active	Re-Married	Withheld	May_June_July_2019	01/01/1985
322	Kasaragod	Chemnad	111920602016	Noorunneesa	IGNWP	Active	Re-Married	Withheld	May_June_July_2019	01/01/1979
323	Kasaragod	Chemnad	111920602374	Kamarunnisa K M	IGNWP	Active	Re-Married	Withheld	May_June_July_2019	01/01/1985

Report on Direct Benefit Transfer of Social Security Pension Schemes

Sl. No.	District	Local Body	Pensioner ID	Pensioner Name	Pension Type	Status	Remarks of PACS	Status of disbursement	Batch in which remarried reported	Date of Birth
324	Kasaragod	Bedaduka	111930601443	Meenakshi	IGNWP	Active	Re-Married	Withheld	Dec-2018, Jan, Feb, Mar, April-2019	01/01/1971
325	Kasaragod	Bedaduka	111930601483	Kawleth Beevi B L	IGNWP	Active	Re-Married	Withheld	August_September_2019	01/01/1989
326	Kasaragod	Madhur	111940601494	Mariyambi K. H.	IGNWP	Active	Re-Married	Withheld	May_June_July_2019	01/01/1974
327	Kasaragod	Udma	111970600892	Suma V K	IGNWP	Active	Re-Married	Withheld	Dec-2018, Jan, Feb, Mar, April-2019	01/01/1983
328	Kasaragod	Balal	111990600703	Lissy	IGNWP	Active	Re-Married	Withheld	May_June_July_2019	01/01/1976
329	Kasaragod	Kodombellur	112000601073	Ramaganesan	IGNWP	Active	Re-Married	Withheld	May_June_July_2019	01/01/1990
330	Kasaragod	Kodombellur	112000601145	Bindu	IGNWP	Active	Re-Married	Withheld	May_June_July_2019	01/01/1982
331	Kasaragod	Panathady	112030600859	Patti	IGNWP	Active	Re-Married	Withheld	October_November_2019	01/01/1966
332	Kasaragod	Panathady	112030600959	Solly Thomas	IGNWP	Active	Re-Married	Withheld	May_June_July_2019	01/01/1976
333	Kasaragod	Panathady	112030601218	Dani Shaji	IGNWP	Active	Re-Married	Withheld	May_June_July_2019	01/01/1975
334	Kasaragod	Kallar	112050600600	Ponnamma.K.S	IGNWP	Active	Re-Married	Withheld	May_June_July_2019	01/01/1974
335	Kasaragod	Pilicode	112100601017	Seenath M K	IGNWP	Active	Re-Married	Withheld	Dec-2018, Jan, Feb, Mar, April-2019	20/05/1983
336	Kasaragod	Kinanoor Karinthalam	112120601091	Neethu Baiju	IGNWP	Active	Re-Married	Withheld	May_June_July_2019	01/01/1987
337	Palakkad	Thenkara	112200601238	Amina	IGNWP	Active	Re-Married	Withheld	May_June_July_2019	01/01/1982
338	Malappuram	Kalady	112220600430	Anitha	IGNWP	Active	Re-Married	Withheld	May_June_July_2019	02/08/1986
339	Kozhikkode	Kattippara	112230600599	Ayisha M.K	IGNWP	Active	Re-Married	Withheld	Dec-2018, Jan, Feb, Mar, April-2019	01/01/1966
340	Kozhikkode	Kattippara	112230600864	Maimoona.B.K	IGNWP	Active	Re-Married	Withheld	Dec-2018, Jan, Feb, Mar, April-2019	01/01/1977
341	Kozhikkode	Kattippara	112230600978	Sulaikha P S	IGNWP	Active	Re-Married	Withheld	Dec-2018, Jan, Feb, Mar, April-2019	01/01/1972
342	Malappuram	Kottakkal	112480600134	Suharakizhakkech alil	IGNWP	Active	Re-Married	Withheld	May_June_July_2019	01/01/1986
343	Malappuram	Kottakkal	112480600680	Sajina	IGNWP	Active	Re-Married	Withheld	May_June_July_2019	01/01/1987
344	Kannur	Kannur	112590600189	Santhi K M	IGNWP	Active	Re-Married	Withheld	May_June_July_2019	28/11/1990

Sl. No.	District	Local Body	Pensioner ID	Pensioner Name	Penion Type	Status	Remarks of PACS	Status of disbursement	Batch in which remarried reported	Date of Birth
345	Kollam	Kottarakara	112600600033	Dhanujarani	IGNW/P	Active	Re-Married	Withheld	October_November_2019	30/06/1987
346	Thrissur	Wadakanchery	112680600013	Sherinbabu.K.A	IGNW/P	Active	Re-Married	Withheld	May_June_July_2019	15/05/1991
347	Malappuram	Valanchery	112730600215	Ayisha	IGNW/P	Active	Re-Married	Withheld	May_June_July_2019	01/01/1972
348	Kozhikkode	Koduvally	112780600163	Shareefa	IGNW/P	Active	Re-Married	Withheld	May_June_July_2019	01/01/1974
349	Kozhikkode	Koduvally	112780600170	Subaida	IGNW/P	Active	Re-Married	Withheld	May_June_July_2019	01/01/1970
350	Kozhikkode	Koduvally	112780600236	Nafeesa C V	IGNW/P	Active	Re-Married	Withheld	May_June_July_2019	01/01/1967
351	Kozhikkode	Mukkam	112790600133	Shabna.T.K	IGNW/P	Active	Re-Married	Withheld	Dec-2018, Jan, Feb, Mar, April-2019	21/07/1991
352	Kozhikkode	Ramanattukara	112800600205	Shijitha C	IGNW/P	Active	Re-Married	Withheld	May_June_July_2019	01/01/1990
353	Kozhikkode	Feroke	112810600042	Rajana.K	IGNW/P	Active	Re-Married	Withheld	May_June_July_2019	01/01/1985
354	Kannur	Iritty	112860600252	Sreena A	IGNW/P	Active	Re-Married	Withheld	May_June_July_2019	25/05/1983
355	Kozhikkode	Kozhikkode	101710502844	Vijaya	UMW/P	Active	Re-Married	Withheld	May_June_July_2019	01/01/1965
356	Palakkad	Chittoor Thathamangalam	102070500108	Pankajam K	UMW/P	Active	Re-Married	Withheld	May_June_July_2019	23/08/1964
357	Malappuram	Manjeri	102110500099	Geetha. V	UMW/P	Active	Re-Married	Withheld	May_June_July_2019	01/01/1962
358	Thrissur	Paralam	107660500085	Indira K.K.	UMW/P	Active	Re-Married	Withheld	October_November_2019	01/01/1963
359	Thrissur	Parappukkara	107780500077	Rosy M V	UMW/P	Active	Re-Married	Withheld	May_June_July_2019	01/01/1962
360	Palakkad	Koppam	108110500123	Leela	UMW/P	Active	Re-Married	Withheld	May_June_July_2019	01/01/1963
361	Palakkad	Paruthur	108170500108	Sainaba E.P	UMW/P	Active	Re-Married	Withheld	Dec-2018, Jan, Feb, Mar, April-2019	01/01/1964
362	Palakkad	Paruthur	108170500109	Savithri	UMW/P	Active	Re-Married	Withheld	October_November_2019	01/01/1963
363	Palakkad	Ambalapara	108210500184	Safiya	UMW/P	Active	Re-Married	Withheld	August_September_2019	01/01/1963
364	Palakkad	Kadampazhipuram	108270500185	Panchali	UMW/P	Active	Re-Married	Withheld	May_June_July_2019	01/01/1967
365	Malappuram	Pandikkad	109070500147	Geetha	UMW/P	Active	Re-Married	Withheld	May_June_July_2019	01/01/1966
366	Malappuram	Thiruvalli	109110500077	Vijayalakshmi	UMW/P	Active	Re-Married	Withheld	May_June_July_2019	01/01/1967
367	Kannur	Chirakkal	111310500392	Geetha K	UMW/P	Active	Re-Married	Withheld	May_June_July_2019	03/01/1963
368	Kannur	Kannur	112590500100	Usha P.P	UMW/P	Active	Re-Married	Withheld	May_June_July_2019	21/05/1965

## Appendix – XXIII

(Ref : Paragraph 2.15 – Page No. 34)

Transfer of funds to PACS for disbursement of IGWNP and UMWP whose status are recorded as remarried

Sl. No.	District	Local Body	Pensioner ID	Pensioner Name	Pension Type	Chv/Remarks	Distributed month in which remarried reported	Month upto which SSP disbursed	Amount ₹	Interest ₹
1	Malappuram	Veliyancode	109930500058	Subaida.K	UMWP	Re-Married	October, November-2019, Dec-2019, Jan, Feb, March, April-2020	Jun-21	26,000	191
2	Kozhikkode	Kadalundi	110650500303	Yasodhara M	UMWP	Re-Married	Dec-2019, Jan, Feb, March, April-2020	Jun-21	26,200	192
3	Kasaragod	Kasaragod	102240601283	Sreelatha.K.M	IGNWP	Re-Married	Dec-2019, Jan, Feb, March, April-2020	Jun-21	26,200	192
4	Kannur	Eramholi	111460600905	Asha O	IGNWP	Re-Married	October, November-2019	Jun-21	28,600	210
5	Malappuram	Vettathur	109410600943	Sainaba.P	IGNWP	Re-Married	August, September-2019	Jun-21	31,000	227
6	Palakkad	Vallapuzha	108190601182	Nabeesa.E	IGNWP	Re-Married	October, November-2019, Dec-2019, Jan, feb, March, April-2020	Jun-21	17,800	131
7	Malappuram	Kottakkal	112480600322	Aziya	IGNWP	Re-Married	Dec-2019, Jan, Feb, March, April-2020	Jun-21	26,200	192
8	Kasaragod	Pilicode	112100600908	Anitha A	IGNWP	Re-Married	October, November-2019	Jun-21	28,600	210
9	Palakkad	Ananganadi	108220601118	Mariya	IGNWP	Re-Married	Dec-2019, Jan, Feb, March, April-2020	Jun-21	26,200	192
10	Thrissur	Velur	107320600990	N.A.Ayish	IGNWP	Re-Married	October, November-2019	Jun-21	28,600	210
11	Malappuram	Kottakkal	112480600919	Salmath	IGNWP	Re-Married	October, November-2019	Jun-21	28,600	210
12	Malappuram	Abdul Rahiman Nagar	109570601519	Sulaikha	IGNWP	Re-Married	October, November-2019	Jun-21	28,600	210
13	Palakkad	Kizhakkancherry	108800601127	Hajara	IGNWP	Re-Married	August, September-2019	Jun-21	31,000	227
14	Thrissur	Cherpu	107650600265	Geetha	IGNWP	Re-Married	October, November-2019	Jun-21	28,600	210
15	Kasaragod	Chengala	111910602505	Asmabi	IGNWP	Re-Married	June, July-2019	Jun-21	10,200	75

Sl. No.	District	Local Body	Pensioner ID	Pensioner Name	Penion Type	ChvRemarks	Distributed month in which remarried reported	Month upto which SSP disbursed	Amount ₹	Interest ₹
16	Palakkad	Kavassery	108790601395	K Kavitha	IGNWP	Re-Married	October, November-2019, Dec-2019, Jan, Feb, March, April-2020	Jun-21	28,600	210
17	Thrissur	Sree Narayanapuram	107890601242	Sindhu.C.G	IGNWP	Re-Married	Dec-2019, Jan, Feb, March, April-2020	Jun-21	26,200	192
18	Thrissur	Desamangalam	107250601265	Nafesa	IGNWP	Re-Married	Dec-2019, Jan, Feb, March, April-2020	Jun-21	26,200	192
19	Palakkad	Pallassana	108740600941	Sumathi.E	IGNWP	Re-Married	October, November-2019	Jun-21	28,600	210
20	Kozhikkode	Velom	110100601121	Sheeja	IGNWP	Re-Married	October, November-2019, Dec-2019, Jan, Feb, March, April-2020	Jun-21	28,600	210
21	Kozhikkode	Chathamangalam	110600600554	Sabeena	IGNWP	Re-Married	Dec-2019, Jan, Feb, March, April-2020	Jun-21	26,200	192
22	Palakkad	Ongallur	108150601788	Haseena C P	IGNWP	Re-Married	October, November-2019	Jun-21	28,600	210
23	Malappuram	Chelembra	109140500090	Vilasini	UMWP	Re-Married	October, November-2019	Jun-21	28,600	210
24	Kozhikkode	Karasseri	110580600642	Ayisha.K.P	IGNWP	Re-Married	October, November-2019, Dec-2019, Jan, Feb, March, April-2020	Jun-21	28,600	210
25	Pathanamthitta	Kadapra	103790600362	Lakshmi Haridas	IGNWP	Re-Married	October, November-2019	Jun-21	28,600	210
26	Thrissur	Kodakara	107690601506	Latha	IGNWP	Re-Married	October, November-2019	Jun-21	28,600	210
27	Malappuram	Kondotty	109170600797	Mangalassery Amina	IGNWP	Re-Married	October, November-2019	Jun-21	28,600	210
28	Thrissur	Kunnamkulam	102040601876	Misiriya	IGNWP	Re-Married	October, November-2019	Jun-21	28,600	210
29	Ernakulam	Kalamassery	101910601784	Prabha	IGNWP	Re-Married	October, November-2019	Jun-21	28,600	210
30	Palakkad	Paruthur	108170601049	Pushpa.Np	IGNWP	Re-Married	October, November-2019, Dec-2019, Jan, Feb, March, April-2020	Jun-21	17,800	131
31	Palakkad	Peringottukurissi	108570601472	Sheeba S	IGNWP	Re-Married	Dec-2019, Jan, Feb, March, April-2020	Jun-21	26,200	192
<b>Total</b>									<b>8,29,600</b>	<b>6,088</b>

## Appendix – XXIV

(Ref : Paragraph 3.3 – Page No. 42)

### Inadequate training, awareness of security

#### A) Format of Questionnaire

- 1) How long have you been using the Sevana Pension software?
- 2) Give the user IDs through which you login to Sevana-Pension. The purpose (data entry, authorization etc.) of each user ID may also be mentioned.  
User ID-1 :    UserID-2 :                      UserID-3:  
Purpose :    Purpose :                      Purpose :
- 3) How long have you been using the same password for accessing the Sevana Pension software?
- 4) If there are operational or technical issues in using the Sevana Pension software, to whom do you report and how long does it take to rectify the issue?
- 5) Have you ever attended any training in Sevana Pension software?
- 6) Has it ever occurred that all the approved applicants by the Council were not entered for receiving pension in the Sevana Pension software and if so why?
- 7) Are you able to view/ download any report of deceased persons after the pension distribution by PACCs is completed and have you promptly suspended the deceased persons from the database?

Name of LSG Institution :  
Name of User :  
Designation :

#### B) Findings of the survey

34 clerical users out of 37 LSG institutions have answered that they have not received any training in the usage of Sevana Pension software. When the users were asked whether they have suspended the deceased beneficiaries after downloading any reports, 3 of them replied that no such report was available in the software. 21 users replied that they have not taken any such report and have not suspended any deceased beneficiaries based on the report. Hence 24 out of 37 users (64.86%) are not aware of the batchwise report which can be generated through the menu option DBT Reports. This is due to lack of proper training of the users as 91.89% of users have not received any training in using Sevana Pension software. Further, the users were not aware of the necessity of periodical change of password.



## Appendix – XXV

(Ref : Paragraph 3.6.1 – Page No. 44)

## Details of vulnerabilities reported during security audit

SI No	Vulnerability	Risk Severity
1	Blind SQL Injection	High
2.	Cross Site Scripting	High
3.	Sensitive data exposure <ol style="list-style-type: none"> <li>1. Crackjacking:X-frame-Options header missing</li> <li>2. Cookie without HttpOnly flag set</li> <li>3. ASP.NET version disclosure</li> <li>4. Options method is enabled</li> </ol>	Low
4	Using components of known vulnerability <ul style="list-style-type: none"> <li>- Vulnerable Javascript library</li> </ul>	Medium
5	Security Misconfiguration <ul style="list-style-type: none"> <li>- Login page password-guessing attack</li> </ul>	Low

**Appendix – XXVI**

**(Ref : Paragraph 3.6.5 (a ) (i) – Page No. 48)**

**Discrepancy in age of beneficiaries**

<b>Particulars</b>	<b>Number of cases</b>
Number of beneficiaries with negative age (future date entered as date of birth)	101
Number of beneficiaries whose date of birth is not recorded	96,445

## Appendix – XXVII

(Ref : Paragraph 3.6.5 (a) (i) – Page No. 48)

## Discrepancy in Date of Birth

Sl. No.	Pensioner ID	Date of Birth in the Application/ Documents submitted for SSP	Pensioner Name	Date of Birth in the Sevana Pension software	Name of Local Body
1	101700221883	02.05.1957	Appunny	1/1/1957	Thrissur Corporation
2	101700221884	16.11.1957	Gopi I K	1/1/1957	Thrissur Corporation
3	101700221885	07.11.1957	Sobhana V A	1/1/1958	Thrissur Corporation
4	101700221886	20.10.1958	Rajan C K	1/1/1958	Thrissur Corporation
5	101700221887	08.12.1956	Saraswathy A P	1/1/1956	Thrissur Corporation
6	101700221888	17.08.1955	Mohanan A A	1/1/1955	Thrissur Corporation
7	101700221890	27.02.1949	Dasan	1/1/1949	Thrissur Corporation
8	101700221892	30.11.1954	Surendran	1/1/1954	Thrissur Corporation
9	101700221893	17.10.1936	Parukutty	1/1/1936	Thrissur Corporation
10	101700221894	20.12.1952	Gouri Sankar K	1/1/1952	Thrissur Corporation
11	101700221895	15.03.1958	Sudha	1/1/1958	Thrissur Corporation
12	101700221896	17.05.1954	Puliparambil Achuthan Rajan	1/1/1954	Thrissur Corporation
13	101700221897	05.11.1958	Chinnamma Jose	1/1/1958	Thrissur Corporation
14	101700221899	25.02.1952	Rosa	1/1/1952	Thrissur Corporation
15	101700221900	04.02.1959	Asokan N M	1/1/1959	Thrissur Corporation
16	101700221901	04.02.1949	Janardanan	1/1/1959	Thrissur Corporation
17	101700221902	17.07.1958	Vasudevan	1/1/1958	Thrissur Corporation
18	101700221903	16.08.1950	Kunjannam	1/1/1950	Thrissur Corporation
19	101700221904	04.10.1958	Saraswathy K P	1/1/1958	Thrissur Corporation
20	101700221905	12.05.1956	K A Varghese	1/1/1957	Thrissur Corporation
21	101700221906	18.09.1952	Mary Devassy	1/1/1952	Thrissur Corporation
22	101700221923	10.03.1954	Vasu M P	1/1/1954	Thrissur Corporation
23	101700221925	30.06.1952	Subramanian	1/1/1952	Thrissur Corporation
24	101700221926	08.11.1956	Sali P S	1/1/1957	Thrissur Corporation
25	101700221927	14.05.1958	Antony P P	1/1/1958	Thrissur Corporation
26	101700221928	22.08.1945	Vasantha	1/1/1945	Thrissur Corporation
27	101700222869	15.05.1958	Inasu K L	1/1/1960	Thrissur Corporation
28	102880203562	Date of birth not given in application	Omana K	1/1/1957	Kunnathukal Grama Panchayat
29	102880203563	Date of birth not given in application	Soman T	1/1/1957	Kunnathukal Grama Panchayat
30	102880203568	Date of birth not given in application	Mary L	1/1/1957	Kunnathukal Grama Panchayat
31	102880203573	Date of birth not given in application	Madhusoodanan K	1/1/1958	Kunnathukal Grama Panchayat
32	102880203579	Date of birth not given in application	Bharathi G	1/1/1956	Kunnathukal Grama Panchayat
33	102880203586	01.01.1958	George P	1/1/1957	Kunnathukal Grama Panchayat

Sl. No.	Pensioner ID	Date of Birth in the Application/ Documents submitted for SSP	Pensioner Name	Date of Birth in the Sevana Pension software	Name of Local Body
34	102880203587	14.06.1957	Sathyabhama	1/1/1957	Kunnathukal Grama Panchayat
35	101740205591	27.03.1957	Babu J P	1/1/1957	Nedumangadu Municipality
36	101740205604	Date of birth not given in application	Ratnadas	1/1/1957	Nedumangadu Municipality
37	101740205602	11.04.1958	Raju	1/1/1959	Nedumangadu Municipality
38	101740205601	Date of birth not given in application	Abdul Kharim	1/1/1958	Nedumangadu Municipality
39	101740205666	Date of birth not given in application	Nazeema Beevi	1/1/1957	Nedumangadu Municipality
40	101740205636	Date of birth not given in application	Sakunthala K	1/1/1956	Nedumangadu Municipality
41	101740205639	01.01.1958	Ambikakumari	1/1/1957	Nedumangadu Municipality
42	101740205241	30.05.1958	Wilson N	1/1/1958	Nedumangadu Municipality
43	101740205600	24.04.1956	Abdul Salam	1/1/1956	Nedumangadu Municipality
44	101740205593	12.09.1958	Selvan D	1/1/1958	Nedumangadu Municipality

**Appendix – XXVIII****(Ref : Paragraph 3.6.5 (a) (ii) – Page No. 48)****Discrepancy noticed in applications**

<b>Discrepancy noticed</b>	<b>Number of cases</b>
Distribution started before Application date	16,409
Distribution started before Approval date (after receiving application)	2,70,433
<b>Total</b>	<b>2,86,842</b>

**Appendix – XXIX**

**(Ref : Paragraph 3.6.5 (b) – Page No. 49)**

**Details of data extracted from Master file (GM\_PensionType)**

<b>tnyPensionTypeID</b>	<b>chvPensionNameEnglish</b>	<b>tnyLowerAgeLimit</b>
1	Agricultural Labour Pension	18
2	Indira Gandhi National Old Age Pension	18
3	Pension for the Mentally challenged	18
4	Pension for the Physically challenged	18
5	Pension for the Unmarried Women above 50 years	19
6	Widow Pension	20
7	Unemployment Wages	20

## Appendix – XXX

(Ref : Paragraph 3.7 – Page No. 50)

## Requirements not incorporated in the software

User requirements	Audit Remarks
<b>Clerk login</b> Need provision for entering details of manually submitted application at front office	Software does not provide for data entry of application at front office.
<b>LSGI Secretary (Approver)</b> Need option for digital signature for approval, correction, suspension, revoking etc for validating records	There are no independent digital signatures for approval, correction, suspension, revoking etc for validating records. Presently, these digital signatures and its date are overwritten during each process which lead to loss of critical information, useful for tracing user activities.
<b>DBT Cell</b> There shall be provision to prepare requisition on the basis of conditions laid down by finance department	At present it is done by IKM at back end using stored procedure
Need provision for bill generation process (like file generation, despatch etc,) There shall be provision for generating pension type wise payment file	During physical verification of billing process, it is noticed that the file generation is not automated. IKM need to push the files to make it downloadable by DBT Cell. Despatch of digitally certified payment files are done manually through email, to IKM and IKM upload them manually to the bank server
Need provision for reconciliation	IKM stated that reconciliation is partially automated. However, it is noticed on physical verification that reconciliation is done by IKM using some back-end processes.
Need provision to mark the status (fund return/ success)	-do-
<b><u>System Features requirements</u></b>	
Application for social security pension can be submitted through front office	Application at front office is not entered in the system software.
There shall be provision in the software to validate Aadhaar number of the applicant to avoid duplication.	Aadhaar validation is not being done properly. There are beneficiaries with same Aadhaar number and different names.
<b><u>Eligibility criteria<sup>6</sup></u></b>	
<b>General Eligibility Criteria</b> Applicant should not be a service pensioner/ family pensioner	Service pensioners are made beneficiaries.
Applicant should not own non-taxi, four or more wheeled vehicles (Except Ambassador car) with engine capacity of more than 1000 cc	The condition of ‘Ambassador car’ is not incorporated
<b>ALP</b> Age of 60 years or higher	

<sup>6</sup> Vide GO(MS) No. 97/2020/Finance dated 23 September 2020.

<p><b>OAP</b> Age of 60 years or higher</p> <p><b>UMWP</b> Age should be 50 years and above</p>	<p>Audit noticed that age and date of birth values are not validated during input.</p>
<p><b>Non-functional requirements<sup>7</sup></b></p>	
<p><b>Security and privacy</b></p>	
<p><b>Security</b></p>	
<p>Easy provision for backing up sevana pension data by providing a menu option for each local body.</p>	<p>No backup option available in the software.</p>
<p>Data shall be maintained within the database in an encrypted format.</p>	<p>Data not in encrypted form. Even the user passwords are available in non-encrypted form. Aadhaar number is made encrypted recently, after audit comments during a meeting with technical personnel from IKM.</p>
<p><b>Privacy</b></p>	
<p>Access to the software by use preferably by thumb scan device.</p>	<p>Fingerprint scan is not made available for user authentication.</p>
<p>Data approval shall be done by the Secretary only by digital signature &amp; thumb scan.</p>	<p>Fingerprint scan is not made available for approval.</p>
<p><b>Quality</b></p>	
<p>Data quality ensured by Local Body</p>	<p>The developer transfers the responsibility of data quality to the user department, instead of applying proper data validation within the software.</p>
<p><b>Reliability</b></p>	
<p>Reliability is the probability that the system processes work correctly and completely without being aborted. The harm that can result from failure of this application is as follows:</p> <ul style="list-style-type: none"> <li>• Social security pension disbursement will come to a halt.</li> <li>• Amount to be disbursed cannot be calculated to an exact amount, thereby hindering the Finance department in allocating funds.</li> <li>• Revenue loss will occur</li> <li>• Employee's productivity will be held up.</li> <li>• Accountability will be lost.</li> </ul>	<p>In respect of reliability, Audit noticed the following:</p> <p>Data available are not reliable and this lead to erroneous computation and distribution of SSP on multiple occasions.</p> <p>Lack of reliability in data processing was also noticed by Audit, in bill processing performed by IKM, where there is excessive manual intervention.</p>

<sup>7</sup> WGITA – IDI Handbook on IT Audit for Supreme Audit Institutions.

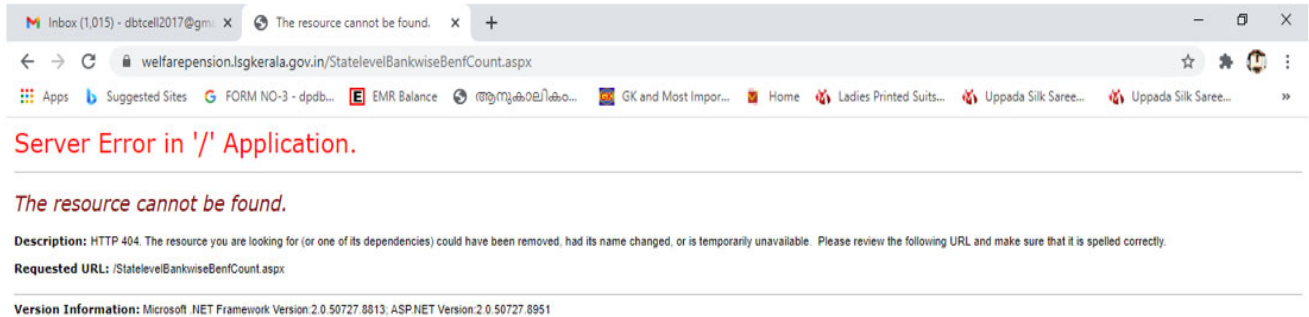


## Appendix – XXXI

(Ref : Paragraph 3.8 (c) – Page No. 52)

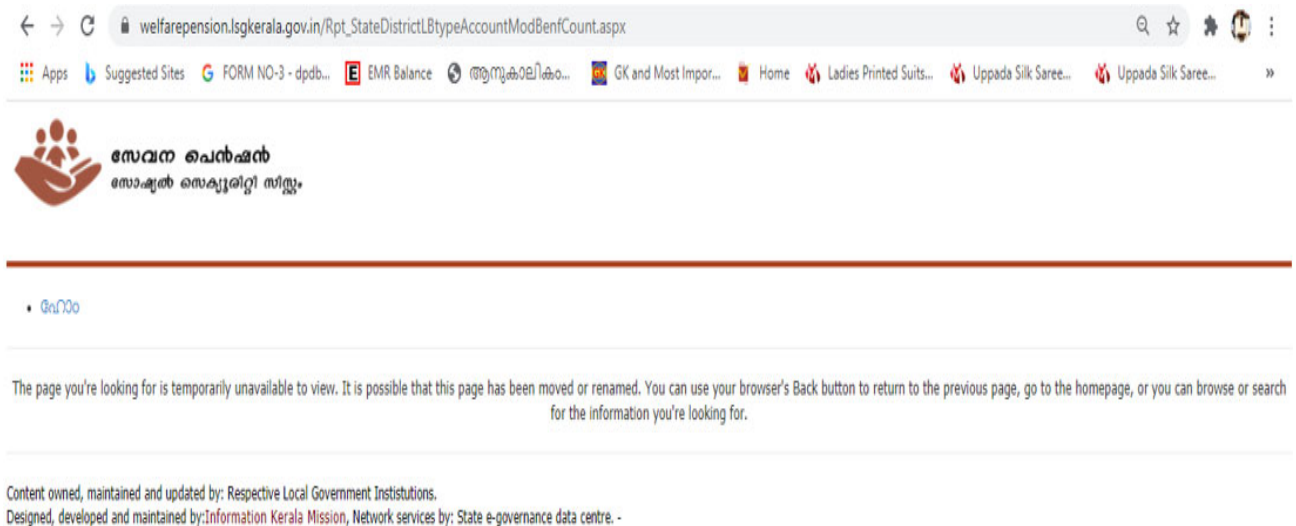
## Screenshots of the reports which do not work properly

## State Level Bank wise Beneficiary Count



The screenshot shows a web browser window with the address bar displaying `welfarepension.lsgkerala.gov.in/StatelevelBankwiseBenfCount.aspx`. The page content displays a red error message: "Server Error in '/' Application." Below this, it states "The resource cannot be found." and provides a description: "Description: HTTP 404. The resource you are looking for (or one of its dependencies) could have been removed, had its name changed, or is temporarily unavailable. Please review the following URL and make sure that it is spelled correctly." The requested URL is `/StatelevelBankwiseBenfCount.aspx`. At the bottom, version information is provided: "Version Information: Microsoft .NET Framework Version 2.0.50727.8813; ASP.NET Version 2.0.50727.8951".

## Local body type wise – Local body wise Beneficiary Count



The screenshot shows a web browser window with the address bar displaying `welfarepension.lsgkerala.gov.in/Rpt_StateDistrictLBtypeAccountModBenfCount.aspx`. The page content features the logo of the Information Kerala Mission (IKM) with the text "സേവന പെൻഷൻ" and "സോഷ്യൽ സെക്യൂരിറ്റി സീഡ്". Below the logo, there is a message: "The page you're looking for is temporarily unavailable to view. It is possible that this page has been moved or renamed. You can use your browser's Back button to return to the previous page, go to the homepage, or you can browse or search for the information you're looking for." At the bottom, there is a footer: "Content owned, maintained and updated by: Respective Local Government Institutions. Designed, developed and maintained by: Information Kerala Mission, Network services by: State e-governance data centre."

## DBT Reports-Expenditure Report

welfarepension.lsgkerala.gov.in/DBTExpenditureRpt.aspx

### Server Error in '/' Application.

*Timeout expired. The timeout period elapsed prior to completion of the operation or the server is not responding.*

**Description:** An unhandled exception occurred during the execution of the current web request. Please review the stack trace for more information about the error and where it originated in the code.

**Exception Details:** System.Data.SqlClient.SqlException: Timeout expired. The timeout period elapsed prior to completion of the operation or the server is not responding.

#### Source Error:

An unhandled exception was generated during the execution of the current web request. Information regarding the origin and location of the exception can be identified using the exception stack trace below.

#### Stack Trace:

```
[SqlException (0x80131904): Timeout expired. The timeout period elapsed prior to completion of the operation or the server is not responding.]
System.Data.SqlClient.SqlConnection.OnError(SqlException exception, Boolean breakConnection) +212
System.Data.SqlClient.TdsParser.ThrowExceptionAndWarning(TdsParserStateObject stateObj) +245
System.Data.SqlClient.TdsParser.Run(RunBehavior runBehavior, SqlCommand cmdHandler, SqlDataReader dataStream, BulkCopySimpleResultSet bulkCopyHandler, TdsParserStateObject stateObj) +127
System.Data.SqlClient.SqlDataReader.get_MetaData() +112
System.Data.SqlClient.SqlCommand.FinishExecuteReader(SqlDataReader ds, RunBehavior runBehavior, String resetOptionsString) +6359556
System.Data.SqlClient.SqlCommand.RunExecuteReaderTds(CommandBehavior cmdBehavior, RunBehavior runBehavior, Boolean returnStream, Boolean async) +6360625
System.Data.SqlClient.SqlCommand.RunExecuteReader(CommandBehavior cmdBehavior, RunBehavior runBehavior, Boolean returnStream, String method, DbAsyncResult result) +424
System.Data.SqlClient.SqlCommand.RunExecuteReader(CommandBehavior cmdBehavior, RunBehavior runBehavior, Boolean returnStream, String method) +28
System.Data.SqlClient.SqlCommand.ExecuteReader(CommandBehavior behavior, String method) +211
System.Data.SqlClient.SqlCommand.ExecuteReader(CommandBehavior behavior) +19
System.Data.Common.DbCommand.System.Data.IDbCommand.ExecuteReader(CommandBehavior behavior) +19
System.Data.Common.DbDataAdapter.FillInternal(DataSet dataset, DataTable[] datatables, Int32 startRecord, Int32 maxRecords, String srcTable, IDbCommand command, CommandBehavior behavior) +573
System.Data.Common.DbDataAdapter.Fill(DataSet dataSet, Int32 startRecord, Int32 maxRecords, String srcTable, IDbCommand command, CommandBehavior behavior) +166
CommonClass.FillData(String spname, ArrayList ary1, CommandType cType) +474
DBTExpenditureRpt.btnview_Click(Object sender, EventArgs e) +847
System.Web.UI.WebControls.Button.OnClick(EventArgs e) +115
System.Web.UI.WebControls.Button.RaisePostBackEvent(String eventArgument) +140
System.Web.UI.Page.RaisePostBackEvent(IPostBackEventHandler sourceControl, String eventArgument) +29
System.Web.UI.Page.ProcessRequestMain(Boolean includeStagesBeforeAsyncPoint, Boolean includeStagesAfterAsyncPoint) +2981
```

**Version Information:** Microsoft .NET Framework Version 2.0.50727.8813; ASP.NET Version 2.0.50727.8961

## DBT Reports-Fund Transfer Report

welfarepension.lsgkerala.gov.in/DBTFundTransferStatusRpt.aspx

### Server Error in '/' Application.

*The resource cannot be found.*

**Description:** HTTP 404: The resource you are looking for (or one of its dependencies) could have been removed, had its name changed, or is temporarily unavailable. Please review the following URL and make sure that it is spelled correctly.

**Requested URL:** /DBTFundTransferStatusRpt.aspx

**Version Information:** Microsoft .NET Framework Version 2.0.50727.8813; ASP.NET Version 2.0.50727.8961

## DBT Reports-Status Pending List

← → ↻ [welfarepension.lsgkerala.gov.in/DBTPendingDetailedRpt.aspx](http://welfarepension.lsgkerala.gov.in/DBTPendingDetailedRpt.aspx) 🔍 ☆ 🌐 ⋮



• മേന്മ

The page you're looking for is temporarily unavailable to view. It is possible that this page has been moved or renamed. You can use your browser's Back button to return to the previous page, go to the homepage, or you can browse or search for the information you're looking for.

Content owned, maintained and updated by: Respective Local Government Institutions.  
Designed, developed and maintained by: Information Kerala Mission, Network services by: State e-governance data centre.

## DBT Reports-Cheque Return Status

← → ↻ [welfarepension.lsgkerala.gov.in/RptDBTChequeState.aspx](http://welfarepension.lsgkerala.gov.in/RptDBTChequeState.aspx) ☆ 🌐 ⋮

Server Error in '/' Application.

*The resource cannot be found.*

**Description:** HTTP 404. The resource you are looking for (or one of its dependencies) could have been removed, had its name changed, or is temporarily unavailable. Please review the following URL and make sure that it is spelled correctly.

**Requested URL:** /RptDBTChequeState.aspx

**Version Information:** Microsoft .NET Framework Version:2.0.50727.8813; ASP.NET Version:2.0.50727.8951

## DBT Reports-Affidavit Entry Status-2

← → ↻ [welfarepension.lsgkerala.gov.in/DBTAffidavitStatusReport2.aspx](http://welfarepension.lsgkerala.gov.in/DBTAffidavitStatusReport2.aspx) ☆ 🌐 ⋮

Server Error in '/' Application.

*The resource cannot be found.*

**Description:** HTTP 404. The resource you are looking for (or one of its dependencies) could have been removed, had its name changed, or is temporarily unavailable. Please review the following URL and make sure that it is spelled correctly.

**Requested URL:** /DBTAffidavitStatusReport2.aspx

**Version Information:** Microsoft .NET Framework Version:2.0.50727.8813; ASP.NET Version:2.0.50727.8951



# **Glossary of Abbreviations**



## Glossary of Abbreviations

1	ALP	Agriculture Labour Pension
2	BAMS	Budget Allocation & Monitoring System
3	DBT	Direct Benefit Transfer
4	DTH	Direct To Home
5	GoI	Government of India
6	GoK	Government of Kerala
7	ICT	Information and Communication Technology applications
8	IGNDP	Indira Gandhi National Disability Pension
9	IGNOAP	Indira Gandhi National Old Age Pension
10	IGNWP	Indira Gandhi National Widow Pension
11	IKM	Information Kerala Mission
12	KSSPL	Kerala Social Security Pension Limited
13	LSGIs	Local Self Government Institutions
14	NSAP	National Social Assistance Programme
15	PACS	Primary Agricultural Co-operative Societies
16	SBI	State Bank of India
17	SDC	State Data Centre
18	SP	Stored Procedure
19	SPV	Special Purpose Vehicle
20	SRS	System Requirement Specification or Software Requirement Specification
21	SSPs	Social Security Pensions
22	STSB	Special Treasury Savings Bank
23	UMWP	Pension for Unmarried Women above 50 years
24	URS	User Requirement Specification
25	VOs	Village Officers
26	WGITA	Working Group on IT Audit
27	XML	Extensible Markup Language

